

Special Ed

RED FOXES



ALSO INCLUDES GOOGLE SLIDES

Special Needs for Special Kids



This unit was created with this guy in mind. He has autism and an intellectual disability. He is a non-reader, has a very short attention span, and struggles to sit still. With some support he is able to do this unit, and enjoys the challenge. He is my tester!!

Red Fox

By
Christa Joy
Special Needs for Special Kids



Christa Joy, Special Needs for Special Kids
The Picture Communication Symbols ©1981-2018 by Tobii Dynavox. All Rights Reserved
Worldwide. Used with permission. Boardmaker® is a trademark of Tobii Dynavox

Table of Contents

Pages	Activity
4-5	Vocabulary board
6	Fact sheet
7-10	Circle map
11	Habitat map
12-15	Foxes, cats, and dogs
16-24	Food Chains
25-29	Close worksheets
30-40	Assessment
41-42	Terms of Use

Also included in this resource as separate files:

- Lesson plans
- Links and directions to digital activities
- PowerPoint (**this is the book in the lesson plan**)
- Voice recorded PowerPoint
- Activities in black and white

Christa Joy, Special Needs for Special Kids
The Picture Communication Symbols ©1981-2018 by Tobii Dynavox. All Rights Reserved
Worldwide. Used with permission. Boardmaker® is a trademark of Tobii Dynavox

This unit contains almost **100 pages** of material plus **22 google slides**. I have included a detailed lesson plan to help you make the most of everything in this unit including how to add some group activities.

It comes in 2 separate files. One in color and one in black and white.

Red Fox Lesson Plan

Preparation

- Print out a vocabulary board for each student to use throughout unit
 - Laminate or place in page protector
- Book
 - Print out, laminate, and bind
 - Also available as a recorded PowerPoint and video in the directions for digital activities pdf
- Fact sheet
 - Laminate or place in page protector

Preassessment (do day 1 before starting lesson)

- Use the fact sheet to assess what your students may already know
- I cannot emphasize enough how important this step is. If you want to see growth, this preassessment is so important!!

Teaching Tips

1. *Color Coding:* this is a really easy way to add more structure to a matching activity. Outline or color in an empty box or sorting label. Outline or color in the corresponding picture symbols the same colors. Becomes a color matching task.
 - a. For more info, read more here:
<https://specialneedsforspecialkids.org/2015/09/05/using-color-coding-for-differentiation/>
 - b. I also have a blog post on differentiating one activity 3 ways:
<https://specialneedsforspecialkids.org/2018/10/22/differentiating-1-activity-3-ways-easily-and-effectively/>
2. *Make your own copies of the activities:* Every day I review the activity we did yesterday. For that reason:
 - a. I often complete the activity myself and often laminated it for easy review that I could use year after year.
 - b. My copies were also helpful as either a model for students who needed more support or as a way for more advanced students to self-check their work.
3. *Options for Use:* Turn any activity into a reusable file folder activity by laminating and adding Velcro.
 - a. For more info, watch this video here:
<https://www.teacherspayteachers.com/Product/Making-File-Folder-Activities-3474240>

The lesson plans contain:

Overall tips for teaching students with significant needs

Quick Look

Day	Activity
1	<ul style="list-style-type: none">• Book• Fact sheet• Vocab board activity• Circle map
2	<ul style="list-style-type: none">• Book• Fact sheet• Vocab board activity• Habitat map
3	<ul style="list-style-type: none">• Book• Fact sheet• Vocab board activity• Foxes, dogs, and cats
4	<ul style="list-style-type: none">• Book• Fact sheet• Vocab board activity• Food chains
5	<ul style="list-style-type: none">• Book• Fact sheet• Vocab board activity• Close worksheet
6	<ul style="list-style-type: none">• Assessment

The lesson plans contain:

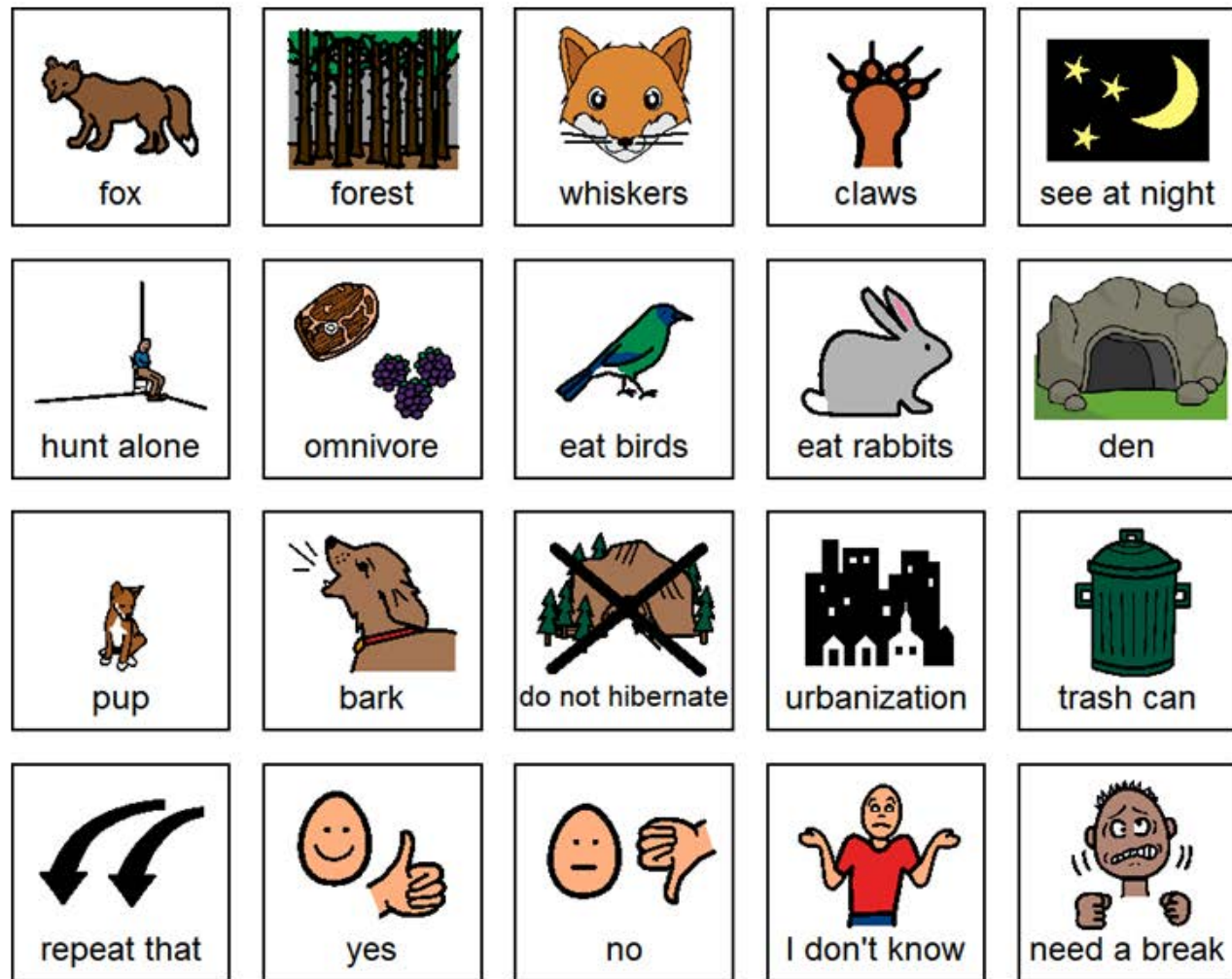
A quick look at what you will do each day

Day 2

Activity	Notes	Materials
Read the book: Red Foxes (10 minutes)	<ul style="list-style-type: none">• Read through the story, asking lots of questions• Continue to make connections between book and vocabulary board	<ul style="list-style-type: none">• Book• Vocabulary board
Fact sheet (5 minutes)	<ul style="list-style-type: none">• As a group read through the fact sheet on red foxes	<ul style="list-style-type: none">• Fact sheet
I Spy Game with vocabulary board (10 minutes)	<ul style="list-style-type: none">• Hold up one of the pictures from the board so only you can see it.• Describe it with as much detail as you can• Ask students to put their marker/counter on the picture they think you are holding• Turn it around and ask students to raise their hand if they got it correct	<ul style="list-style-type: none">• Vocabulary board cut apart• Vocabulary board
Circle map review (5 minutes)	<ul style="list-style-type: none">• Review the circle map completed yesterday	<ul style="list-style-type: none">• Circle map completed yesterday
Habitat map (10 minutes)	<ul style="list-style-type: none">• Color in the map showing the habitat of red foxes• Compare and find same areas on maps and globes commonly used in the classroom	<ul style="list-style-type: none">• Worksheet• Crayons• Maps, globes
Sharing (10 minutes)	<ul style="list-style-type: none">• Each student shares their finished map with the group using the communication method of their choice	<ul style="list-style-type: none">• Completed map• Communication devices

The lesson plans contain:

Detailed instructions on how that day's lesson should run



ChristaJoy, Special Needs for Special Kids
The Picture Communication Symbols ©1981–2019 by Tobii Dynavox. All Rights Reserved
Worldwide. Used with permission. Boardmaker® is a trademark of Tobii Dynavox.

This unit comes with a vocabulary board.

Vocabulary boards are great for ALL students to assist with participation and engagement in group discussions.

Tips on how to use in the unit!!

There are no vocabulary CARDS in this unit.

The red fox has long whiskers, a long nose and pointed ears. Like cats, they have sharp claws that allow them to climb trees and catch their prey.



During the winter months, the red fox will not hibernate. They do become less active to conserve energy.



There is a 23-page book with simple text and engaging photos.

It comes in a PowerPoint version as well as a voice-recorded PowerPoint (so you don't have to print it out.)

There is also a movie version you can use in google slides.

Red Fox Fact sheet



❖ Red foxes live in the temperate forests.



❖ Red foxes are a member of the dog family.



❖ Red foxes can see in the dark.



❖ Red foxes like to hunt alone.



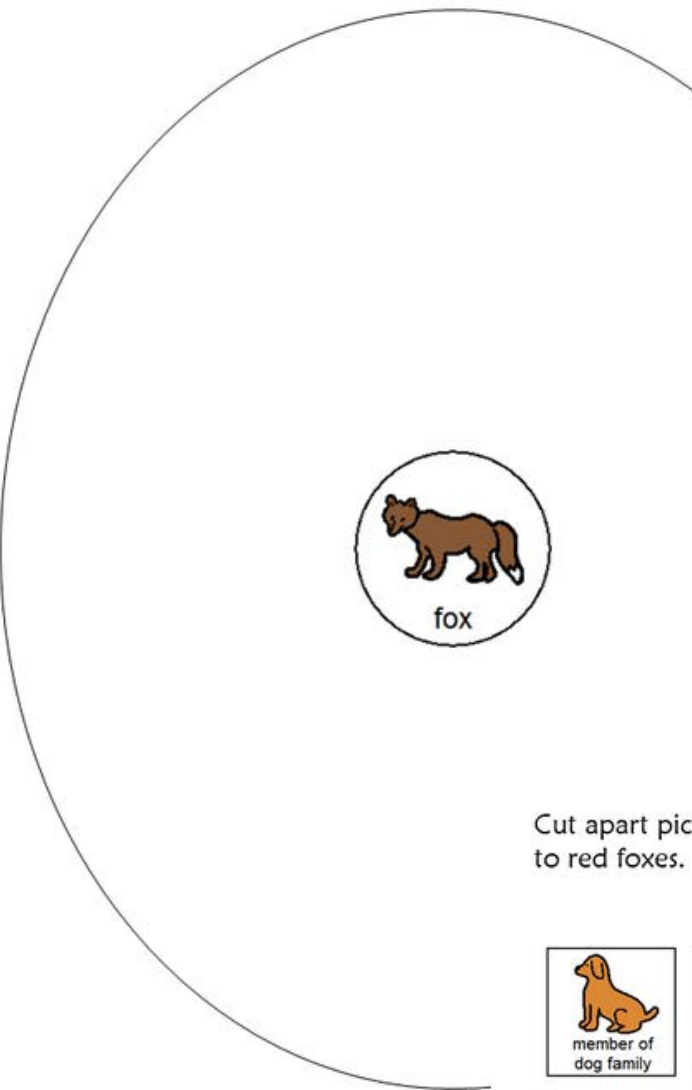
❖ Red foxes eat meat and some fruit.



❖ Red foxes have adapted to urbanization.



There is a fact sheet that students will review as part of the daily lesson plan.



Cut apart pictures and place in circle map showing facts about red foxes.

member of dog family	forest	whiskers	claws	see at night
hunt alone	omnivore	eat birds	eat rabbits	den
pup	bark	do not hibernate	urbanization	trash can

Cut apart pictures and place in circle map **ONLY IF** they relate to red foxes.

member of dog family	Antarctica	whiskers	claws	see at night
hunt alone	omnivore	eat birds	eat rabbits	den
pup	bark	do not hibernate	pets	feathers
rainforest	forest	good swimmers	urbanization	trash can

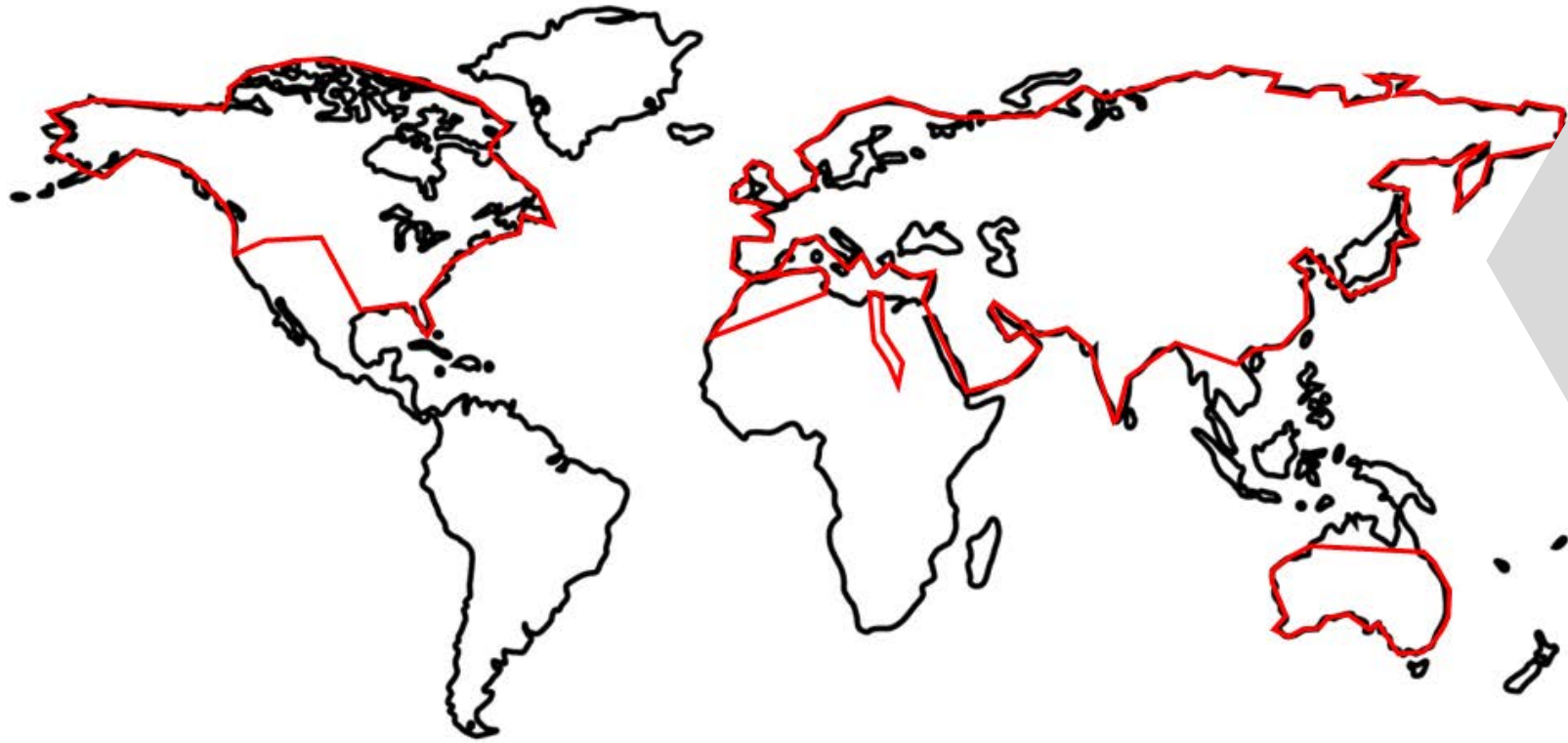
Christa Joy, Special Needs
The Picture Communication Symbols ©1981-2011
Worldwide. Used with permission. Boardmak

There is a circle map that reviews the main facts from the book.

Circle maps are a great way for students to see the concept at a glance. There are 2 versions:

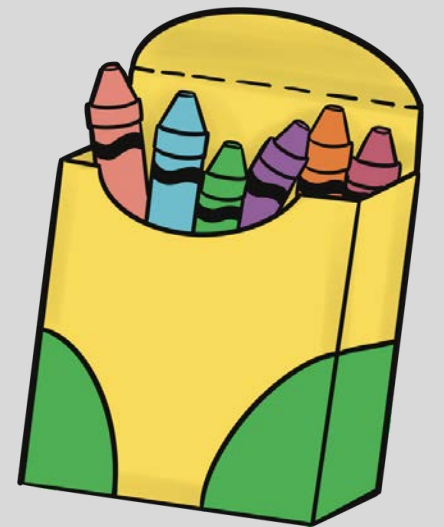
- One is errorless
- One has wrong answers mixed in students will have to set aside

Color in the area of the areas red foxes live.
























Christa Joy, Special Needs for Special Kids
The Picture Communication Symbols ©1981-2019 by Tobii Dynavox. All Rights Reserved Worldwide. Used with
permission. Boardmaker® is a trademark of Tobii Dynavox.

















There is a map for students to color in the areas where red foxes live. It is differentiated with the area already outlined.



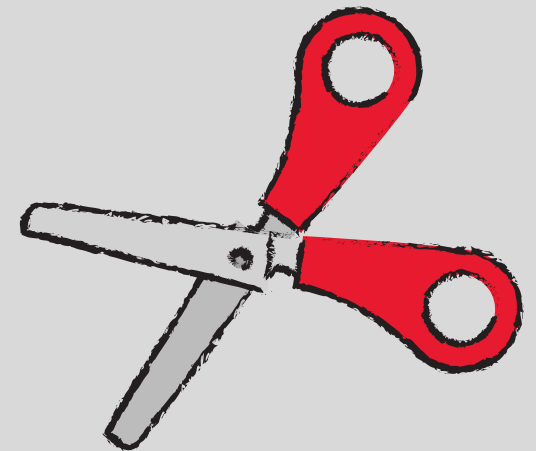
For each characteristic below, glue either a dog, cat or both next to it depending on which most often has the same characteristic.

 Foxes have	 sharp claws	 so do	
 Foxes can	 climb trees	 so do	
 Foxes have	 whiskers	 so do	
 Foxes have	 pointy ears	 so do	
 Foxes have	 long nose	 so do	
 Foxes like to	 hunt alone	 so do	
 Foxes can	 see at night	 so do	

Glue next to the characteristics on the previous page. *There are more pictures than you need.*

 dog	 dog	 dog	 dog
 dog	 dog	 dog	 dog
 cat	 cat	 cat	 cat
 cat	 cat	 cat	 cat

Foxes are related to dogs but share a lot of characteristics with cats. Students will look at various features and decide if it is shared with a dog or a cat. Suggestions for differentiation are included.

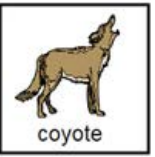






Food Chains



1




coyote



rabbit

2



frog




mosquito


3



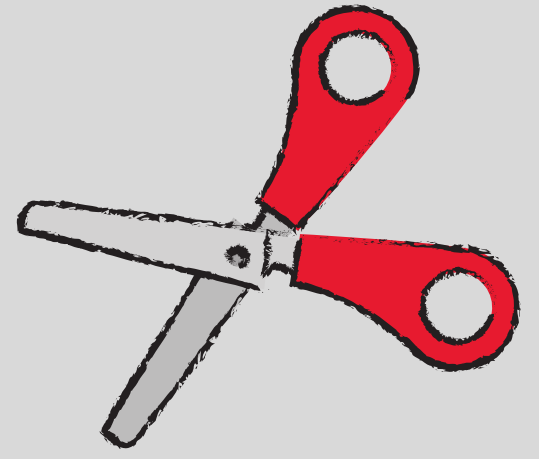
owl



birds




There are 4 worksheets to fill out food chains. There are 2 where students only have to place the fox in the food chain. And, 2 with empty food chains (3 spots).




Food Chains




1



2



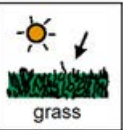
3



1



rabbit



grass



fox

2



mouse



owl



fox


3



coyote



fox



berries

Red Foxes


1. Red foxes live in the .
2. Red foxes are a member of the family.
3. Red foxes have long .
4. Red foxes can see very well at .
5. Red foxes are .



whiskers



night



dog



temperate forests



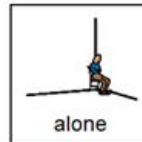
omnivores

Red Foxes

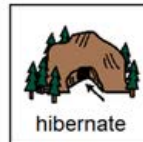
6. The female red fox will make a to have her
7. Red foxes will bark when there is .
8. Red foxes like to hunt .
9. Red foxes do NOT .
10. Red foxes have been able to adapt to increased .



danger




alone



hibernate

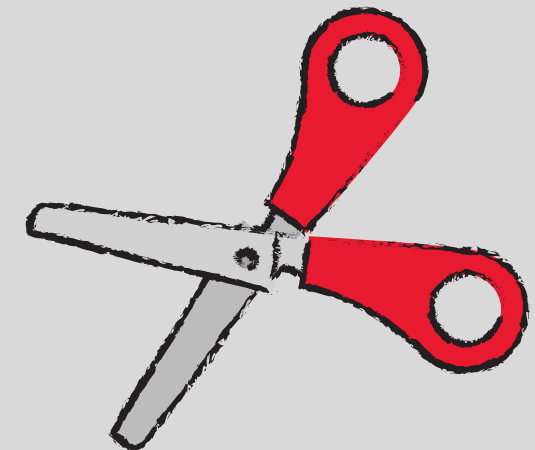


urbanization




den

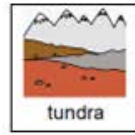
There are 2 fill-in-the-blank worksheets. These allow you to review and find areas that may need to be re-taught before the assessment.




1. Where do red foxes live?



temperate forest




tundra




desert


2. What do red foxes eat? (circle all)



rabbits




berries




moose



wolf



mouse




birds

3. What family do red foxes belong to?



lion



dog



raccoon

4. How do red foxes like to hunt?



in a pack




alone




in the water

5. Where do red foxes have their pups?



den



nest



in a bush

There is a 10 question assessment.

There are 3 versions. This version has 10 questions with 3 picture choices for each question.

Answer key included.

Print onto cardstock or mount on index cards. Cut pictures apart and show student answer choices for each question.

Q 5



den



nest



in a bush

Q 6



owl



frog



rabbit

With this version, you cut out the answer choices and glue them on index cards. Ask the student the question, and they point to the correct answer.

1. Where do red foxes live?
 - A. Temperate forests
 - B. Tundra
 - C. Desert
2. What do red foxes eat? (circle all)
 - A. Rabbit
 - B. Berries
 - C. Moose
 - D. wolf
 - E. mouse
 - F. birds
3. What family do red foxes belong to?
 - A. Lion
 - B. Dog
 - C. Raccoon
4. How do red foxes like to hunt?
 - A. In a pack
 - B. Alone
 - C. In water
5. Where do red foxes have their pups?
 - A. Den
 - B. Nest
 - C. In a bush
6. What is a predator to the red fox pups?
 - A. Owls
 - B. Frogs
 - C. Rabbits

This is your traditional multiple choice version. It can also be used as a recording sheet if your students are using the version with index cards.

Listen to
the book
about
Red
Foxes



Red Fox

By Christa Joy

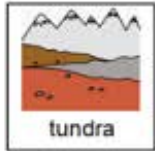
This unit also includes digital versions of the activities.

Students can watch a movie book version of the book rather than printing it out.

1. Where do red foxes live?



temperate forest




tundra




desert


2. What do red foxes eat? (circle all)



rabbits




berries



moose



wolf



mouse



birds

3. What family do red foxes belong to?



lion



dog



raccoon

4. How do red foxes like to hunt?



in a pack



alone



in the water

5. Where do red foxes have their pups?



den




nest



in a bush

Circle the correct answer.



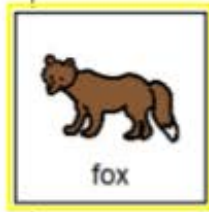




Each activity is set up so students can click and drag answers. No typing is required.



Food Chains



Place in the pictures in the correct location on the food chain.



© 2014 by The McGraw-Hill Companies, Inc. All Rights Reserved. This material is intended for personal use only. No part of this publication may be reproduced, stored in a retrieval system, or transmitted, in any form or by any means, electronic, mechanical, photocopying, recording, or by any information storage and retrieval system, without permission in writing from The McGraw-Hill Companies, Inc.

The second set of slides uses color for differentiation and extra support for students who may need it. Mix and match slides from both sets to make the perfect set for each student.

This resource comes in a zipped folder. You will need to unzip the folder to access all the contents which include:

- **6 days of lesson plans**
- **Red Fox activities in color**
- **Red Fox activities in black and white**
- **Voice-recorded PowerPoint show**
- **Red Foxes book (PowerPoint) to use with activities**
- **Links and directions to digital activities**

I also have a resource that is an overview of the 4 terrestrial biomes

- Forests
- Grasslands
- Desert
- Tundra

[CLICK HERE](#)



I also have a novel unit on Pax. The story of a red fox released into the wild after being rescued by a boy.

[CLICK HERE](#)

