


Special Ed

RECONSTRUCTION ERA

1865-1877

ALSO INCLUDES GOOGLE SLIDES





For students who:

- are emerging or non-readers
- take alternate assessments
- are in special education
- short-attention span
- lack pre-requisite skills
- benefit from the use of pictures for support
- middle/high school

Table of Contents

Pages	Activity
4-28	Reconstruction book
29-31	Vocabulary board
34-38	Vocabulary cards
39-52	Vocabulary cut and paste
53-58	Circle map
59-66	Important people and events
67-73	Amendment collages
74-86	Sudoku puzzle
87-88	Word search
89-94	Close worksheets
95-112	Assessment
113-114	Terms of Use

This unit contains printable material plus google slides. There are 2 separate files, one in color and one in black and white. I have included a detailed lesson plan to help you make the most of everything in this unit including how to add some group activities.

Reconstruction Lesson Plan

Preparation

- Print out a vocabulary board for each student to use throughout unit
 - Laminate or place in page protector
- Book
 - Print out, laminate, and bind
 - OR your students can listen to the pre-recorded version
- Vocabulary cards
 - Print out a set of cards onto cardstock and laminate
 - Make one set for each student and also one for the teacher to use in I Spy games

Preassessment (do day 1 before starting lesson)

- Choose the form of the assessment that best fits the learning level of your students
- Give the assessment to assess what your students may already know
- I cannot emphasize enough how important this step is. If you want to see growth, this preassessment is :

Teaching Tips

1. **Color Coding:** this is a really activity. Outline or color in a the corresponding picture syn task.
 - a. For more info, read m <https://specialneedsfordifferentiation/>
 - b. I also have a blog post <https://specialneedsfordifferentiation.com/3-ways-easily-and-effectively/>
2. **Make your own copies of the yesterday.** For that reason:
 - a. I often complete the at that I could use year af
 - b. My copies were also h more support or as a v work.

Quick Look




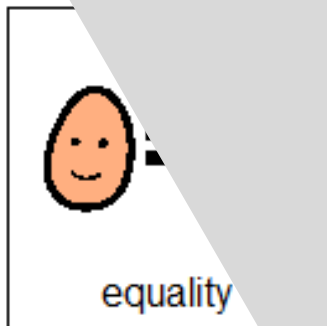
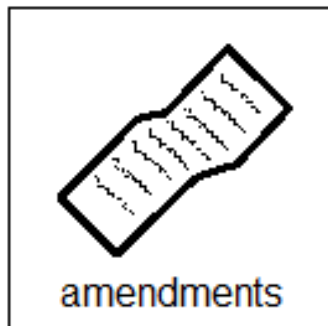
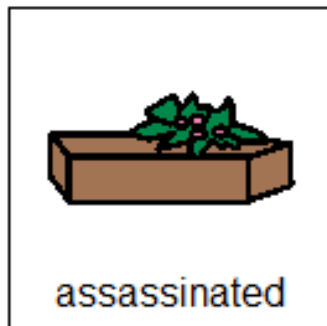

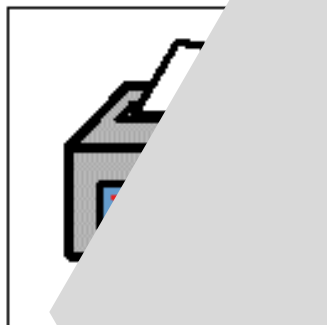
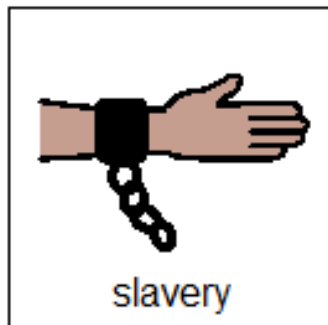
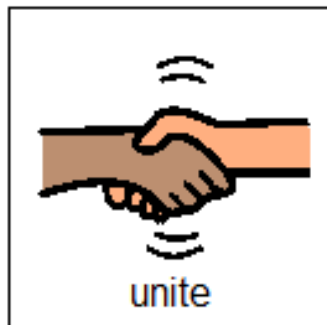



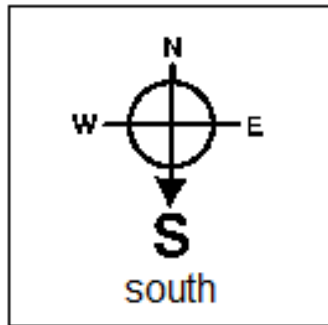
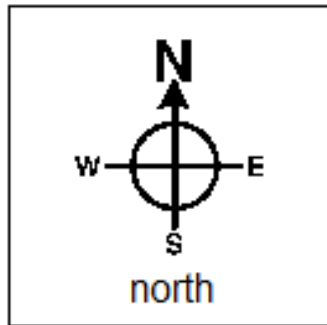

Day	Activity		
1	<ul style="list-style-type: none"> • Book • Vocab cards activity • Circle map 	6	<ul style="list-style-type: none"> • Book • Vocab cards cu and paste • Sudoku puz
2	<ul style="list-style-type: none"> • Book • Vocab cards activity • Important people booklet 	7	<ul style="list-style-type: none"> • Book • Vocab c and pa • Wor
	<ul style="list-style-type: none"> • Book • Vocab cards 		<ul style="list-style-type: none"> • B • y

Day 5

Activity	Notes	Materials
Read or listen to a recording of the book (10 minutes)	<ul style="list-style-type: none"> • Read through the story, asking lots of questions • Continue to make connections between book and vocabulary board 	<ul style="list-style-type: none"> • Book • Vocabulary board
Vocabulary cards Puzzle Game (10 minutes)	<ul style="list-style-type: none"> • Give each student a pile of pieces • Have them reassemble the pieces into the correct symbols <ul style="list-style-type: none"> ◦ They may have to ask each other if someone else has the second half to a piece they have. Great for increasing communication and sharing. 	<ul style="list-style-type: none"> • Vocabulary cards (set where each card is cut in half)
Amendment collage review (5 minutes)	<ul style="list-style-type: none"> • Review the collage completed yesterday 	<ul style="list-style-type: none"> • Collage completed yesterday
Amendment collage (10 minutes)	<ul style="list-style-type: none"> • Complete the collage on one of the amendments • Color in the number first • Add the pictures around that number 	<ul style="list-style-type: none"> • booklet • Scissors • Glue • Crayons or markers
Sharing (10 minutes)	<ul style="list-style-type: none"> • Each student shares their finished collage 	<ul style="list-style-type: none"> • Completed collage • Communication devices

The lesson plans contain:

- Overall tips for teaching students with significant needs
- A quick look at what you will do each day
- Detailed instructions on how that day's lesson should run



This unit comes with a vocabulary board.

Vocabulary boards are great for ALL students to assist with participation and engagement in group discussions.

Tips on how to use in the unit!!

Because much of the farmland, cities, and homes in the South were destroyed in the war, it was a time to rebuild or reconstruct the South.



Christa Joy, Special Needs for Special Kids



There is a 25-page book with this unit using simple text and photos.

These black laws were meant to take away the rights of the freed slaves that Congress was trying to give them.



Christa Joy, Special Needs for Special Kids



It comes in PowerPoint version as well as a google slides version (so you don't have to print it out.) There is also a movie version you can use in google slides.

Civil War

War from 1861-1865 between the North and South



Reconstruction

Time right after the Civil War when the South was rebuilt



Abraham Lincoln

President of the United States immediately following the Civil War



Andrew Johnson

President of the United States following Lincoln



Union

Referred to the Northern states during the Civil War



slavery

Act of owning people and making them work for no money



John Wilkes Booth

Assassinated President Lincoln



carpetbaggers

People who came from the North to the South to help



There are 12 vocabulary cards that come in color and black and white.

Included are suggestions for group activities to do with these each day.

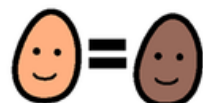
13th Amendment




Black Laws

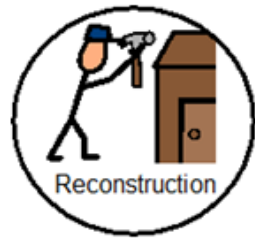



14th Amendment

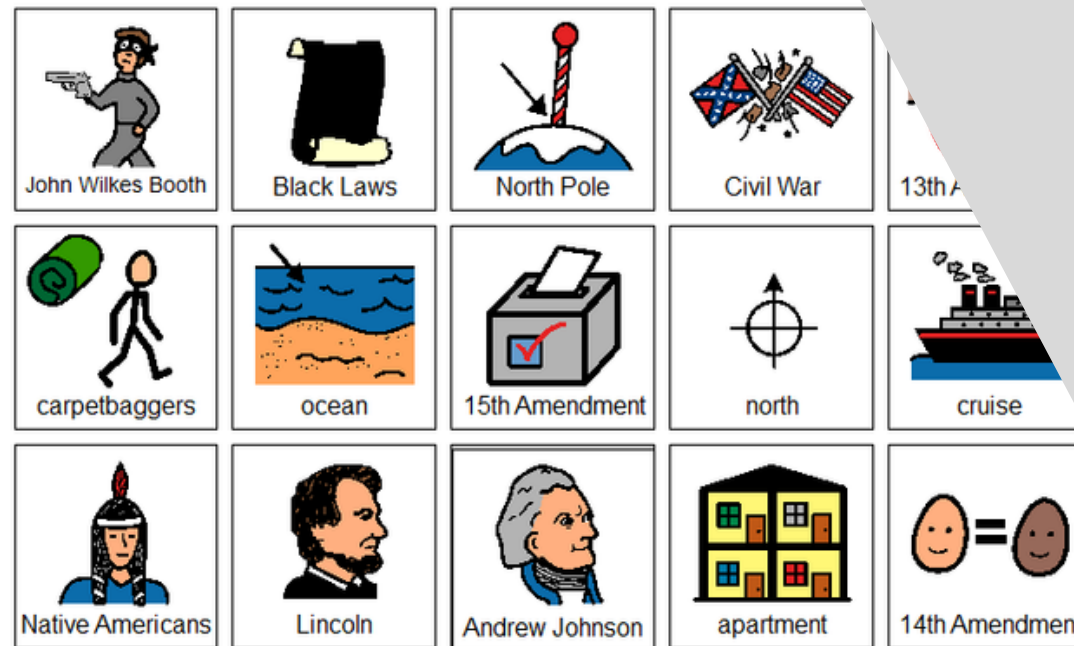


15th Amendment





Cut apart pictures and place in circle map **ONLY IF** the pictures represent facts about the Reconstruction.



There is a circle map included in this unit.



Circle maps are a great way for students to see the concept at a glance. There are 2 versions:

- One is errorless
- One has wrong answers mixed in students will have to set aside




The
Reconstruction


The Reconstruction took
place after the Civil War.



There is a booklet for students
to assemble and color covering
the important people and
events of the reconstruction.




Abraham Lincoln was the
president of the US after the
Civil War.



John Wilkes Booth
assassinated Lincoln shortly
after the war ended.

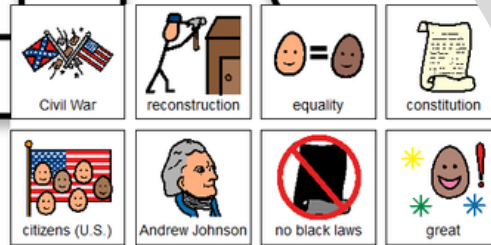
Symbols to cut out and put in the story.




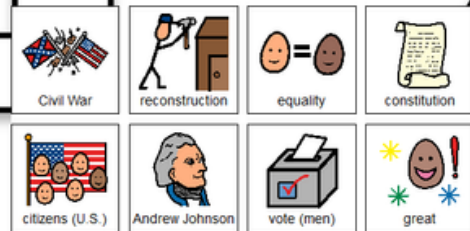
13



14







15













There are 3 collages for the main amendments covered in this unit.

Reconstruction

	 Lincoln		 Johnson	 carpetbaggers	 equality
 carpetbaggers		 equality		 Lincoln	 Black laws
	 equality		 Reconstruction	 Johnson	
 equality	 Black laws	 carpetbaggers		 Johnson	 Reconstruction
 Lincoln		 Johnson			 carpetbaggers





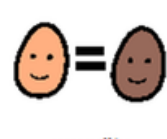
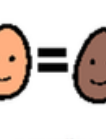
Reconstruction

		 Reconstruction	 Lincoln
 Reconstruction	 Lincoln	 carpetbaggers	 equality
 carpetbaggers			
 Lincoln		 equality	 carpetbaggers

Christa Joy, Special Needs for Special Kids
The Picture Communication Symbols ©1981-2019 by Tobii Dynavox. All Rights Reserved
Worldwide. Used with permission. Boardmaker® is a trademark of Tobii Dynavox

There is a Sudoku puzzle in this unit as well. This is a great way to work with the new vocabulary!!

Place the following images in the empty squares on the previous page, completing the sudoku puzzle.

 Reconstruction	 Reconstruction	 Lincoln
 carpetbaggers	 equality	 equality

There are 2 versions plus answer keys.

Reconstruction

J V G J O V R U K P W M U U D A M A D X
 C V A W N M A M E N D M E N T E A H F O
 O U B N U W H B I O S C M R J U Q O P K
 C E N H U V L I N C O L N J I M C W Q F
 Y D R J P U C I V I L W A R N O R T H U
 I Q C P N E S X F B O A W A L X K H Y U
 A S E Z P K O P X J S L A V E R Y H Z W
 S R M B V O T E Z C K B H F F R S C A P
 S O Y J H N R E C O N S T R U C T I O N
 A T E O F F R E E D O M I R R O S J E A D
 S O U T H M R X B F X Z L I I K F K W N
 S S T Y E E W R K X H E N W T G E G B C
 I M J X Q L A X G O Q V O C H F W C X G
 N D N S U R R I M X N B D Q L M O I E S
 A U D Z A C A R P E T B A G G E R S J H
 T Y T Q L S F G H R U M L A A J I T G A
 E F Z L I U W I I H N X K J O H N S O N
 J J I M T E C Q Z W I X U E N D V A Q R
 O U T O Y J R A M S O H B T E D S S S V
 V B L A C K L A W S N L J M N B P X W Y

Reconstruction	carpetbaggers	black laws	amendment
assassinate	equality	Civil War	Lincoln
slavery	freedom	Johnson	north
south	vote	union	

Reconstruction

J V G J O V R U K P W M U U D A M A D X
 C V A W N M A M E N D M E N T E A H F O
 O U B N U W H B I O S C M R J U Q O P K
 C E N H U V I N C O L N J I M C W Q F
 Y D R J P U C I V I L W A R N O R T H U
 I Q C P N E S X F B O A W A L X K H Y U
 A S E Z P K O P X J S L A V E R Y H Z W
 S R M B V O T E Z C K B H F F R S C A P
 S O Y J H N R E C O N S T R U C T I O N
 A T E O F R E E D O M I R R O S J E A D
S O U T H M R X B F X Z L I I K F K W N
 S S T Y E E W R K X H E N W T G E G B C
 I M J X Q L A X G O Q V O C H F W C X G
 N D N S U R R I M X N B D Q L M O I E S
 A U D Z A C A R P E T B A G G E R S J H
 T Y T Q L S F G H R U M L A A J I T G A
E F Z L I U W I I H N X K J O H N S O N
 J J I M T E C Q Z W I X U E N D V A Q R
 O U T O Y J R A M S O H B T E D S S S V
 V B L A C K L A W S N L J M N B P X W Y

Reconstruction	carpetbaggers	black laws	amendment
assassinate	equality	Civil War	Lincoln
slavery	freedom	Johnson	north
south	vote	union	

There is also a word search to work with vocabulary. If your students cannot do a word search, have them highlight the circle words on the answer key.

Reconstruction

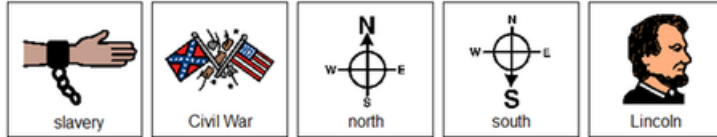
1. The Reconstruction followed the .

2. It was a time to rebuild the .

3. People from the came down to help rebuild.

4. wanted to see the United States reunited again.

5. The 13th Amendment made illegal.



Reconstruction

6. Johns Wilkes Booth President Lincoln.

7. took over as President after Lincoln.

8. The 15th Amendment gave all men the right to .

9. The Amendment said all Americans are equal.

10. The Reconstruction was an important time for the .



Close worksheets are a great informal assessment. This unit has 10 questions that are a general review of the Reconstruction.

Answer key included.

1. The Reconstruction was the time after:



2. The Reconstruction was a time to rebuild what:



3. The President after the Civil War was:



4. Who assassinated President Lincoln?




5. Who became president after Li




- The Reconstruction was the time after:
 - Fourth of July
 - Civil War
 - Easter
- The Reconstruction was a time to rebuild what:
 - North
 - East
 - South
- The President after the Civil War was:
 - Lincoln
 - Washington
 - John Wilkes Booth
- Who assassinated President Lincoln?
 - John Wilkes Booth
 - Andrew Johnson
 - Martin Luther King
- Who became president after Lincoln was killed?
 - Washington
 - Andrew Johnson
 - Martin Luther King
- What were the people who came from the North to help rebuild?
 - Native Americans
 - Carpetbaggers
 - Farmers

Print onto cardstock or mount on index cards. Cut pictures apart and show student answer choices for each question.

Q 5





Q 6

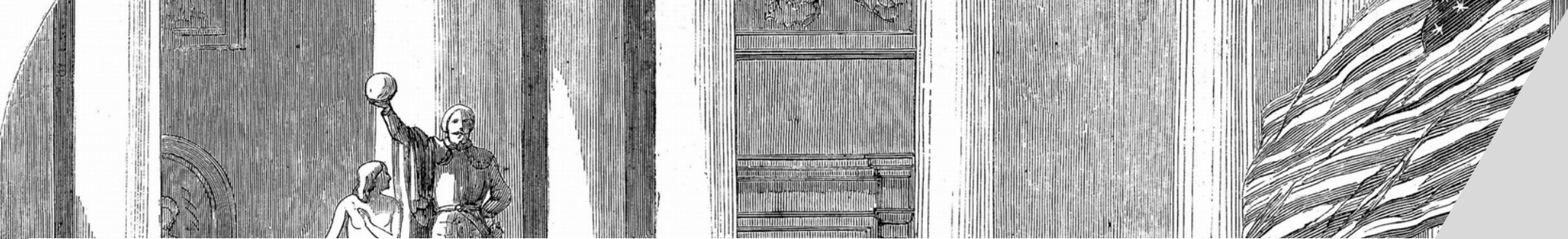


FINALLY the assessment!! There are 3 versions.

- 10 questions with 3 picture choices for each question
- cut out the answer choices and glue them on index cards
- traditional multiple choice

Answer key included.






While the government was trying to rebuild or reconstruct the South, many people who lived in the South were still angry and did not help.



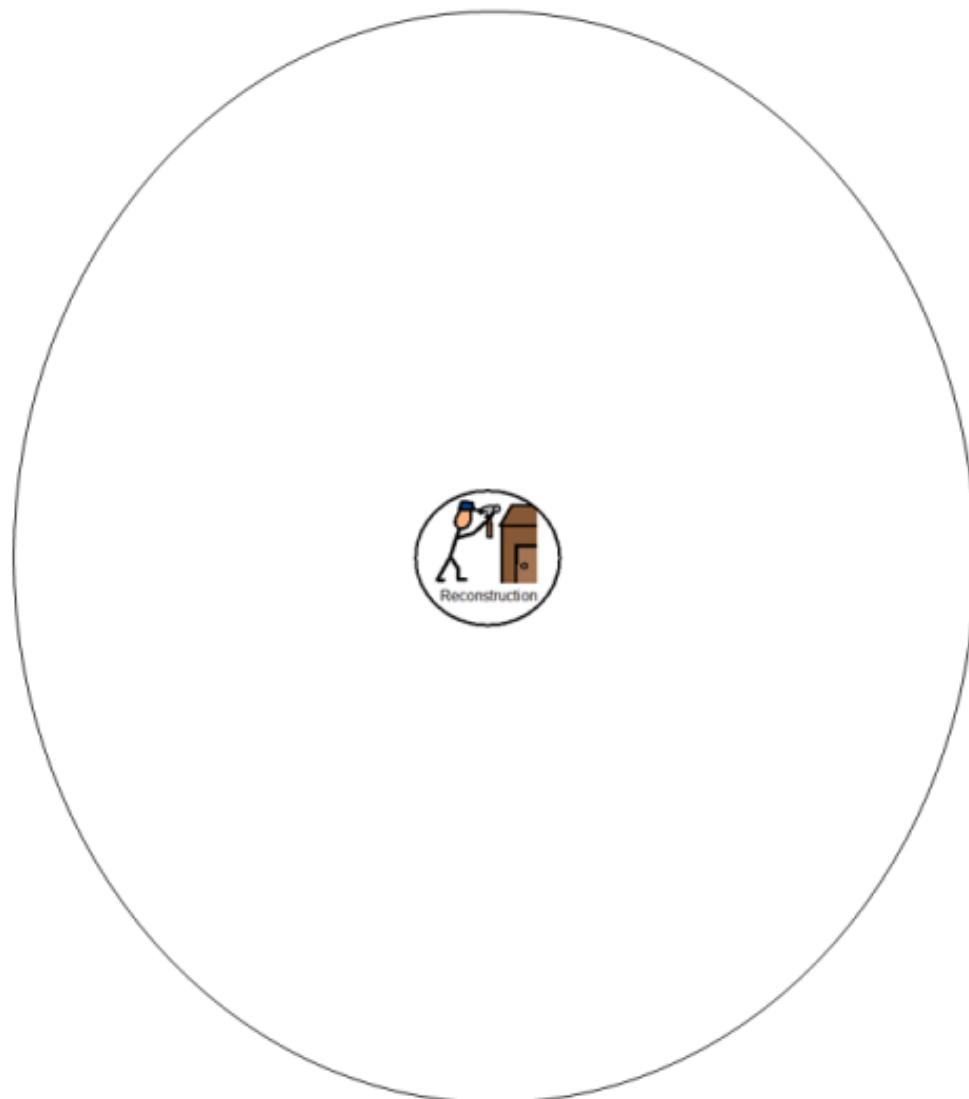
Christa Joy, Special Needs for Special Kids

Watch the movie on
The Reconstruction



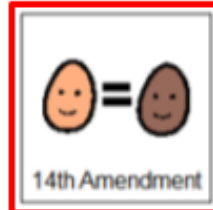
This unit also has digital activities. There is a movie version of the books students can listen to read aloud.



Great for review



Place pictures in circle map about the Reconstruction Era.




The digital activities have students click and drag their answers.

perfect for all learning levels



Andrew Johnson became president after Lincoln was killed.




Carpetbaggers were people who came from the North to help in the South.



The 13th Amendment made slavery against the law.

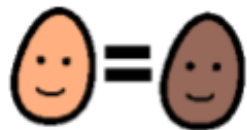


The 14th Amendment made all men, black and white, equal.



The

Place pictures in empty boxes to complete the book about the Reconstruction.



The Picture Communication Symbols ©1981–2019 by Tobii Dynavox. All Rights Reserved Worldwide. Used with permission. Boardmaker® is a trademark of Tobii Dynavox

There are 2 sets of slides. One set has color-coding for more support.