



*Pumpkin Unit for
Special Education*

*Over 80
pages*

Preview

*Includes
Assessment*

*By
Christa Joy
Special Needs for
Special Kids*



A pumpkin grows from a seed.

How a Pumpkin Grows



The seed is planted in the ground.



A pumpkin can be bought at the store.

How many pumpkins do you see?



How many pumpkins do you see?



Books

Counting Pumpkins

Social Story

Some kids go trick or treating on Halloween.

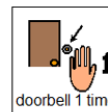
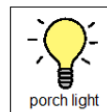


If someone answers, smile and say trick or treat.




Hold out your bag so they can put the candy inside.

Remember...


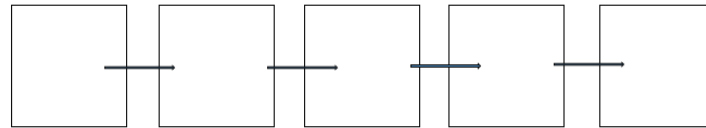


Science worksheets

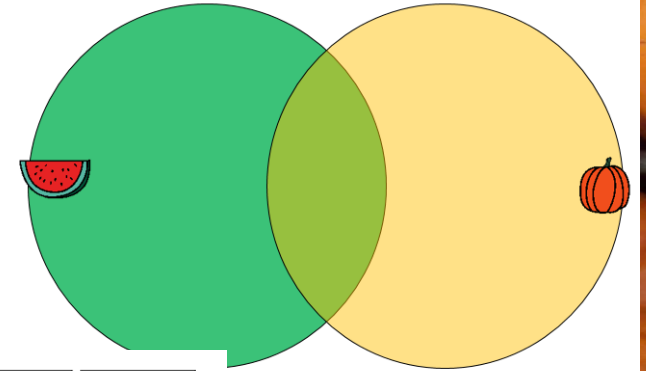
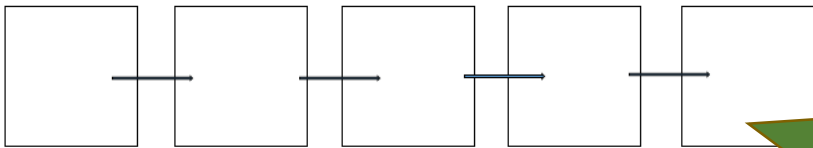
Circle map




Sequence carving a jack-o-lantern



Sequence how a pumpkin grows



All worksheets in color and BW



The Biggest Pumpkin Ever Story Board

- Print one copy for each student on cardstock and laminate or place in page protector
- Use during group reading of the story, class discussions and activities to increase student engagement and participation



Picture symbols from Boardmaker by Mayer-Johnson



Literacy worksheets
















Sort by Initial Consonant

- There are several versions of this worksheet provided.
 - Color and black and white
 - Color coded for differentiation
- Option for use
 - Print onto cardstock and laminate
 - Add Velcro
 - Turn into independent, reusable task

p

m



 mouse	 pumpkin	 green	 orange	 water
 fair	 jack-o'-lantern	 motorcycle	 blanket	 award ribbon
 happy	 tired	 yes	 no	 I don't know

How Many Pumpkins?

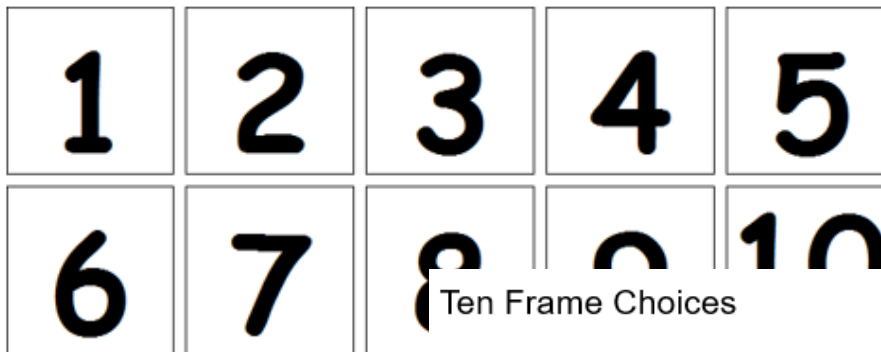


• Directions


- Cut apart pages and assemble into a student booklet
- Student completion options, depending on learning level
 1. Write in the correct number of pumpkins in box
 2. Cut apart numbers on slide 7 and glue in box (good for students with fine motor difficulties)
 3. Cut apart generic 10 frames on slide 8 and have students match the correct 10 frame to number of pumpkins

Math worksheets



Number Choices



Ten Frame Choices





How many pumpkins do you see?



Answer:

How many pumpkins do you see?



Answer:

Pumpkin Unit Assessment

- There are 2 version of this assessment-
- Version 1 is a simple multiple choice with picture choices. It is meant to be completed independently by the student, circling the correct answer-
- Version 2 has the same questions, but they are meant to be read aloud by the teacher who then presents 3 large pictures for students to choose the correct answer from. This version is very helpful if you have students who use alternate methods of communication such as eye gaze or pointing-
- When administering version 2 use version 1 to read questions and record student choices-
- Consider using this as a pre-assessment as well-

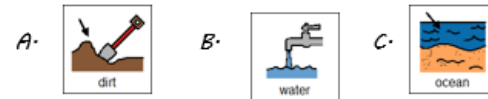
5. You can make this from a pumpkin:



6. This is one way you can eat a pumpkin:



7. Pumpkins grow in the



8. Pumpkins are cool!



Version 1

1. Pumpkins are a:



2. To grow a pumpkin, you plant a:



3. At first, pumpkins are:



4. You can buy a pumpkin at: (more than one right answer)




Assessment

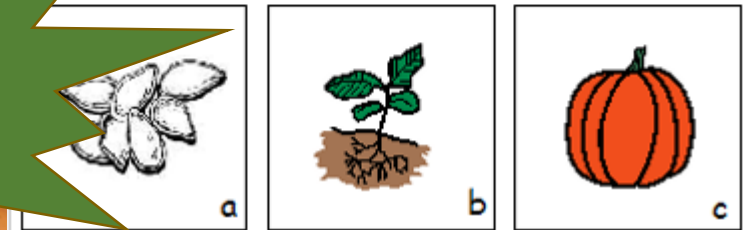
Version 2

Answer choices for version 2. Cut apart and mount on index cards-

Q1



Q2



Assessments
in color and
BW