


# PRESIDENTIAL ELECTION

SPECIAL  
EDUCATION



**INCLUDES GOOGLE SLIDES**



This unit was created with this guy in mind. He has autism and an intellectual disability. He is a non-reader and has trouble focusing for more than a few minutes. With some support, he can do this unit and enjoys the challenge. He is my tester!!

AND HE VOTES!!!!

## Table of Contents

Pages	Activity
4-54	US Elections and Political Parties
55-57	Vocabulary board
58-66	Vocabulary cards
67-83	Vocabulary cards cut and paste
84-99	Circle maps
100-105	Venn Diagram
106-111	Sequence steps of the election process
112-115	Writing Prompt
116-117	Holding and election: engaging learning experience
118-125	Close Worksheets
126-136	Vocabulary Sudoku
137-138	Vocabulary Word Search
139-154	Assessment
155	Related products
156-157	Terms of Use

*This unit contains over 150 pages of material. I have included a detailed lesson plan to help you make the most of everything in this unit including how to add some group activities.*

# Politics and the Election Process Unit Lesson Plan

## Preparation

- Print out a vocabulary board for each student to use throughout unit
  - Laminate or place in page protector
- Book
  - Print out, laminate, and bind
  - OR your students can listen to the pre-recorded version
- Vocabulary cards
  - Print out a set of cards onto cardstock and laminate
  - Make one set for each student and one for the teacher to use in various games

## Preassessment (do day 1 before starting lesson)

- Choose the form of the assessment that best fits the learning level of your students
- Give the assessment to assess what your students may already know
- I cannot emphasize enough how important this step is. If you want to see growth, this preassessment is so important!!

## Teaching Tips

- *Color Coding:* this is a really easy way to add more structure to a matching activity. Outline or color in an empty box or sorting label. Outline or color in the corresponding picture symbols the same colors. Becomes a color matching task.
  - a. For more info, read more here:  
<https://specialneedsforspecialkids.org/2015/09/05/using-color-coding-for-differentiation/>
  - b. I also have a blog post on differentiating one activity 3 ways:  
<https://specialneedsforspecialkids.org/2018/10/22/differentiating-1-activity-3-ways-easily-and-effectively/>
- *Make your own copies of the activities:* Every day I review the activity we did yesterday. For that reason:
  - a. I often complete the activity myself and often laminated it for easy review that I could use year after year.
  - b. My copies were also helpful as either a model for students who needed more support or as a way for more advanced students to self-check their

The lesson plans contain:

Overall tips for teaching  
students with significant  
needs

## Quick Look

Day	Activity	Day	Activity
1	<ul style="list-style-type: none"> <li>• Book</li> <li>• Vocab cards introduction</li> <li>• Circle map 1</li> </ul>	9	<ul style="list-style-type: none"> <li>• Book</li> <li>• Vocab cards activity</li> <li>• Close worksheet 3</li> </ul>
2	<ul style="list-style-type: none"> <li>• Book</li> <li>• Vocab cards activity</li> <li>• Circle map 2</li> </ul>	10	<ul style="list-style-type: none"> <li>• Book</li> <li>• Vocab cards cut and paste</li> <li>• Vocabulary puzzle</li> <li>• ELE task 4</li> </ul>
3	<ul style="list-style-type: none"> <li>• Book</li> <li>• Vocab cards activity</li> <li>• Circle map 3</li> <li>• ELE task 1</li> </ul>	11	<ul style="list-style-type: none"> <li>• Book</li> <li>• Vocab cards cut and paste</li> <li>• Vocabulary puzzle</li> </ul>
4	<ul style="list-style-type: none"> <li>• Book</li> <li>• Vocab cards activity</li> <li>• Venn Diagram</li> <li>• ELE task 2</li> </ul>	12	<ul style="list-style-type: none"> <li>• Review or Assessment</li> <li>• ELE task 5</li> </ul>
5	<ul style="list-style-type: none"> <li>• Book</li> <li>• Vocab cards activity</li> <li>• Sequencing activity</li> </ul>		
6	<ul style="list-style-type: none"> <li>• Book</li> <li>• Vocab cards activity</li> <li>• Writing prompt</li> <li>• ELE task 3</li> </ul>		
7	<ul style="list-style-type: none"> <li>• Book</li> <li>• Vocab cards activity</li> <li>• Close worksheet 1</li> </ul>		
8	<ul style="list-style-type: none"> <li>• Book</li> <li>• Vocab cards activity</li> <li>• Close worksheet 2</li> </ul>		

The lesson plans contain:

A quick look at what you will do each day

## Day 2

Activity	Notes	Materials
Read or listen to a recording of the book (10 minutes)	<ul style="list-style-type: none"><li>• Read through the story, asking lots of questions</li><li>• Continue to make connections between book and vocabulary board</li></ul>	<ul style="list-style-type: none"><li>• Book</li><li>• Vocabulary board</li></ul>
Vocabulary cards I Spy Game (10 minutes)	<ul style="list-style-type: none"><li>• I play this game, or variations of it the first few days<ul style="list-style-type: none"><li>◦ Determine how many cards your students can handle in front of them.</li></ul></li><li>• Since this is the first time playing this game, I make it easy. Hold up a card, and have students find the matching one and hold it up</li><li>• Discuss relevant points on the card<ul style="list-style-type: none"><li>◦ You can also play this game in this manner having them find the symbol on their vocabulary board</li></ul></li></ul>	<ul style="list-style-type: none"><li>• Vocabulary cards (student set and teacher set)</li><li>• Vocabulary board</li></ul>
Circle map review (5 minutes)	<ul style="list-style-type: none"><li>• Review the circle map completed yesterday</li></ul>	<ul style="list-style-type: none"><li>• Circle map completed yesterday</li></ul>
Circle Map (10 minutes)	<ul style="list-style-type: none"><li>• Do the circle map about the <b>Republican party</b></li><li>• Choose the best version (errorless or not) depending on the learning level of your students</li><li>• Students cut out symbols and place in circle map</li><li>• Make connections to the book as necessary</li></ul>	<ul style="list-style-type: none"><li>• Circle map</li><li>• Scissors</li><li>• Glue</li></ul>
Sharing (10 minutes)	<ul style="list-style-type: none"><li>• Each student shares their finished circle map with the group using the communication method of their choice</li></ul>	<ul style="list-style-type: none"><li>• Completed circle map</li><li>• Communication devices</li></ul>

The lesson plans contain:


Detailed instructions on how that day's lesson should run

This unit comes with a vocabulary board.

Vocabulary boards are great for ALL students to assist with participation and engagement in group discussions.

Tips on how to use in the unit!!





But, in general, the US is considered a 2 party system. This has pros and cons.

Christa Joy, Special Needs for Special Kids

Step 4 = Popular Vote



The **popular vote** occurs in November. This is when each individual citizen who is registered to vote, can go cast their ballot for the person they want to become the next president.

Christa Joy, Special Needs for Special Kids

There is a 51 page book with simple text and photos that outlines the two main political parties and the election process.

They come in a pdf version as well as voice recorded PowerPoint (so you don't have to print it out.)



## democracy

Form of government where the people make decisions and elect a president every 4 years.



## democrat

Political party that believes in larger government programs and higher taxes.



## republican

Political party that believes in free trade with less regulations and lower taxes.



## liberalist

Another name for a democrat.



## progressive

Another name for a democrat.



## conservative

Another name for a republican.



## Electoral college

Representative from each state who actually votes for the president.



## Green party

Political party in California who are very concerned about the environment.



There are 16 vocabulary cards that come in color and black and white.

Included are suggestions for group activities to do with these each day.


### elect

Choose a person as the winner through a voting process.



### president

Leader of the United States. Elected every 4 years.



### primary

First election to decide who the 2 candidates will be.



### caucus

Similar to a primary, but less formal. It is a meeting to decide the 2 candidates.



There is an activity where students will match either the picture to the definition (easier) or the definition to the picture (harder).

### National Convention



### campaign




### popular vote




### elector




Another name for a democrat.	Choose a person to represent you.
Representative from each state who actually votes for the president.	Votes cast by the citizens of a state through electors who represent the state.
Form of government where the people make decisions and elect a president every 4 years.	Another name for a caucus.
Leader of the United States. Elected every 4 years.	First election to decide who the candidates will be.





Cut apart pictures and place in circle map about the Republican party.

Errorless version



Cut apart pictures and place in circle map **ONLY IF** they relate to the Republican party




Chrli  
The Picture Communicator  
Worldwide. Used with p


There are 3 circle maps in this unit. There is one for each political party and one for the general election process.

Circle maps are a great way for students to see the concept at a glance. There are 2 versions:


- One is errorless
- One has wrong answers mixed in students will have to set aside



Republicans




Democrats



Color-coded option. Place the pictures in the correct location on the Venn Diagram on the previous page.

politics	elephant	big government	environment	lower taxes
healthcare	blue	red	less regulations	personal responsibility
free market	military	higher taxes	small government	donkey
National Convention	primary	caucus	president	popular vote

There is a Venn Diagram to compare the two political parties. There is a color-coded option (shown here) included for students who need more support.




# The Election Process

- 1
- 2
- 3
- 4
- 5

Cut out the following steps and put in the correct order on the previous page.

- National Convention
- General election & campaigning
- Popular vote in November
- Electoral College votes
- Primaries & Caucuses

Students will put the steps in order of the election process. There is an option that uses just words and one that uses picture symbols. Answer keys are included for all activities.




The Picture Commu  
Worldwide Use



- 1
- 2
- 3
- 4
- 5

Cut out the following steps and put in the correct order on the previous page.

-  campaigning
-  Primaries/  
Caucuses
-  electoral college  
votes
-  National Convention
-  popular vote

# If I Were President



If I were President, I would make sure everyone in the US had

enough

If I were President, I would make a new

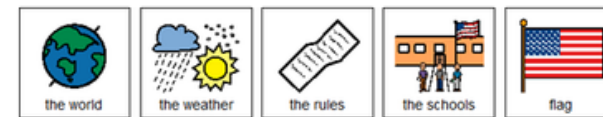
If I were President, I would change

If I were President, I would give everyone more

I would be a


President.

Christa Joy, Special Needs for Special Kids The Picture Communication Symbols ©1981-2019 by Tobii Dynavox. All Rights Reserved Worldwide. Used with permission. Boardmaker® is a trademark of Tobii Dynavox



Christa Joy, Special Needs for Special Kids The Picture Communication Symbols ©1981-2019 by Tobii Dynavox. All Rights Reserved Worldwide. Used with permission. Boardmaker® is a trademark of Tobii Dynavox

There is a writing prompt about what they would do if elected president. This is an errorless activity.



# Politics and Elections in the US

	primary	president	vote	electoral college
president	electoral college	vote	Republican	primary
primary	vote		Democrat	president
Democrat		Republican		
			vote	
vote	Republican	president	electoral college	primary

Christa Joy, Special Needs for Special Kids  
The Picture Communication Symbols ©1981-2019 by Tobii Dynavox. All Rights Reserved  
Worldwide. Used with permission. Boardmaker® is a trademark of Tobii Dynavox

# Politics and Elections in the US

		Democrat	vote
	Democrat	Republican	
	president		
Republican		president	Democrat


Christa Joy, Special Needs for Special Kids  
Picture Communication Symbols ©1981-2019 by Tobii Dynavox. All Rights Reserved  
Worldwide. Used with permission. Boardmaker® is a trademark of Tobii Dynavox

There is a Sudoku puzzle in this unit as well. This is a great way to work with the new vocabulary!!

There are 2 versions plus answer keys.

Place the following images in the empty squares on the previous page, completing the sudoku puzzle.

Democrat	Republican	Republican	vote
vote	vote	president	president



## Elections and Political Parties

CNCLABADJEZSPMO  
KJQCSEXRUYBLNLE  
XEMGAYXCAMPAIGN  
IYPROGRESSIVECN  
CRGRWPNPUMWPGAJ  
PRESIDENTLHATUL  
LIBERALNKUSHZCE  
GAPSSRMDDJQYYUL  
FVQQXRXTNXPUSSE  
HOCONSERVATIVEC  
VTEEELECTORWOEVT  
OEJUZYKRLQGYXVI  
DEMOCRATRLFHUGO  
VBOOPRIMARYXUGN  
REPUBLICANYVXZI

conservative	progressive	republican	president
democrat	campaign	liberal	elector
primary	election	caucus	vote

## Elections and Political Parties

CNCLABADJEZSPMO  
KJQCSEXRUYBLNLE  
XEMGAYXCAMPAIGN  
IYPROGRESSIVECN  
CRGRWPNPUMWPGAJ  
PRESIDENTLHATUL  
LIBERALNKUSHZCE  
GAPSSRMDDJQYYUL  
FVQQXRXTNXPUSSE  
HOCONSERVATIVEC  
VTEEELECTORWOEVT  
OEJUZYKRLQGYXVI  
DEMOCRATRLFHUGO  
VBOOPRIMARYXUGN  
REPUBLICANYVXZI

conservative	progressive	republican	president
democrat	campaign	liberal	elector
primary	election	caucus	vote

There is also a word search to work with vocabulary. If your students cannot do a word search, have them highlight the circle words on the answer key.



## Democratic Party

1. The Democratic party is represented by a  and the color .
2. In general, Democrats want  government programs.
3. Democrats believe  taxes will help more people.
4. Democrats believe everyone should have access to .
5. Finally, Democrats are very passionate about helping the .

Christa Joy, Special Needs for Special Kids  
The Picture Communication Symbols ©1981-2019 by Tobii Dynavox. All Rights Reserved  
Worldwide. Used with permission. Boardmaker® is a trademark of Tobii Dynavox

## Republican Party

1. The Republican party is represented by an  and the color .
2. In general, Republicans want  government programs.
3. Republicans believe  taxes will help more people.
4. Republicans believe everyone takes  for .
5. Finally, Republicans believe in  with very few regulations.

Christa Joy, Special Needs for Special Kids  
The Picture Communication Symbols ©1981-2019 by Tobii Dynavox. All Rights Reserved  
Worldwide. Used with permission. Boardmaker® is a trademark of Tobii Dynavox

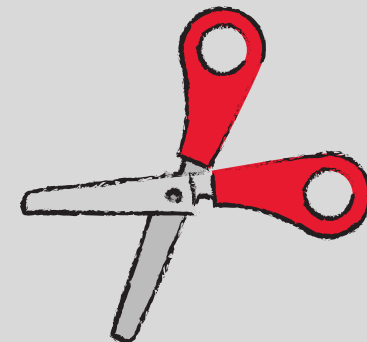
Close worksheets are a great informal assessment. This unit has 3 worksheets that review the two political parties and the election process.

Answer key included.

### Democratic Party





### Republican Party





1. The US is a democracy and has how many political parties?



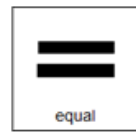
2. Which party is represented by a donkey and the color blue?



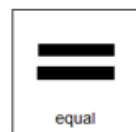
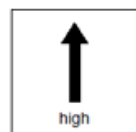
3. Which party is represented by an elephant and the color red?



4. Democrats believe in large government programs and taxes that are:



5. Republicans believe in smaller government programs and taxes that are:



FINALLY the assessment!! There are 3 versions. This version has 10 questions with 3 picture choices for each question.

Answer key included.

Print onto cardstock or mount on index cards. Cut pictures apart and show student answer choices for each question.

Q 8



popular vote



Christmas



caucus

Q 9



caucus



electoral college



team

With this version, you cut out the answer choices and glue them on index cards. Ask the student the question, and they point to the correct answer.

1. The US is a democracy and has how many political parties?
  - A. 2
  - B. 22
  - C. 4
2. Which party is represented by a donkey and the color blue?
  - A. Democrat
  - B. Republican
  - C. Green
3. Which party is represented by an elephant and the color red?
  - A. Democrat
  - B. Republican
  - C. Green
4. Democrats believe in large government programs and taxes that are:
  - A. low
  - B. high
  - C. equal
5. Republicans believe in smaller government programs and taxes that are:
  - A. low
  - B. high
  - C. equal
6. The election process starts with a caucus or a :
  - A. National Convention
  - B. Primary
  - C. popular vote

*This is your traditional multiple choice version. It can also be used as a recording sheet if your students are using the version with index cards.*


Watch the movie on the Presidential Election and Political Parties



34 states hold a **primary**. During this process, each state holds an election to choose which candidate would be the best to run for president.


Christa Joy, Special Needs for Special Kids

This unit also has digital activities. There is a movie version of the books students can listen to read aloud.



Day 1  
differentiated

PRESIDENTIAL ELECTION CIRCLE MAP  
Move the pictures and place in the circle map.

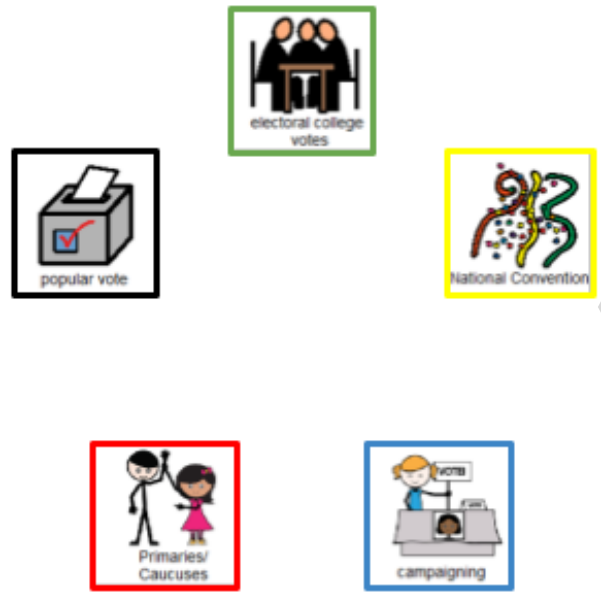


The digital activities have students click and drag their answers.




- 1
- 2
- 3
- 4
- 5

PRESIDENTIAL ELECTION SEQUENCE  
Put the names of the steps in order using pictures.



Day 5  
differentiated

There are 2 sets of slides. One set has color-coding for more support.



I realize there will be some students out there unable to do cutting activities. I have a blog post with ways to complete activities without a pair of scissors!!

*All of the activities (except the books and timeline cards) come in color and black and white.*

**[Click Here to read more!!](#)**