

**Special Ed**

# **PENGUINS**



**ALSO INCLUDES GOOGLE SLIDES**







*This unit was created with this guy in mind. He has autism and an intellectual disability. He is a non-reader, has a very short attention span, and struggles to sit still. With some support he is able to do this unit, and enjoys the challenge. He is my tester!!*



# Penguin Unit

By  
Christa Joy  
Special Needs for Special Kids



Christa Joy, Special Needs for Special Kids  
The Picture Communication Symbols ©1981-2018 by Tobii Dynavox. All Rights Reserved  
Worldwide. Used with permission. Boardmaker® is a trademark of Tobii Dynavox

## Table of Contents

Pages	Activity
4-23	Penguins
24-26	Vocabulary board
27-32	Circle map
33-37	Sort by habitat
38-41	Sort by body covering
42-44	Writing prompt
45-46	Close worksheet
47-64	Assessment
65-66	Terms of Use

Also included in separate files:

- Lesson plans
- Links and directions to digital activities

Christa Joy, Special Needs for Special Kids  
The Picture Communication Symbols ©1981-2018 by Tobii Dynavox. All Rights Reserved  
Worldwide. Used with permission. Boardmaker® is a trademark of Tobii Dynavox

*This unit contains one week of activities to add to your science lessons.*

# Penguin Lesson Plan

## Preparation

- Print out a vocabulary board for each student to use throughout unit
  - Laminate or place in page protector
- Book
  - Print out, laminate, and bind

## Preassessment (do day 1 before starting lesson)

- Use the fact sheet to assess what your students may already know
- I cannot emphasize enough how important this step is. If you want to see growth, this preassessment is so important!!

## Teaching Tips

1. *Color Coding:* this is a really easy way to add more structure to a matching activity. Outline or color in an empty box or sorting label. Outline or color in the corresponding picture symbols the same colors. Becomes a color matching task.
  - a. For more info, read more here:  
<https://specialneedsforspecialkids.org/2015/09/05/using-color-coding-for-differentiation/>
  - b. I also have a blog post on differentiating one activity 3 ways:  
<https://specialneedsforspecialkids.org/2018/10/22/differentiating-1-activity-3-ways-easily-and-effectively/>
2. *Make you own copies of the activities:* Every day I review the activity we did yesterday. For that reason:
  - a. I often complete the activity myself and often laminated it for easy review that I could use year after year.
  - b. My copies were also helpful as either a model for students who needed more support or as a way for more advanced students to self-check their work.
3. *Options for Use:* Turn any activity into a reusable file folder activity by laminating and adding Velcro.
  - a. For more info, watch this video here:  
<https://www.teacherspayteachers.com/Product/Making-File-Folder-Activities-3474240>

The lesson plans contain:

Overall tips for teaching  
students with significant needs



## Quick Look

Day	Activity
1	<ul style="list-style-type: none"><li>• Book</li><li>• Vocab board activity</li><li>• Circle map</li></ul>
2	<ul style="list-style-type: none"><li>• Book</li><li>• Vocab board activity</li><li>• Sorting activity</li></ul>
3	<ul style="list-style-type: none"><li>• Book</li><li>• Vocab board activity</li><li>• Sorting activity</li></ul>
4	<ul style="list-style-type: none"><li>• Book</li><li>• Vocab board activity</li><li>• Writing prompt</li></ul>
5	<ul style="list-style-type: none"><li>• Book</li><li>• Vocab board activity</li><li>• Fact sheet/close worksheet</li></ul>
6	<ul style="list-style-type: none"><li>• Assessment</li></ul>

*The lesson plans contain:*

*A quick look at what you will do each day.*



## Day 3

Activity	Notes	Materials
Read the book: <b>Penguins</b> (10 minutes)	<ul style="list-style-type: none"><li>• Read through the story, asking lots of questions</li><li>• Continue to make connections between book and vocabulary board</li></ul>	<ul style="list-style-type: none"><li>• Book</li><li>• Vocabulary board</li></ul>
<b>Scavenger Hunt</b> with vocabulary board (10 minutes)	<ul style="list-style-type: none"><li>• Paste the symbols around the room</li><li>• Students walk around with their vocabulary board looking for matching symbols</li><li>• Place a sticky note on their board covering the symbols as they find them</li></ul>	<ul style="list-style-type: none"><li>• Vocabulary board cut apart</li><li>• tape</li><li>• Vocabulary board</li></ul>
Sorting activity review (5 minutes)	<ul style="list-style-type: none"><li>• Review the sorting activity completed yesterday</li></ul>	<ul style="list-style-type: none"><li>• Completed activity from yesterday</li></ul>
Sorting activity (10 minutes)	<ul style="list-style-type: none"><li>• Do the sorting activity looking at different body covering (fur, feathers, scales)</li><li>• Choose to use either photos, picture symbols or both!</li><li>• Use color coding if needed for additional support</li><li>• Make connections to the book as necessary</li></ul>	<ul style="list-style-type: none"><li>• Sorting activity</li><li>• Scissors</li><li>• Glue</li></ul>
Sharing (10 minutes)	<ul style="list-style-type: none"><li>• Each student shares their finished worksheets</li></ul>	<ul style="list-style-type: none"><li>• Completed worksheet</li><li>• Communication devices</li></ul>

The lesson plans contain:


Detailed instructions on how that day's lesson should run



This unit comes with a vocabulary board.

Vocabulary boards are great for ALL students to assist with participation and engagement in group discussions.

Tips on how to use in the unit!!





*It is extremely cold in Antarctica.*



*The penguins will huddle close together in large groups to stay warm.*

Christa Joy, Special Needs for Special Kids

*While in the water, the white feathers hide penguins from predators below the water.*




Christa Joy, Special Needs for Special Kids

There is a 20-page book with simple text and engaging photos.


It comes in pdf version as well as a voice recorded PowerPoint (so you don't have to print it out.) There is also a movie version you can use in google slides.



Cut out pictures and place in circle map.



Cut out pictures and place in circle map **ONLY IF** they have something to do with penguins.



There is a circle map reviewing facts about penguins from the book.
















Circle maps are a great way for students to see the concept at a glance. There are 2 versions:

- One is errorless
- One has wrong answers mixed in students will have to set aside




















Penguins live in a very cold climate. Other animals live in a very hot climate, like a desert. Sort the animals according to where they live.

very cold		hot		
 yak	 polar bear	 camel	 rhinoceros	 giraffe
 killer whale	 lizard	 iguana	 sea lion	 elephant
 beetle	 snake	 lion	 walrus	 penguin

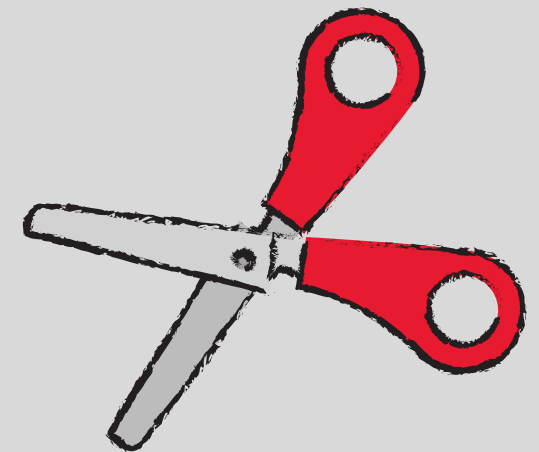
Christa Joy, Special Needs for Special Kids The Picture Communication Symbols ©1981-2019 by Tobii Dynavox. All Rights Reserved Worldwide. Used with permission. Boardmaker® is a trademark of Tobii Dynavox

Penguins live in a very cold climate. Other animals live in a very hot climate, like a desert. Sort the animals according to where they live.

very cold		hot		
 yak	 polar bear	 camel	 rhinoceros	 giraffe
 killer whale	 lizard	 iguana	 sea lion	 elephant
 beetle	 snake	 lion	 walrus	 penguin



















Christa Joy, Special Needs for Special Kids The Picture Communication Symbols ©1981-2019 by Tobii Dynavox. All Rights Reserved Worldwide. Used with permission. Boardmaker® is a trademark of Tobii Dynavox

There is a sorting activity where students will sort animals depending on the climate they live in. There are real photos and picture symbols included.





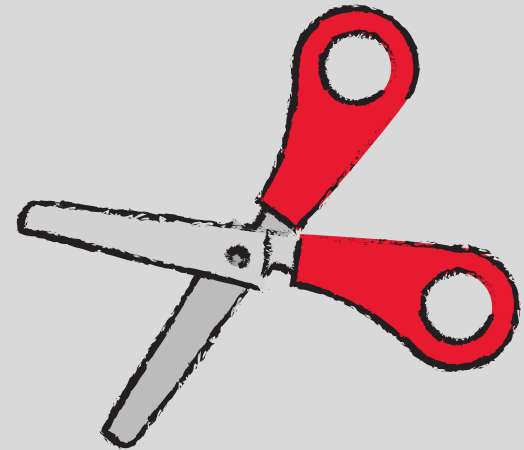
Penguins are birds and have feathers, sort the animals below according to what covers their bodies.

 feathers	 fur	 scales		
 peacock	 polar bear	 bellbird	 dog	 dolphin
 killer whale	 gorilla	 cat	 eagle	 bear
 chicken	 snake	 shark	 fish	 penguin



















Christa Joy, Special Needs for Special Kids The Picture Communication Symbols ©1981-2019 by Tobii Dynavox. All Rights Reserved Worldwide. Used with permission. Boardmaker® is a trademark of Tobii Dynavox



There is a sorting activity where students will sort animals depending on what their body is covered with. There are real photos and picture symbols included.



Penguins are birds and have feathers, sort the animals below according to what covers their bodies.


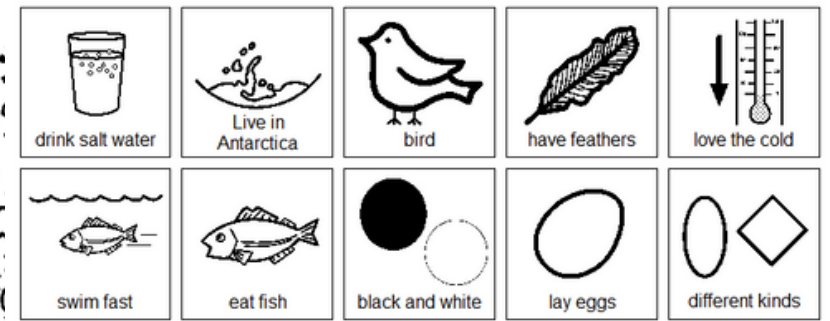
 feathers	 fur	 scales		
 peacock	 polar bear	 bellbird	 dog	 dolphin
 killer whale	 gorilla	 cat	 eagle	 bear
 chicken	 snake	 shark	 fish	 penguin

Christa Joy, Special Needs for Special Kids The Picture Communication Symbols ©1981-2019 by Tobii Dynavox. All Rights Reserved Worldwide. Used with permission. Boardmaker® is a trademark of Tobii Dynavox




# Penguins are cool because

\* Students should choose from the pictures below to "write" about why penguins are cool.



There is a writing prompt where students can share what they think is cool about penguins. This is an errorless activity.





# Penguins



❁ Penguins are .

❁ Penguins  fly.


❁ Penguins live in .

❁ Penguins are very good at .


❁ Penguins eat  and drink .

❁ There are many  of penguins.

Cut out pictures and use to finish sentences on previous page.





There is a fill-in-the-blank worksheet reviewing the main facts from the book.



Consider adding color coding for students who need more support. Outline each box on page 1 a different color and then outline the corresponding pictures the same color.



1. True or False. Penguins are a type of bird.




2. What do penguins have that help keep them warm?




3. Where do most penguins live?



4. What do penguins eat?




5. True or False. Penguins are good swimmers.



FINALLY the assessment!!  
There are 3 versions. This  
version has **10 questions** with 3  
picture choices for each  
question.


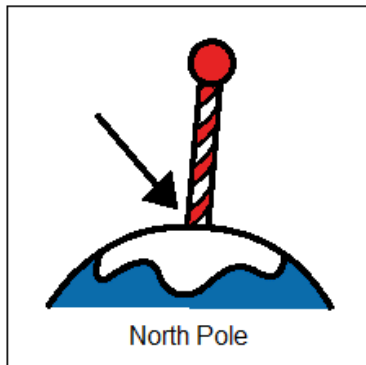
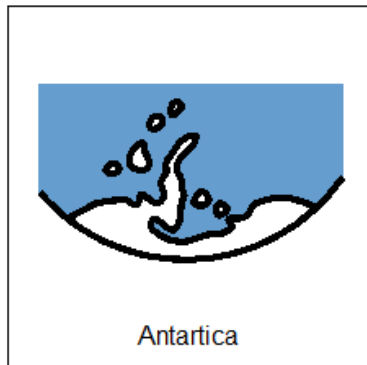
Answer key included.





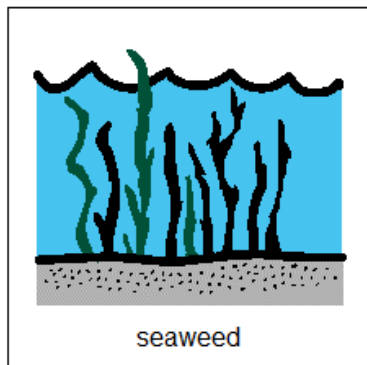


Print onto cardstock or mount on index cards. Cut pictures apart and show student answer choices for each question.

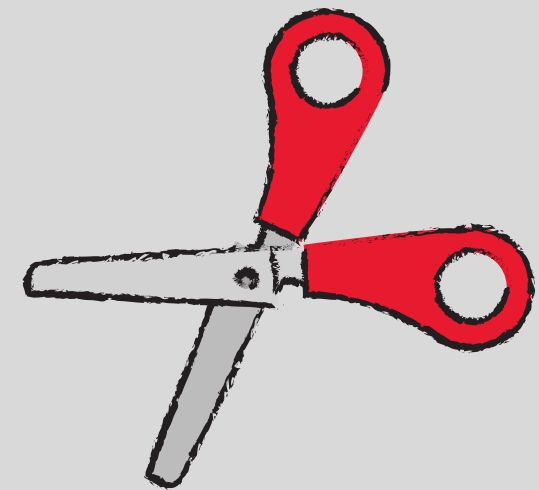
Q 3



Q 4



With this version, you cut out the answer choices and glue them on index cards. Ask the student the question, and they point to the correct answer.





Watch the movie about penguins.

*Penguins are birds that live in one of the coldest areas in the world.*



*Most penguins live in Antarctica.*

Christa Joy, Special Needs for Special Kids

This unit also includes digital versions of the activities.

Students can watch a movie book version of the book rather than printing it out.



# Penguins

⊗ Penguins are .

⊗ Penguins  fly.

⊗ Penguins live in .

⊗ Penguins are very good at .

⊗ Penguins eat  and drink .

⊗ There are many  of penguins.



Use the pictures to finish the sentences about penguins.



Each activity is set up so students can click and drag answers. No typing is required.

**Make great independent work centers**





Sort the animals by what covers their body.

 peacock	 polar bear	 belbird	 dog
 salmon	 lizard	 gorilla	 cat
 eagle	 bear	 chicken	 snake
 shark	 fish	 penguin	

Christa Joy, Special Needs for Special Kids  
The Picture Communication Symbols ©1981-2019 by Tobii Dynavox. All Rights Reserved  
Worldwide. Used with permission. Boardmaker® is a trademark of Tobii Dynavox

The second set of slides uses color for differentiation and extra support for students who may need it. Mix and match slides from both sets to make the perfect set for each student.

**Make great independent work centers**





I realize there will be some students out there unable to do cutting activities. I have a blog post with ways to complete activities without a pair of scissors!!

*Most of the activities (except the book) come in color and black and white.*

**[Click Here to read more!!](#)**