

Special Ed

Out of the Dust

25 activities

**5-10 questions/
season**



Special Needs for Special Kids



These novel units are something I created and started using in my classroom. I had students with significant challenges and most were **non-readers**. They were the best thing I ever did, and my students LOVED them.

Table of Contents

Worksheet pages	Activity	Chapter
5-6	Suggestions for use	
7	Story board	
8	Title and Author	
9	Color in the state of Oklahoma	Winter 1934
10-11	Saying goodbye	Winter 1934
12-13	Personification	Winter 1934
14-16	Dust storms	Winter 1934
17	Importance of rain	Winter 1934
18-20	Types of crops	Spring 1935
21-22	Things that have and don't have apples	Spring 1935
23-25	Signs severe weather is coming	Spring 1935
26-27	Nightmares	Summer 1935
28	What is a tragedy?	Summer 1935
29-30	When bad things happen	Summer 1935
31-32	Nicknames	Autumn 1935
33-35	Chores	Winter 1936
36-37	Family Resemblance	Winter 1936
38-39	Going to a dance	Winter 1936
40-41	Kid or adult beverage	Winter 1936

Christa Joy, Special Needs for Special Kids
The Picture Communication Symbols ©1981-2019 by Tobii Dynavox. All Rights Reserved
Worldwide. Used with permission. Boardmaker® is a trademark of Tobii Dynavox

Table of Contents

Worksheet pages	Activity	Chapter
42-44	Things about fire	Spring 1935
45-47	Common fears people have	Spring 1935
48-49	How many babies?	Spring 1935
50-51	Rainy day writing prompt	Spring 1935
52	True forgiveness	Summer 1935
53-54	My train ride	Summer 1935
55-57	Dealing with change	Autumn 1935
58-59	Hopes for the future	Autumn 1935
60-62	Additional novel units	
63-64	Terms of Use	

Christa Joy, Special Needs for Special Kids
The Picture Communication Symbols ©1981-2019 by Tobii Dynavox. All Rights Reserved
Worldwide. Used with permission. Boardmaker® is a trademark of Tobii Dynavox

This novel unit has **25** different activities. These activities are NOT comprehension-based. So, even if your students do not pay attention, they can still complete the activity.

Dust Storms



Dust storms occur in very dry areas. They sometimes occur in the southwest and central parts of the United States where there are large areas of dry land.

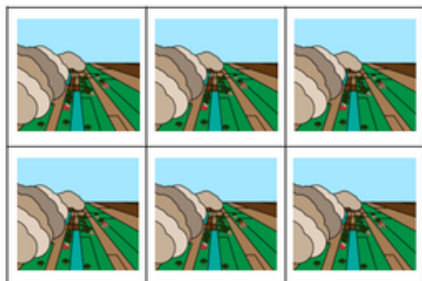
In order for a dust storm to occur, there needs to be a very large area of dry land and very strong winds.

Dust storms can be very dangerous. They can happen very quickly, without warning. Although they do not last long, it can take hours or even a day for all the dust in the air to settle.

All that dust not only makes a mess, but it can be very dangerous to breath in.

Finally, dust storms cause a lot of erosion, wearing away the land as it blows the top surface of the dirt away.

Place the image of a dust storm after each fact on previous page.



Dust Storms

1. Occur in dry areas.



2. Occur in the southwest and central US.



3. Need dry land and wind.



4. Dangerous and cause erosion.



5. Happen quickly and over quickly.



6. Take a long time for dust to settle.



For example, the dust storm is almost like the main character in this book. In this activity, students will read some information about dust storms and complete a fact sheet. This is an errorless activity.

Suggestions for Use

- I made this unit to go along with the book, *Out of the Dust* by Karen Hesse.
- The thought is that you would be reading it aloud to your class at a rate of about 10-20 pages per day.
- Be sure to give each student their own copy of the story board (pg. 9) to use while reading and discussing the story.
- Benefits of reading out loud, even to classes made up of severely affected students:
 - Teaches students to sit quietly even when there isn't something for them to do. This is such an important life skill. We all have to spend time sitting and listening to someone we are not that interested in at some point.
 - Parents will LOVE you. Not only will they be excited their child is being exposed to age appropriate material, but you are teaching them how to sit quietly, which will hopefully transfer to home as well.
 - Even with your lowest level learners, you will have 1 or 2 that will truly enjoy the story.
 - It can be a calming experience to sit and listen to the teacher read in a methodical way.

Suggestions for Use

- For students who need more structure, place the number of post-it notes in front of him/her that corresponds to the number of pages you intend to read. Remove a post-it as you finish each page. The visual will help lessen their anxiety.
- You will find several activities for each season/section. You will still have plenty to choose from and find those that work best with your students.
- Differentiation:
 - For any activity, you can quickly differentiate for your lower level learners by using a color coding technique.
 - If sorting, outline each sorting category a certain color and then outline the corresponding pictures the same color.
 - Becomes a matching task.
- There are comprehension questions to accompany this unit. There are 5-10 questions for every season/section with 3 picture answer choices. You will find these (in color and BW) in a separate file.

Suggestions on how I found this activity worked best in my classroom are provided. I typically had 6-8 students with one adult assistant in the room with me.

Out of the Dust

Novel Unit for Special Education

By
Christa Joy
Special Needs for Special Kids



*This entire novel unit
comes in 2 separate files.
One is completely in color
and one is completely in
black and white.*

This unit comes with a vocabulary board.

Vocabulary boards are great for ALL students to assist with participation and engagement in group discussions.

Tips on how to use in the unit!!




Story Board cards and for class discussions. Laminate and copy for each student.

Complete the circle map with types of crops farmers can plant.



errorless

Place the following in the circle map on the previous showing types of crops farmers can plant.



Place the following in the circle map on the previous page **ONLY IF** they crops farmers would plant.



There are circle maps in this unit.

Circle maps are a great way for students to see the big idea.



Billie Jo is learning to handle all the changes in her life. We all have to deal with change. What are some good ways you can deal with change?

Errorless version

Place the pictures in the circle map on previous page.



Place the pictures in the circle map on previous page **ONLY IF** you think it is a good strategy for dealing with change.



Each circle map comes with 2 choices:













An errorless option with only correct answers

An option that has wrong answers mixed in students will need to set aside.

What are some foods that contain apples?




Sort pictures into correct column on previous page.

 apple pie	 hamburger	 pizza	 apple cake
 apple	 chocolate milk	 applesauce	 broccoli
 steak	 apple juice	 French fries	 caramel apple

There are sorting activities.

Directions on how to add color coding for differentiation is included.



When Billie Jo plays the piano, it almost sounds like the piano is alive. This is called personification. Match the picture that goes best with each example of personification.


The rainbow painted color across the sky.	<input type="checkbox"/>	The lightning danced across the sky.	<input type="checkbox"/>
The wind was howling in the night.	<input type="checkbox"/>	The gears in the engine screamed.	<input type="checkbox"/>
The moon played hide and seek with the moon.	<input type="checkbox"/>	The alarm clock shook me awake.	<input type="checkbox"/>
The flowers were begging for some water.	<input type="checkbox"/>	The sundae was calling my name.	<input type="checkbox"/>
The fireflies winked to me in the woods.	<input type="checkbox"/>	The robin told me spring was coming.	<input type="checkbox"/>

Match the picture with the personification.



There are matching activities.

Directions on how to add color coding for differentiation is included.



Saying Goodbye

Sometimes we have to say .

It can be to say goodbye.

Sometimes, people have to .

Sometimes we may not see them again for .

Saying goodbye can be hard, but it is .

goodbye adios until next time later alligator see you later


difficult nerve racking frustrating sad scary okay

move travel go on vacation leave go back home

months years a long time ever Su M T W Th F Sa weeks an unkonwn time

important okay nice friendly

There are writing prompts. These are errorless activities that allow students to write a story independently.



This story takes place back in the 1930's in Oklahoma.
Color in the state of Oklahoma. Then color in the state you
are from.



Mad Dog got his name because he liked to bite things. Sometimes
people get nicknames based on how they look. See if you can
match the nickname below to the person it most likely belongs to.

Winter 1934

Christa J
Tobill

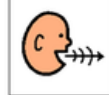
Beanpole



Nervous Nellie



Money bags



Einstein



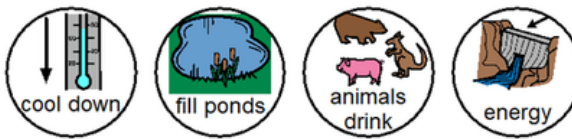
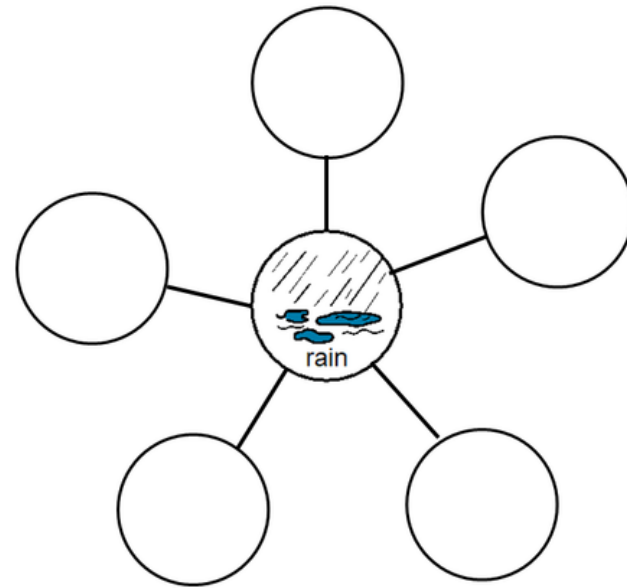
Shorty



Chatterbox




Why is rain important?



Christa Joy, Special Needs for Special Kids
The Picture Communication Symbols © 1981-2018 by Tobill Dynavox. All Rights Reserved
Worldwide. Used with permission. Boardmaker® is a trademark of Tobill Dynavox

17

Because there are so
many activities, you can
choose the ones that fit
your students the best.



Summer 1934

6. What happened to the baby?



7. What does President Roosevelt say to plant to help stop the wind?



8. Who does Billie Jo blame for the fire?



9. What did Billie Jo keep all her memories in?



10. What was everyone so dependent on for money?



Winter 1935

1. What did Billie Jo wish her mom had taught her how to make?



2. What is everyone grateful for that finally comes?



3. What does Daddy do while he is working?



4. Who does Billie Jo look and act like?



5. Where does the mom from the visiting family have the baby?



This unit does come with comprehension questions. There are 5-10 questions for every season. Each question has 3 picture choices. They are in color and black and white.

Answer key included!!



I realize there will be some students out there unable to do cutting activities. I have a blog post with ways to complete activities without a pair of scissors!!

[Click Here to read more!!](#)