

Special Ed

ONE AND ONLY IVAN

52 activities

chapter questions



Special Needs for Special Kids

These novel units are something I created and started using in my classroom. I had students with significant challenges and most were **non-readers**. They were the best thing I ever did, and my students LOVED them.



Table of Contents

Worksheet pages	Title	Book Pages
7-8	Suggestions for use	
9	Story board	
11	Title and Author	1-26
11-13	Gorilla circle map	1-26
14-16	Ivan circle map	1-26
17-19	Mall circle map	1-26
20-22	Ivan's home	1-26
23	Show times	1-26
24-25	How much did Ivan make? (2 versions)	1-26
26-27	Shapes in the clo	
28-29	My favorite TV sl	
30-32	Arrange animals t	
33-35	Stella circle map	
36-38	Bob & Stella Venr	
39-42	Things that are ye	
43-45	Julia circle map	
46-49	Things that are bl	
50-51	What will the nev	
52	The Story of Jaml	
53-56	Feeling nervous (

Christa Joy, S
The Picture Communication Symbol
Worldwide. Used with permisio

Table of Contents

Worksheet pages	Title	Pages
57-58	Idioms	75-100
59-60	Saying Hello sequence	75-100
61-62	Good vs Bad ways to treat a pet	75-100
63-64	Answering questions	75-100
65-66	What do you do when you are bored	75-100
67-70	STEM: Getting Ruby out of the hole	101-124
71-74	I Promise social story coloring book	101-124
75-76	Stella dies	101-124
77	Color in Africa	101-124
78-79	Sorting activities by age	101-124

Table of Contents

Worksheet pages	Title	Pages
103-104	Spell home	202-225
105-110	Put together a picture of Ruby	202-225
111-112	Cause and Effect	226-250
113-114	Create a poster to save Ruby	226-250
115-117	Match cage to animals	226-250
118-119	Sort good vs bad behaviors	251-274
120-121	Find the way from the mall to the zoo	251-274
122-124	I Miss You social story	251-274
125-126	Writing a letter (Ivan to Ruby)	251-274
127-128	Find my family	251-274
129-130	Sorting things you find inside/outside	275-300
131-132	People it is ok and not ok to kiss	275-300
133-135	The end	275-300
136-137	Other Novel Units available	extra
138-139	Terms of Use	

Ivan broke	
ngle/Mall Venn Diagram	
ne days	
s circle map	
is	
uld you buy this?	
vs night activities	
rance activity **TEACHER REQUIRED**	1
se writing prompt	175-
orting activity	175-20
al show anger	202-225

rista Joy, Special Needs for Special Kids
an Symbols ©1981-2018 by Tobii Dynavox. All Rights Reserved
permission. Boardmaker® is a trademark of Tobii Dynavox

This novel unit has **52 different activities**. These activities are NOT comprehension-based. So, even if your students do not pay attention, they can still complete the activity.

Ivan talks about his early life in Africa. Color in Africa below and glue a picture on Ivan in the middle.



For example, students identify Africa, the home of Ivan, on a map. There is color-coding added for more support.


Suggestions for Use

- I made this unit to go along with the book, *The One and Only Ivan* by Katherine Applegate.
- The thought is that you would be reading it aloud to your class at a rate of about 10-20 pages per day.
- Be sure to give each student their own copy of the story board (pg. 9) to use while reading and discussing the story.
- Benefits of reading out loud, even to classes made up of severely affected students:
 - Teaches students to sit quietly even when there isn't something for them to do. This is such an important life skill. We all have to spend time sitting and listening to someone we are not that interested in at some point.
 - Parents will LOVE you. Not only will they be excited their child is being exposed to age appropriate material, but you are teaching them how to sit quietly, which will hopefully transfer to home as well.
 - Even with your lowest level learners, you will have 1 or 2 that will truly enjoy the story.
 - It can be a calming experience to sit and listen to the teacher read in a methodical way.

Suggestions on how I found this activity worked best in my classroom are provided. I typically had 6-8 students with one adult assistant in the room with me.

The One and Only Ivan Novel Unit for Special Education

By
Christa Joy
Special Needs for Special Kids



Christa Joy, Special Needs for Special Kids
The Picture Communication Symbols ©1981–2018 by Tobii Dynavox. All Rights Reserved
Worldwide. Used with permission. Boardmaker® is a trademark of Tobii Dynavox

2

*This entire novel unit
comes in 2 separate files.
One is completely in color
and one is completely in
black and white.*

This unit comes with a vocabulary board.

Vocabulary boards are great for ALL students to assist with participation and engagement in group discussions.

Tips on how to use in the unit!!




In this section, we find out the main character is a gorilla.
Complete the circle map to get a better idea about gorillas.




Errorless version

Place the following pictures in the circle map on the previous page.



Place the following pictures in the circle map on the previous page **ONLY** if they relate to gorillas.




There are circle maps in this unit. Circle maps are a great way for students to see a big idea.

In this section, we get to see the main setting of the story, the mall. Complete the circle map describing the mall where Ivan lives.



Errorless version

Place the following pictures in the circle map on the previous page.



Place the following pictures in the circle map on the previous page **ONLY** if they relate to the mall.





Each circle map comes with 2 choices:

An errorless option with only correct answers

An option that has wrong answers mixed in students will need to set aside.

People do different things depending on the age they are. Sort the activities on the next page to the age you think would make the most sense.



















Sort the following activities into the correct column on the previous page. Some could go in more than one column.

 slide	 do laundry	 own a house	 crawl	 play video games
 go to school	 use a bottle	 sleep in a crib	 parents	 school team
 change diaper	 job	 driver's license	 recess	 ride in a stroller









There are sorting activities.

Directions on how to add color coding or a separate differentiated version is included.

Ivan says he has always been an artist. He sees shapes in the clouds. Match the picture on the next page to the cloud shape below.

Match the picture to the shape of the cloud on the previous page.

There are matching activities.

Directions on how to add color coding or a separate differentiated version is included.

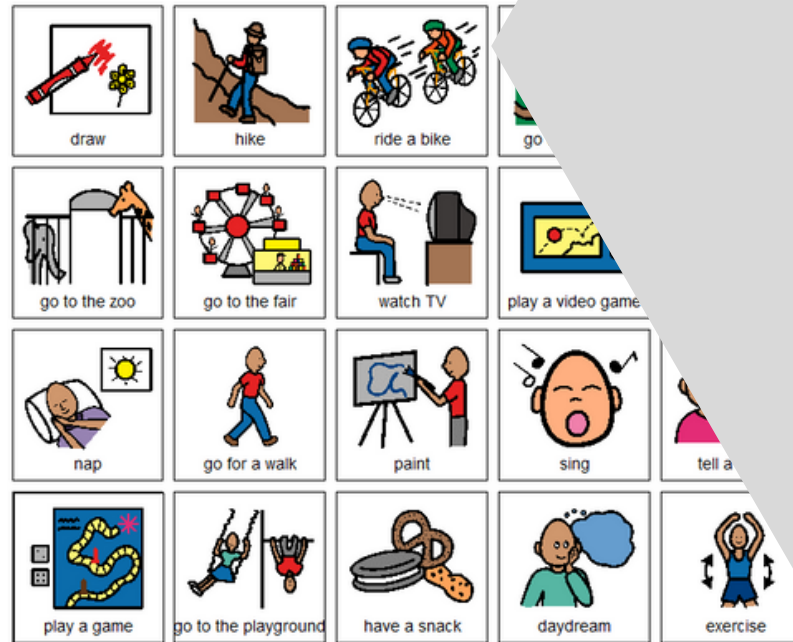
Complete the activity below to describe what you like to do when you are bored. Use the pictures on the next page, or come up with your own.



When I am bored, I can...

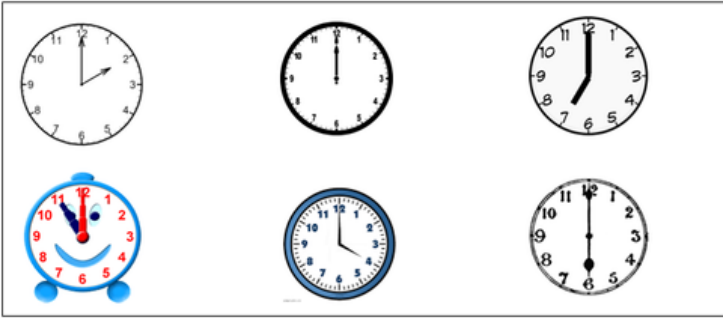


Students can choose from the pictures below, or look through magazines.



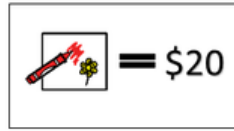
There are writing prompts. These are errorless activities that allow students to write a story independently.

The show times are at: 2, 4, and 7. In each picture circle the clocks that show the correct show times.



Pgs. 1-26 Christa Joy, Special Needs for Special Kids
The Picture Communication Symbols © 1981-2018 by Tobii Dynavox. All Rights Reserved
Worldwide. Used with permission. Boardmaker® is a trademark of Tobii Dynavox.

Level 1
Calculate how much Ivan could make in each scenario by selling his paintings.



\$ <input type="text"/>	\$ <input type="text"/>
\$ <input type="text"/>	\$ <input type="text"/>

Ruby asks a lot of questions. See how well you can answer the following questions.

Why do I need to wear a coat?	→	<input type="text"/>
Why do I need to eat vegetables?	→	<input type="text"/>
Why do I need to go to the doctor?	→	<input type="text"/>

Spell and color.



H	O	M	E
M	H	E	O

Pgs. 202-225 Christa Joy, Special Needs for Special Kids
The Picture Communication Symbols © 1981-2018 by Tobii Dynavox. All Rights Reserved
Worldwide. Used with permission. Boardmaker® is a trademark of Tobii Dynavox.



Why

it is cold outside

Because there are so many activities, you can choose the ones that fit your students the best.

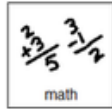
1. What kind of animal is Ivan?




2. What does Ivan say is the best part of the banana?




3. What can Ivan understand?



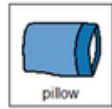
4. Who is stronger, gorilla or humans?



5. Where does Ivan live?




11. What does Ivan sleep with?



12. What did Julia teach Ivan how to do?



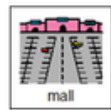
13. What does Ivan notice about the number of mall?



14. What does Ivan like to watch on his TV?



15. Where did Ivan see another gorilla?



This unit does come with comprehension questions. There are questions for every chapter. Each question has 3 picture choices. They are in color and black and white.

Answer key included!!





Be sure to check out
the sequel:

The One and Only Bob

[Click Here](#)

