

# NUMBER THE STARS NOVEL UNIT

Preview



*For  
Special  
Ed*

By  
Christa  
Joy

## Table of Contents

Worksheet pages	Title	Chapter
5-6	Suggestions for use	
7-8	Story board	
9	Title and Author	
10	Copenhagen world map	1
11-12	Denmark map	1
13-15	Fairy tale circle map	2
16-17	Jewish Faith fact sheet	3
18	How many buttons are missing	3
19-21	Signs of being poor	4
22	Hiding Ellen	4
23-24	Star of David fact sheet	5
25-28	Keeping secrets Social story booklet	5
29-31	Secrets ok and not okay to keep	5

## Table of Contents

Worksheet pages	Title	Chapter
32-34	Forms of transportation	6
35-36	City/Ocean Venn Diagram	7
37-41	Applesauce picture recipe	7
42-46	Where does it come from?	8
47-48	Doing chores	8
49-51	Being Brave circle map	9
52-55	Prediction: What is in the casket?	10
56-58	Keeping warm	11
59-60	Finding the way (maze)	12
61-62	Feeling better	13
63-64	Little Red Riding Hood	15
65-66	What was in Annemaria's basket	14

## Table of Contents

Worksheet pages	Title	Chapter
67-68	The special handkerchief	16
69-70	What happened to...	17
71-72	The War	afterward
73-75	Main characters circle map	extra
76-77	Terms of Use	


# Suggestions for Use

- I made this unit to go along with the book, *Number the Stars* by Lois Lowry.
- The thought is that you would be reading it aloud to your class at a rate of about 1 chapter per day.
- Be sure to give each student their own copy of the story board (pg. 7-8) to use while reading and discussing the story.
- Benefits of reading out loud, even to classes made up of severely affected students:
  - Teaches students to sit quietly even when there isn't something for them to do. This is such an important life skill. We all have to spend time sitting and listening to someone we are not that interested in at some point.
  - Parents will LOVE you. Not only will they be excited their child is being exposed to age appropriate material, but you are teaching them how to sit quietly, which will hopefully transfer to home as well.
  - Even with your lowest level learners, you will have 1 or 2 that will truly enjoy the story.
  - It can be a calming experience to sit and listen to the teacher read in a methodical way.

# Suggestions for Use

- For students who need more structure, place the number of post-it notes in front of him/her that corresponds to the number of pages you intend to read. Remove a post-it as you finish each page. The visual will help lessen their anxiety.
- As you finish each chapter, there is an activity for your students to complete.
- Differentiation:
  - For any activity, you can quickly differentiate for your lower level learners by using a color coding technique.
  - If sorting, outline each sorting category a certain color and then outline the corresponding pictures the same color.
  - Becomes a matching task.
- I purposefully did not include an assessment in this unit, because I did not feel that would be the goal of reading a higher level novel over such an extended period of time. Instead, you should be focused on shaping and teaching the behavior of sitting.
- *Starting with this unit, I have started adding an option to use when you want students to have to choose between correct and incorrect answers in some of the activities. I am still including an errorless version as well. Hopefully, this will address even more learning levels in your class!*

**NEW**





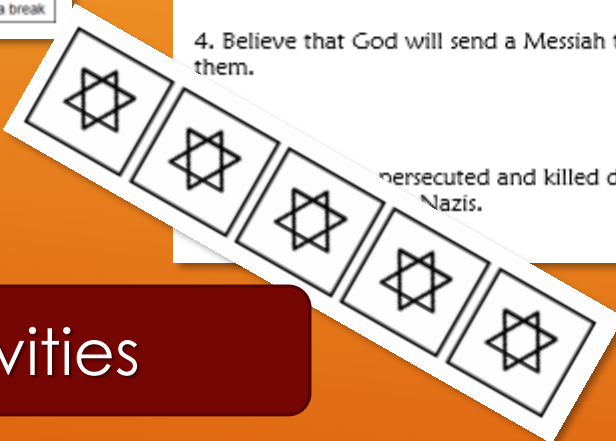
Storyboard

### Jewish Faith

Learn more about the Jewish faith. Read the facts below and glue a star at the end of each fact.

1. The Torah is the most important holy book of Judaism.
2. Believe there is one God, who wants people to do what is just.
3. Sometimes called the "Chosen People."
4. Believe that God will send a Messiah to save them.

persecuted and killed during  
Nazis.



Activities



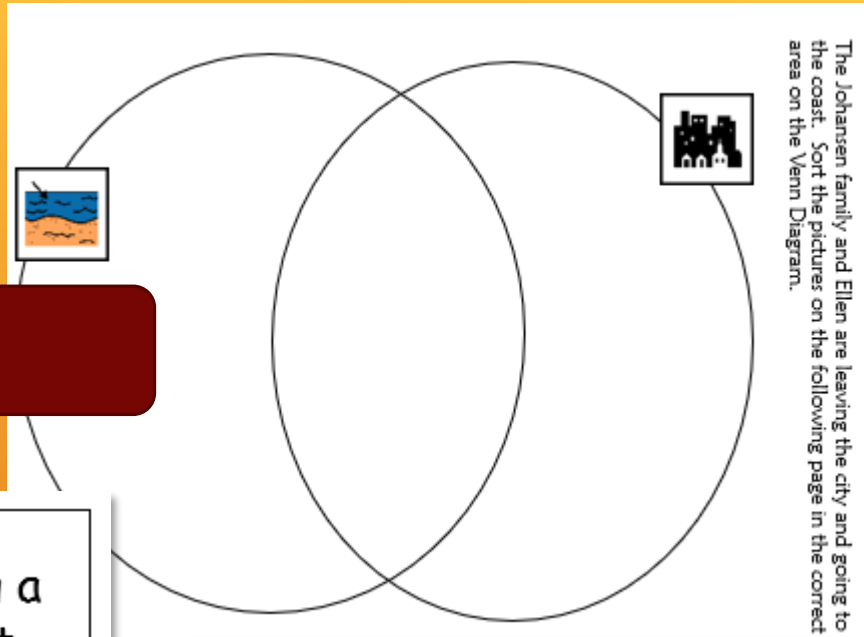
There are a lot of indicators that Annemarie's family is poor. Place the pictures on the next page in the circle map showing how you know they are poor.

Circle maps




Errorless option

# Sorting



The Johansen family and Ellen are leaving the city and going to the coast. Sort the pictures on the following page in the correct area on the Venn Diagram.



- This short booklet helps students understand when it is okay to keep a secret.
- Cut pages apart and staple together. Students can color in the pictures.

## Keeping a Secret



A lot of times friends tell each other secrets.



Most secrets are okay to keep.



# Social Stories

Read or listen to the teacher read the following secrets. Color in those that are okay to keep **green** and those that are not okay to keep **red**.

Jill wants to get Sue a necklace for her birthday. She wants you to help her pick it out. You need to keep it a secret.

Joey sees Billy stealing a pack of gum from the store. Billy tells him not to tell anyone and keep it a secret.

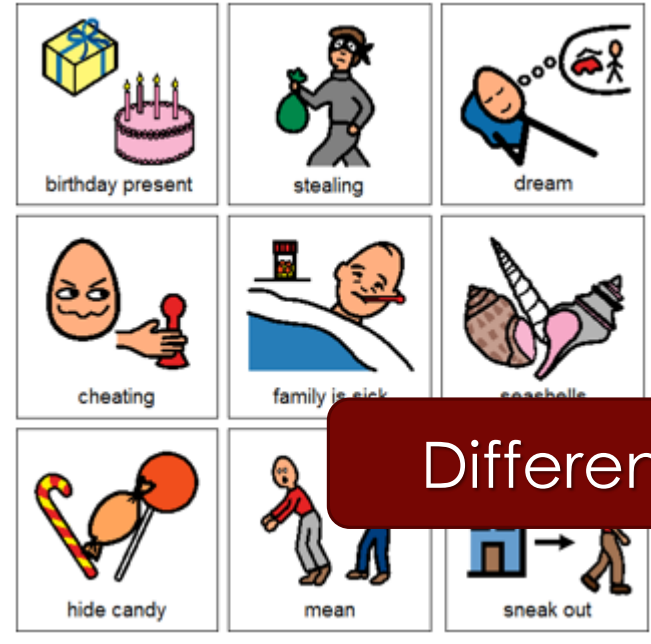
You had a really weird dream last night. You tell your best friend about it and ask her to keep it a secret.

You are in math class and you see your best friend cheating on a quiz. He asks you not to tell anyone and keep it a secret.

Your dad is not feeling well and going into the hospital for some tests. Mom says not to tell anyone, that it is a secret.

You love to go treasure hunting along the shore. You find lots of cool shells and things that you keep in a secret box.

Your sister is sneaking out at night after your parents are asleep. You catch her one night and she tells you to keep it a secret.




# Differentiated

Draw a line matching the tool needed to complete a chore or job at home.



And so much more!!




What do you think is in the casket

Who opened the casket?

What will be in the casket?

What will happen next?

What was in Annemarie's basket?




Why do I Have to Learn About That?

By  
Joy  
r Special Kids

14 page story with photos

# More novel units available!!

**Where the Red Fern Grows**  
Novel Unit  
For Special Education



Almost 150 pages

By Christa Joy

**Charlie AND THE CHOCOLATE FACTORY**

For Special Education

By Christa Joy

**Wizard of Oz**  
Novel Unit For Special Education

Over 100 pages

By Christa Joy

**CHARLOTTE'S WEB LITERACY UNIT FOR SPECIAL EDUCATION**

BY CHRISTA JOY


69 PAGES

**The Mouse and the Motorcycle Unit**  
For Special Education

100+ Pages

By Christa Joy

**The Lion, the Witch, and the Wardrobe**  
Novel Unit for Special Education



**Frindle**  
Novel Unit For Special Education

Over 80 pages

By Christa Joy

**Hatchet**  
Novel Unit For Special Education


Over 100 pages

By Christa Joy

**Because of Winn-Dixie**  
Literacy Unit For Special Education

Over 80 pages


**Shiloh**  
Novel Unit For Special Education



**Matilda**  
Novel Unit  
For Special Education

160 Pages  
36 Activities

By Christa Joy



**Holes**  
Novel Unit

150 pages  
55 activities

By Christa Joy

