A close-up photograph of a fox's face, showing its eyes closed and a peaceful expression. The fur is a mix of reddish-brown and tan colors. The fox's nose is black and prominent. The background is blurred, suggesting a natural outdoor setting.

ANIMAL SCIENCE CURRICULUM

14 units/14 weeks

INCLUDES GOOGLE SLIDES

JOY
2
TEACH


For students who:

- are emerging or non-readers
- take alternate assessments
- are in special education
- short-attention span
- lack pre-requisite skills
- benefit from the use of pictures for support
- middle/high school



Why you need this bundle:

- If you teach multiple grade levels, you have all you need in one place.
- Having the same layout for each unit reduces students' anxiety and allows them to focus on the content.
- Aligned with most extended learning standards.
- Saves you money
- Saves you time.



This curriculum includes 14 weeks of instruction and covers the following animals.

- Camel
- Meerkat
- Penguin
- Red Fox
- Moose
- Sloth
- Kangaroo
- Prairie Dog
- Wildebeest
- Polar Bear
- Reindeer
- Shark
- Turkey
- Animal Adaptations (Tiger and Gorillas)

All units have
printable AND
digital versions

Each unit covers 6-13 days

All the units contain similar activities, so students become familiar with the format and can concentrate more on the content. Although there is some variation, each unit has:

- Detailed lesson plans
- A book PLUS a pre-recorded PowerPoint show and movie version
- Vocabulary board to increase engagement and participation
- Circle maps
- Sorting activities
- Matching activities
- Labeling activities
- Close worksheets (fill in the blank)
- Assessments (3 versions)

All units have
printable
AND digital
versions












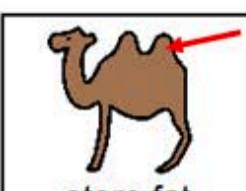
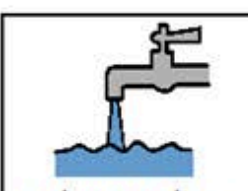




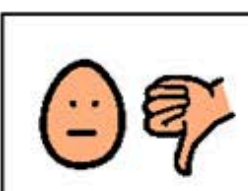
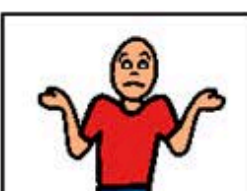

Day 3

Activity	Notes	Materials
Read the book: Kangaroos (10 minutes)	<ul style="list-style-type: none">• Read through the story, asking lots of questions• Continue to make connections between book and vocabulary board	<ul style="list-style-type: none">• Book• Vocabulary board
Fact sheet (5 minutes)	<ul style="list-style-type: none">• As a group read through the fact sheet on kangaroos	<ul style="list-style-type: none">• Fact sheet
Scavenger Hunt with vocabulary board (10 minutes)	<ul style="list-style-type: none">• Paste the symbols around the room• Students walk around with their vocabulary board looking for matching symbols• Place a sticky note on their board covering the symbols as they find them	<ul style="list-style-type: none">• Vocabulary board cut apart• tape• Vocabulary board
Map review (5 minutes)	<ul style="list-style-type: none">• Review the map completed yesterday	<ul style="list-style-type: none">• Completed activity from yesterday
Label parts of a kangaroo (10 minutes)	<ul style="list-style-type: none">• Students will label the parts of a kangaroos• Choose the version best for your students (with or without pictures)• Add color coding if needed for more support• If using the black and white version, have students color in the Kangaroos when done• Make connections to the book as necessary	<ul style="list-style-type: none">• Worksheet• Scissors• Glue
Sharing (10 minutes)	<ul style="list-style-type: none">• Each student shares their finished picture with the group using the communication method of their choice	<ul style="list-style-type: none">• Completed worksheet• Communication devices

Lesson plan

Every unit has a detailed lesson plan with:


- suggestions
- overview
- daily step-by-step guide.

 camel	 Africa	 Asia	 desert	 not wild
 related to llamas	 herbivore	 long eyelashes	 keep sand out	 ride them
 carry things	 store fat in humps	 store water in fat	 don't drink much	 no predators
 repeat that	 yes	 no	 I don't know	 need a break

Every unit in the bundle comes with a vocabulary board. These are vital for increasing engagement and participation. Suggestions on how to utilize them are included in each unit.

Christa Joy, Special Needs for Special Kids
 The Picture Communication Symbols ©1981–2019 by Tobii Dynavox. All Rights Reserved
 Worldwide. Used with permission. Boardmaker® is a trademark of Tobii Dynavox.

Meerkats are members of the mongoose family. They have a long tail and sharp claws that are great for digging.



©Christa Joy, SNSK

Book


Each unit comes with a book in PowerPoint and mp4 formats. They have simple text and engaging photos and contain all the information your students will need to complete the activities.

Camels are herbivores. So besides eating leaves, they will also eat grass, small plants and even thorny cactuses (or cacti). Their upper lip is split so they can more easily grab leaves and plants growing close to the ground.



©Christa Joy, SNSK

Fact sheet



Camel Fact sheet

❖ Camels live in the deserts in Africa and Asia.



❖ Camels have a split upper lip.



❖ Camels store water in the fat in their humps.



❖ Camels are used for transportation and carry loads.



❖ Camels are omnivores.



❖ Camels have long eyelashes to protect them from sand storms.



Christa Joy, Special Needs for Special Kids
The Picture Communication Symbols ©1981-2019 by Tobii Dynavox. All Rights Reserved
Worldwide. Used with permission. Boardmaker® is a trademark of Tobii Dynavox



Meerkat Fact sheet

❖ Meerkats live in the deserts in Africa.



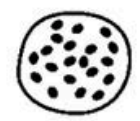
❖ Meerkats use their tail to balance.



❖ Meerkats have long claws to dig with.



❖ Meerkats live in groups called mobs.



❖ Meerkats are omnivores.



❖ Meerkats are immune to scorpions.



Christa Joy, Special Needs for Special Kids
The Picture Communication Symbols ©1981-2019 by Tobii Dynavox. All Rights Reserved
Worldwide. Used with permission. Boardmaker® is a trademark of Tobii Dynavox



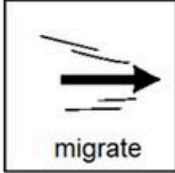






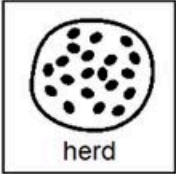
Most animal units come with fact sheets to review daily.





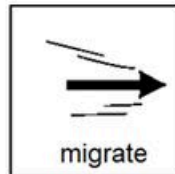











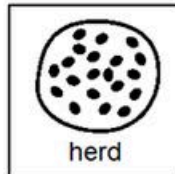
circle maps

errorless

Cut apart pictures and place in circle map showing facts about wildebeest.

 Africa	 savannas	 migrate	 predators	 fast
 antelope family	 herbivores	 beard	 horns	 herd

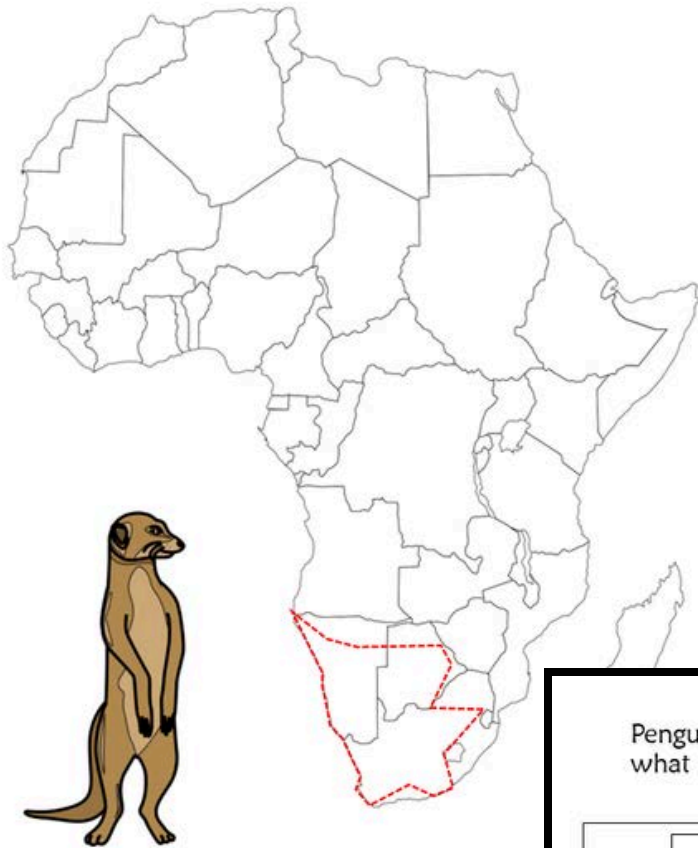
Cut apart pictures and place in circle map **ONLY IF** they relate to wildebeest.

 Africa	 savannas	 migrate	 predators	 fast
 antelope family	 United States	 beard	 horns	 desert
 eat meat	 herbivores	 slow	 live alone	 herd

Each unit comes with circle maps to review the main facts from the book. There is an errorless version and a version with wrong answers mixed in.


Christa Joy, Special Needs for Special
The Picture Communication Symbols ©1981-2019 by Tobii
Worldwide. Used with permission. Boardmaker® is a trademark

Color in the area in Africa where meerkats live.



Christa Joy, Special Needs for Special Kids
The Picture Communication Symbols ©1981-2019 by Tobii Dynavox
Worldwide. Used with permission. Boardmaker® is a trademark of Tobii Dynavox.

There is a mixture of other activities including group activities.



rainforest	rainforest	taiga	taiga
freezing	canopy	understory	floor
a lot of rain	near equator	dry	moose
hot	trees	snowing	parrot

Penguins are birds and have feathers, sort the animals below according to what covers their bodies.

feathers	fur	scales
peacock	polar bear	belbird
killer whale	gorilla	dog
chicken	cat	dolphin
snake	eagle	bear
shark	fish	penguin

Christa Joy, Special Needs for Special Kids
The Picture Communication Symbols ©1981-2019 by Tobii
Dynavox. All Rights Reserved Worldwide. Used with permission. Boardmaker® is a trademark of Tobii
Dynavox.

two toes	eyelashes	long neck	hump	split lip	nostrils that close
----------	-----------	-----------	------	-----------	---------------------

Christa Joy, Special Needs for Special Kids
The Picture Communication Symbols ©1981-2019 by Tobii Dynavox. All Rights Reserved Worldwide. Used with permission. Boardmaker® is a trademark of Tobii Dynavox.



Each unit has fill-in-the-blank worksheets for review.

review sheets

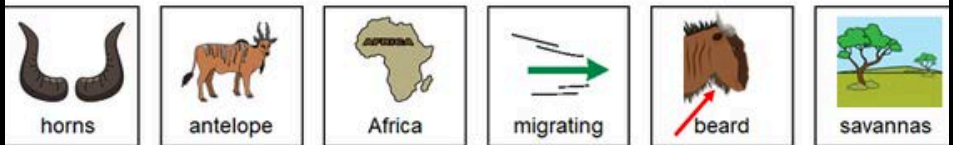
Kangaroos

1. Kangaroos live in the in .
2. Kangaroos are and keep their babies in a pocket.
3. Kangaroos have very large back .
4. Kangaroos travel by .
5. Kangaroos are and eat mainly grass.




Wildebeest

1. Wildebeest live in the in .
2. Wildebeest are a member of the family.
3. Both male and female wildebeest have curved .
4. Wildebeest spend most of the year long distances.
5. Wildebeest have a below their chins.





Red Foxes



1. Red foxes live in the .
2. Red foxes are a member of the family.
3. Red foxes have long .
4. Red foxes can see very well at .
5. Red foxes are .



1. Where do sloths live?




2. What do sloths eat? (circle all)




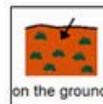
3. What are sloths related to?



4. How do sloths move?



5. Where do sloths spend most of their lives?



Print onto cardstock or mount on index cards. Cut pictures apart and show student answer choices for each question.

Q 1



rainforest



tundra



desert

Q 2



meat



snakes



berries



leaves



plants



squirrels

There is an assessment
for each unit that comes
in 3 versions.

1. Where do sloths live?

- A. Rainforest
- B. Tundra
- C. desert

2. What do sloths eat? (circle all)

- A. Meat
- B. Snakes
- C. Leaves
- D. berries
- E. plants
- F. squirrels

3. What are sloths related to?

- A. Monkey
- B. Armadillo
- C. Gorilla

4. How do sloths move?

- A. Quick
- B. Slow
- C. Hop

5. Where do sloths spend most of their lives?

- A. On the ground
- B. In the water
- C. In trees

6. How many toes are on the **back** foot of all sloths?

- A. 2
- B. 3
- C. 5

assessment

All of these units include digital versions of the activities. These simply require the student to click and drag the answers. There is no drawing or typing involved.

There is a movie version of the book.

There are 2 complete sets of slides. One set is differentiated with color.

Quickly combine slides from the 2 sets to create the perfect combination for each student.

Make great independent learning centers.

Listen to
the book
about
Polar
Bears

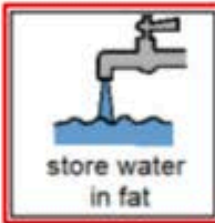



The movie version
of the books from
the unit.

Use for more review.



Place the picture in the circle map about camels.

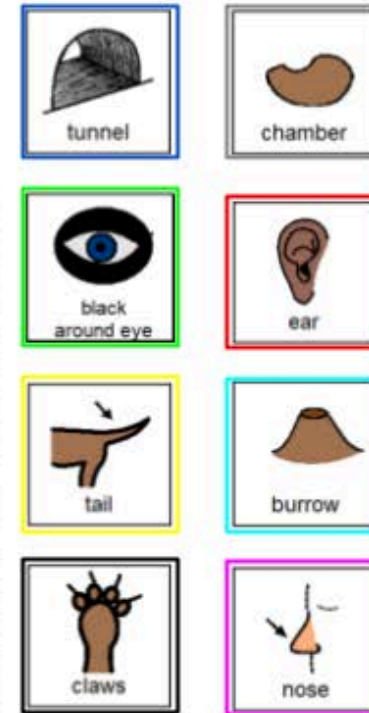
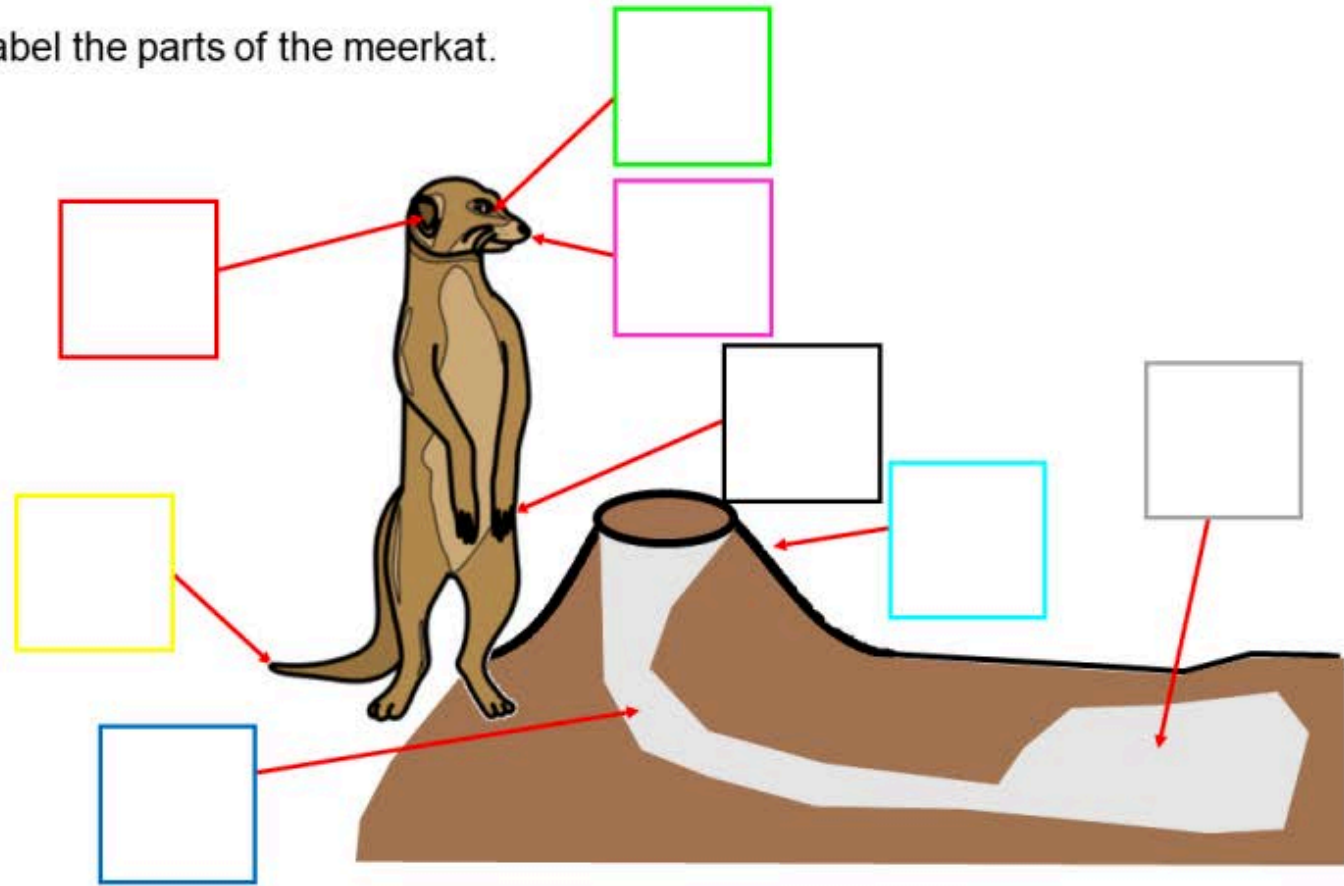


Christa Joy, Special Needs for Special Kids
The Picture Communication Symbols ©1981-2019 by Tobii Dynavox. All Rights Reserved
Worldwide. Used with permission. Boardmaker® is a trademark of Tobii Dynavox

The digital activities are click and drag.

Perfect for any learning level.

Label the parts of the meerkat.



Each unit comes with a set of slides that are differentiated with color.

Still have questions?

Reach out at specialneedsforspecialkids@gmail.com

I will answer your question personally and promptly.

