

NEWBERY MEDAL WINNERS



MIDDLE/HIGH SCHOOL SPECIAL ED





These novel units are something I created and started using in my classroom. I had students with significant challenges and most were **non-readers** .They were the best thing I ever did, and my students LOVED them.

A Single Shard

A Wrinkle in Time

A Year Down Yonder

Bridge to Terabithia

Bud, Not Buddy

Crispin The Cross of Lead

Criss Cross

Dead End in Norvelt

Flora & Ulysses

Good Masters! Sweet Ladies!

Hello, Universe

Holes

Julie of the Wolves

Kira-Kira

Maniac Magee

Merci Suarez Changes Gears

Moon Over Manifest

Mrs. Frisby and the Rats of NIMH

Number the Stars

Out of the Dust

The Bronze Bow

The Crossover

The Girl Who Drank the Moon

The Giver

The Graveyard Book

The Higher Power of Lucky


The One and Only Ivan

The View from Saturday









When You Reach Me

When you Trap a Tiger

How much would you owe, if each bowl of burgoo is 10¢?

 <input type="text"/>	 <input type="text"/>
 <input type="text"/>	 <input type="text"/>
 <input type="text"/>	 <input type="text"/>
 <input type="text"/>	 <input type="text"/>

Match the correct amount owed. Use either the dime or the numbers.

			
			
10¢	20¢	30¢	40¢
50¢	60¢	80¢	100¢

These activities do NOT require students to understand what is being read.

The activities are extensions of things that happen in the chapter.

There is at least one activity per chapter.

Suggestions for Use

- I made this unit to go along with the book, *Julie of the Wolves* by Jean Craighead George.
- The thought is that you would be reading it aloud to your class at a rate of about 10-20 pages per day.
- Be sure to give each student their own copy of the story board (pg. 7) to use while reading and discussing the story.
- Benefits of reading out loud, even to classes made up of severely affected students:
 - Teaches students to sit quietly even when there isn't something for them to do. This is such an important life skill. We all have to spend time sitting and listening to someone we are not that interested in at some point.
 - Parents will LOVE you. Not only will they be excited their child is being exposed to age appropriate material, but you are teaching them how to sit quietly, which will hopefully transfer to home as well.
 - Even with your lowest level learners, you will have 1 or 2 that will truly enjoy the story.
- It can be a calming experience to sit and listen to the teacher read in a methodical way. For students who need more structure, place the number of post-it notes in front of him/her that corresponds to the number of pages you intend to read. Remove a post-it as you finish each page. The visual will help lessen their anxiety.
- You will find activity for most chapters. You will still have plenty to choose from and find those that fit best with your students.
- Differentiation:
 - For any activity, you can quickly differentiate for your lower level learners by using a color coding technique.
 - If sorting, outline each sorting category a certain color and then outline the corresponding pictures the same color.
 - Becomes a matching task.
- There are comprehension questions to accompany this unit. There are 10 questions for every part with 3 picture answer choices. You will find these (in color and BW) in a separate file.

Suggestions on how I found this activity worked best in my classroom are provided. I typically had 6-8 students with one adult assistant in the room with me.

Moon Over Manifest

for Special Education


By

Christa Joy

Special Needs for Special Kids



This entire novel unit comes in 2 separate files. One is completely in color and one is completely in black and white.



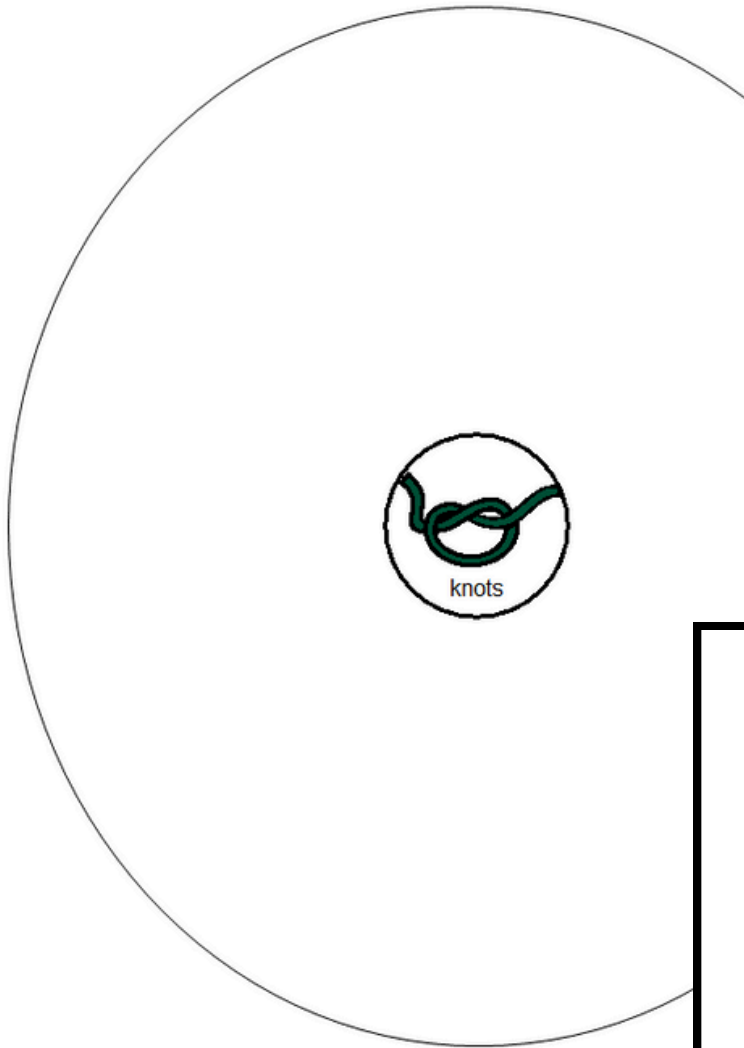
Story Board
discussions. Laminate
and for class
copy for each student.

Each unit comes with a vocabulary board.

Vocabulary boards are great for ALL students to assist with participation and engagement in group discussions.

Tips on how to use in the unit!!

What are some things that get knots?



errorless

Place the following in the circle map on the previous showing things that get knots.



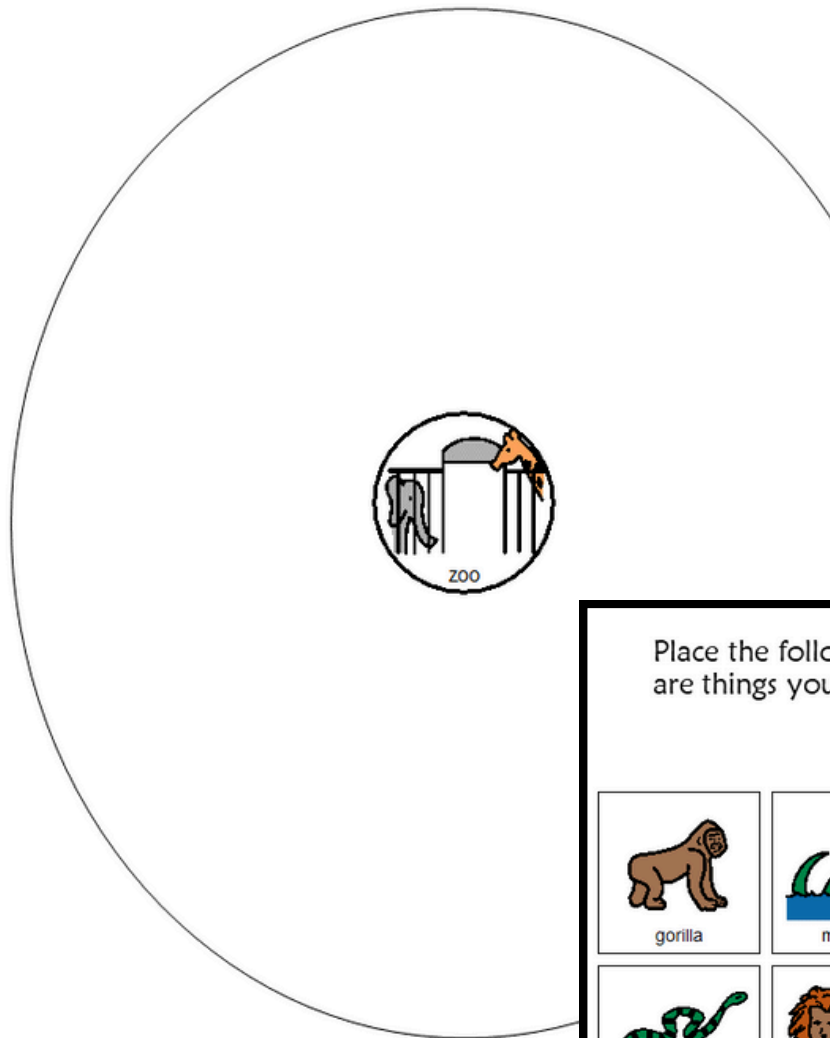
Place the following in the circle map on the previous page **ONLY IF** they are things that get knots.




Circle maps are one type of activity to go with the chapters.

Circle maps are a great way for students to see the big idea.

What are some things you would find in a zoo?



Place the following in the circle map showing some things that you would find in a zoo.



errorless

Place the following on the previous page **ONLY IF** they are things you would likely find in a zoo.



Each circle map comes with 2 choices:

An errorless option with only correct answers

An option that has wrong answers mixed in students will need to set aside.

Some people like to play sports. Some people like to play musical instruments. Sort the things on the next page into the correct column.











Sort the pictures into the correct column on the previous page. If you are not sure, place it on the middle line.

 piano	 baseball glove	 tennis racket	 bike	 flute
 harmonica	 goggles	 trumpet	 basketball	 baseball bat
 tambourine	 football	 soccer ball	 cello	 drum
 volleyball	 guitar	 hockey stick	 violin	 harp





Sorting activities are one type of activity to go with the chapters.

Directions on how to add differentiation are included.

Jinx and Shady were trying to find a replacement for the whiskey he owed the sheriff. Look at each item. What could you use in place of it that might taste similar?

 sugar	 cherries
 potato chips	 cookies
 cake	 oatmeal
 coffee	 apple

Match each item with that it could replace.

 grits	 pear	 tea	 grapes
 cupcake	 brownie	 honey	 pretzel

There are matching activities for some chapters.

Directions on how to add differentiation are included.

The best thing about home

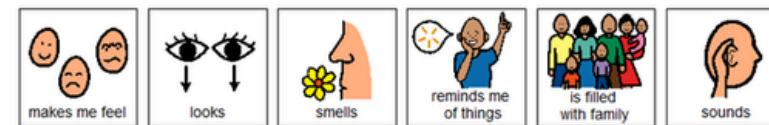
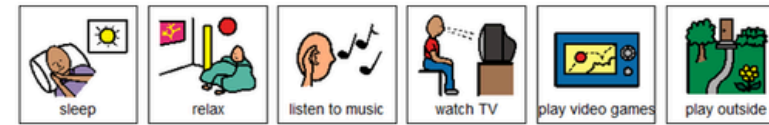
I home.

One thing I love about home lives there with me.

That is also where my is.

My favorite thing to do at home is .

The best part about home is the way it .



There are writing prompts for some chapters.

Students can choose from the pictures (making this an errorless activity) or write in their own answers.



What is your sign?




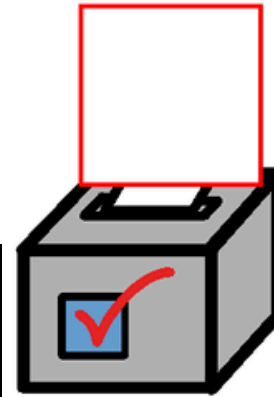
My birthday is:

My sign is:



Christa Joy, Special Needs for Special Kids
The Picture Communication Symbols ©1981-2018 by Tobii Dynavox. All Rights Reserved
Worldwide. Used with permission. Boardmaker® is a trademark of Tobii Dynavox

Time to vote!! Who do you think is in the coffin?



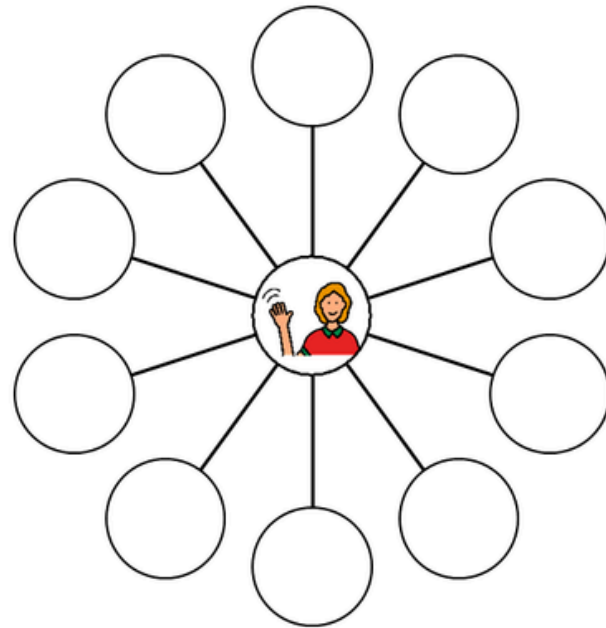
Special Needs for Special Kids The Picture Communication Symbols ©1981-2019 by
All Rights Reserved Worldwide. Used with permission. Boardmaker® is a
trademark of Tobii Dynavox 89

The girls wanted to match the handwriting from the contest entries to the note. Look at the words below and find the one that matches or look exactly the same. Be careful! Some of the words are the same.



Pgs. 295-315 Christa Joy, Special Needs for Special Kids
The Picture Communication Symbols ©1981-2018 by Tobii Dynavox. All Rights Reserved
Worldwide. Used with permission. Boardmaker® is a trademark of Tobii Dynavox 87

What are some different ways people say hello?



Christa Joy, Special Needs for Special Kids
The Picture Communication Symbols ©1981-2018 by Tobii Dynavox. All Rights Reserved
Worldwide. Used with permission. Boardmaker® is a trademark of Tobii Dynavox

Because there are so many activities, you can choose the ones that fit your students the best.

1. What did Jinx trade for his special bottle of glacial water?



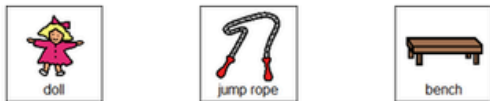
2. What did Jinx replace the paper in the outhouse with?



3. What will Abilene do for Miss Sadie in order to get her compass back?



4. What did Shady make for Abilene?




5. What did Lettie and Ruthanne make to show to Abilene?



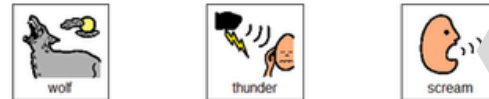
Christa Joy, Special Needs for Special Kids

The Picture Communication Symbols ©1981-2020 by Tobii Dynavox. All Rights Reserved Worldwide. Used with permission. Boardmaker® is a trademark of Tobii Dynavox

1. What did Abilene go hunting for with Lettie and Ruthanne?



2. What did the girls hear that distracted them from hunting?



3. Who did the girls see at the cabin in the woods?



4. Who did Abilene run into on her way to Miss Sadie's?



5. Does Abilene think the seeds she is planting will grow?



Christa Joy, Special Needs for Special Kids

The Picture Communication Symbols ©1981-2020 by Tobii Dynavox. All Rights Reserved Worldwide. Used with permission. Boardmaker® is a trademark of Tobii Dynavox

Each unit comes with comprehension questions.

There are 5 questions for every chapter. Each question has 3 picture choices. They are in color and black and white.

Answer key included!!



Still have questions?

Reach out at specialneedsforspecialkids@gmail.com

I will answer your question personally and promptly.

