

Special Ed

# MRS. FRISBY AND THE RATS OF NIMH



31 activities

chapter questions



Special Needs for Special Kids

These novel units are something I created and started using in my classroom. I had students with significant challenges and most were **non-readers**. They were the best thing I ever did, and my students LOVED them.



## Table of Contents

Worksheet pages	Activity	Chapter
5	Suggestions for use	
6	Story board	
7	Title and Author	
8-10	What do mice eat?	1: The Sickness of Timothy Frisby
11-12	Which medicine would be best?	2: Mr. Ages
13-15	Things that are shiny	3: The Crow and the Cat
16	Signs of Spring	4: Mr. Fitzgibbon's Plow
17	Find day 5 of the calendar	5: Five Days
18-19	Can you do me a favor?	6: A Favor from Jeremy
20-22	Birds that can fly	7: The Owl
23-24	In the lee	8: "Go to the Rats"
25-27	Things that make people worry	9: In the Rosebush
28-31	Keeping a secret	10: Brutus
32	Secrets ok to keep	10: Brutus
33-34	Help Mrs. Frisby find the rats	11: In the Library
35-36	Things that need electricity	12: Isabella
37-38	Things that are possible	13: A Powder for Dragon
39-40	At the marketplace	14: The Marketplace
41-43	Things in a laboratory	15: In the Cage
44-45	Get Nicodemus through the maze	16: The Maze
46-48	Spelling practice	17: A Lesson in Reading
49-50	Help Justin find his way out	18: The Air Ducts

## Table of Contents

Worksheet pages	Activity	Chapter
51-53	Perseverance	18: The Air Ducts
54-55	What is in each can?	19: The Boniface Estate
56	What does self-sufficient mean?	20: The Main Hall
57-59	Animals that live above or under ground	21: The Toy Tinker
60-61	Stealing or borrowing	22: Thorn Valley
62	What is temptation?	23: Captured
63-65	Ways to send a warning	24: Seven Dead Rats
66	Simple machines	25: Escape
67-69	What is ordinary look like?	26: At the Meeting
70-72	What does it mean to be brave?	27: The Doctor
73-74	My Happy Ending	Epilogue
75-77	Additional novel units	
78-79	Terms of use	

This novel unit has **31** different activities. There are one or more activities for each chapter. These activities are **NOT** comprehension-based. So, even if your students do not pay attention, they can still complete the activity.

Match what you think is in each can.



soup



tuna



peaches



peas



corn



tomatoes



beans



cherries

Match what you think is in each can.



soup



tuna



peaches



sweet peas



corn



tomatoes



beans



cherries

For example, the rats learn to read. They can read the labels to tell what is in each can. In this activity, students will look at a can and read the label to decide what is in it. There is a differentiated version that has picture symbols for more support.

# Suggestions for Use

- I made this unit to go along with the book, *Mrs. Frisby and the Rats of Nimh* by Robert C O'Brien.
- The thought is that you would be reading it aloud to your class at a rate of about 1 chapter per day.
- Be sure to give each student their own copy of the story board (pg. 6) to use while reading and discussing the story.
- Benefits of reading out loud, even to classes made up of severely affected students:
  - Teaches students to sit quietly even when there isn't something for them to do. This is such an important life skill. We all have to spend time sitting and listening to someone we are not that interested in at some point.
  - Parents will LOVE you. Not only will they be excited their child is being exposed to age appropriate material, but you are teaching them how to sit quietly, which will hopefully transfer to home as well.
  - Even with your lowest level learners, you will have 1 or 2 that will truly enjoy the story.
- It can be a calming experience to sit and listen to the teacher read in a methodical way. For students who need more structure, place the number of post-it notes in front of him/her that corresponds to the number of pages you intend to read. Remove a post-it as you finish each page. The visual will help lessen their anxiety.
- You will find activity for most chapters. You will still have plenty to choose from and find those that fit best with your students.
- Differentiation:
  - For any activity, you can quickly differentiate for your lower level learners by using a color coding technique.
  - If sorting, outline each sorting category a certain color and then outline the corresponding pictures the same color.
  - Becomes a matching task.
- There are comprehension questions to accompany this unit. There are 5 questions for every chapter with 3 picture answer choices. You will find these (in color and BW) in a separate file.

Suggestions on how I found this activity worked best in my classroom are provided. I typically had 6-8 students with one adult assistant in the room with me.

# Mrs. Frisby and the Rats of Nimh

## Novel Unit for Special Education

By  
Christa Joy  
Special Needs for Special Kids



*This entire novel unit  
comes in 2 separate files.  
One is completely in color  
and one is completely in  
black and white.*

Story Board : to use while reading and for class discussions. Laminate and make 1 copy for each student.




This unit comes with a vocabulary board.

Vocabulary boards are great for ALL students to assist with participation and engagement in group discussions.


Tips on how to use in the unit!!

Complete the circle map below with things mice eat.




Errorless version

Place the pictures in the circle map on the previous page showing things mice eat.



Place the pictures in the circle map on the previous page **ONLY** IF you think they are things mice eat.



There are circle maps in this unit. Circle maps are a great way for students to see a big idea.



ChristaJoy, Speci  
The Picture Communication Symbols ©1  
Worldwide. Used with permission. B


CH 1



What are some things you would find in a lab?

errorless

Place the following in the circle map on the previous page showing what was in a lab.



Place the following in the circle map on the previous page **ONLY IF** they would be found in a lab.

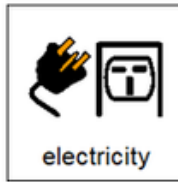


Each circle map comes with 2 choices:

An errorless option with only correct answers

An option that has wrong answers mixed in students will need to set aside.

The rats have electricity. What are some things you do and don't need electricity for?



electricity




not electricity

Cut out pictures below and sort into correct column on previous page. If you are not sure, place it on the middle line.


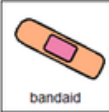




There are sorting activities.

Directions on how to add color coding or a separate differentiated version is included.



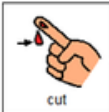




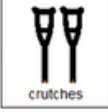
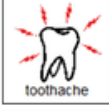







Mr. Ages has the perfect medicine for Timothy. Match the best medicine for each injury on the left.

 broken leg	 tissues
 cut	 bandaid
 cold	 dentist
 headache	 crutches
 toothache	 Pepto Bismol
 stomachache	 aspirin
 cough	 cough drops


differentiated

Mr. Ages has the perfect medicine for Timothy. Match the best medicine for each injury on the left.

 broken leg	 tissues
 cut	 bandaid
 cold	 dentist
 headache	 crutches
 toothache	 Pepto Bismol
 stomachache	 aspirin
 cough	 cough drops

There are matching activities.

Directions on how to add color coding or a separate differentiated version is included.



# My Happy Ending

I wrote a story. The end was really

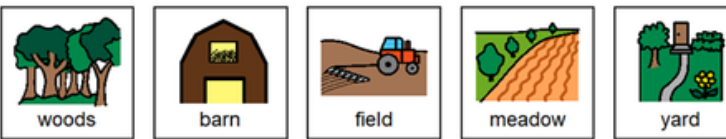
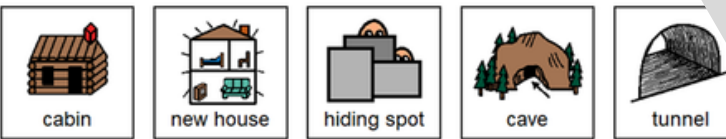
First, the

rescued the mice.


Then they helped the mice build a

They protected the mice from the

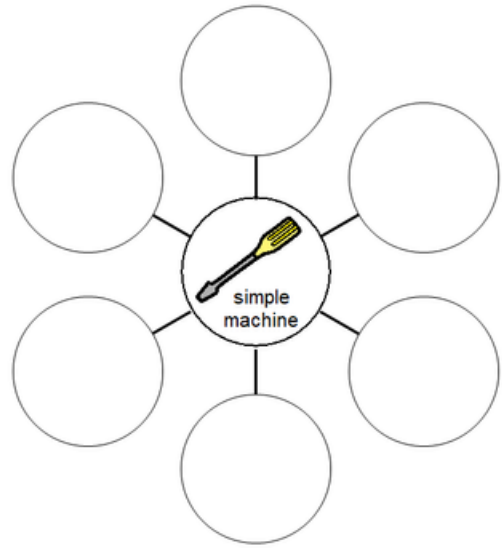
Everyone lived happily ever after in the



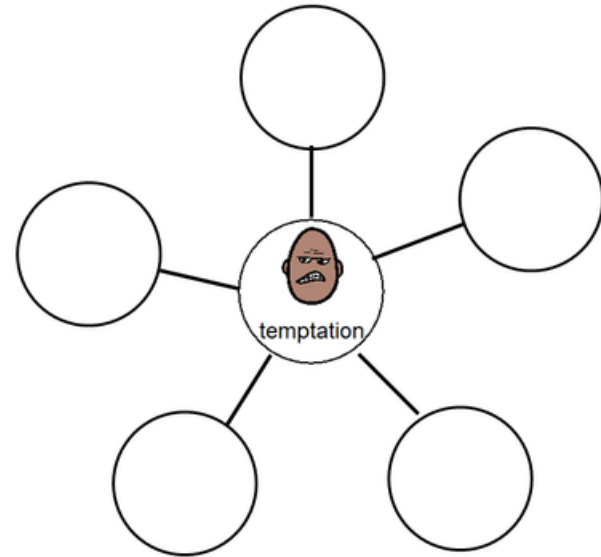
There are writing prompts. These are errorless activities that allow students to write a story independently.



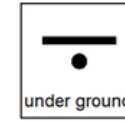
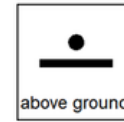
The rats use a pulley and rollers to move the cinderblock. These are simple machines. What are the main types of simple machines that people use everyday?



Nicodemus is worried if they do not destroy the machines, there will be too much temptation to return. What is does it mean to be tempted by something?



Which animals were live above or below the ground?



Because there are so many activities, you can choose the ones that fit your students the best.



Nicodemus does not want the rats to have to steal to live. What is the difference between borrowing something and stealing?



Sort each place in the correct column on the previous page. If you are not sure, put it on the middle line.



1. What do the Frisby's use as a house?



2. What did Mrs. Frisby find in the stump?



3. What is wrong with Timothy?



4. Were Mrs. Frisby's children happy to see the corn?



5. What does Timothy need?



1. How did Mrs. Frisby feel about riding on Jeremy's back?



2. What did Jeremy point out that looked like a giant snake?



3. Where did the old owl live?



4. Could the owl see Mrs. Frisby in the daylight?



5. Where did Mrs. Frisby go so the owl could see and talk to her?



This unit does come with comprehension questions. There are 5 questions for every chapter. Each question has 3 picture choices. They are in color and black and white.

Answer key included!!