

MOON OVER MANIFEST (FOR SPECIAL ED)

2011

Newberry Medal Winner

42 activities

5 questions/
20 pages



Special Needs for Special Kids



These novel units are something I created and started using in my classroom. I had students with significant challenges and most were **non-readers**. They were the best thing I ever did, and my students LOVED them.

Table of Contents

Worksheet pages	Title	Book Pages
6-7	Suggestions for use45-47	
8	Story board48	
9	Title and Author	
10	Reading a compass	1-22
11-13	What does a journalist do?	1-22
14-15	Rhyming word	1-22
16-18	Hospitality	1-22
19-21	Universal things at school	23-40
22-24	What is in the cigar box?	23-40

Table of Contents

Worksheet pages	Title	Chapter
48-49	Accident or on purpose	115-134
50	Safe vs dangerous choices	115-134
51	What do you find in the moonlight?	135-155
52-53	Gardening vs garage tools	135-155
54-55	What could you use instead?	156-176
56-57	I had a daydream	156-176
58-60	What is an immigrant?	177-197
61-62	Adult vs kid beverage	177-197
63-64	Safe vs dangerous jobs a soldier does	198-212
65-67	Ways to send a message	198-212
68	What does quarantine mean?	213-228
69-71	Things you would find in a lab	213-228
72-73	Homonyms	229-250
74-75	Similes	229-250
76-77	Help sick people find the elixir	251-270
78-79	Things that smell bad	251-270
80-82	Things planted in a garden	271-294
83-84	Greedy vs generous sorting	271-294
85-86	Remember when writing prompt	295-315

Christa Joy, Special Needs for Special Kids The Picture Communication Symbols ©1981-2018 by Tobii Dynavox. All Rights Reserved Worldwide. Used with permission. Boardmaker® is a trademark of Tobii Dynavox

Christa Joy, Special Needs for Special Kids The Picture Communication Symbols ©1981-2018 by Tobii Dynavox. All Rights Reserved Worldwide. Used with permission. Boardmaker® is a trademark of Tobii Dynavox

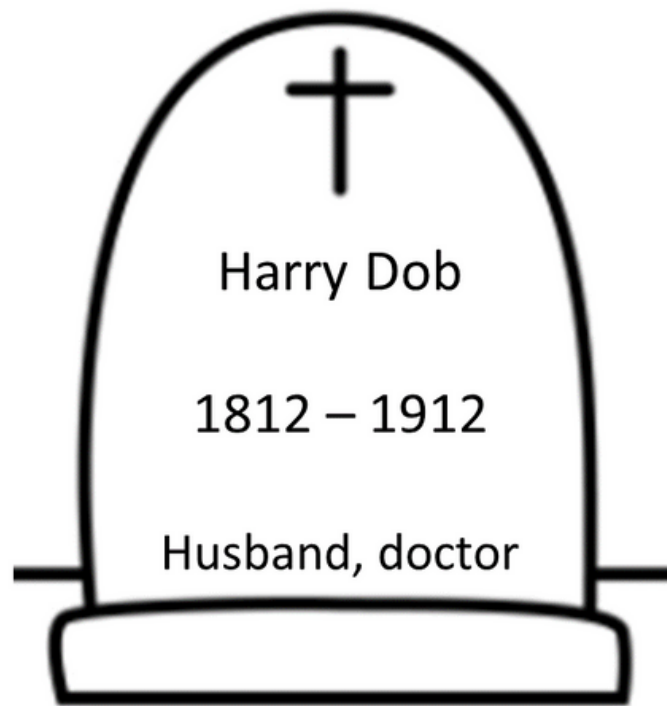
Table of Contents

Worksheet pages	Title	Chapter
87-88	Match the fonts	295-315
89	Vote: Who is in the coffin?	295-315
90-91	Good vs bad news	316-333
92-94	Fierce Love	316-333
95-96	The best thing about home	334-342
97-99	Characters from 1918, 1936, and both	334-342
100-102	Other Units	
103-1014	Terms of Use	

This novel unit has **42** different activities.

These activities are NOT comprehension-based. So, even if your students do not pay attention, they can still complete the activity.

Answer the questions on the next page about this tombstone.



Answer the following questions about the tombstone.

1. Who died?

Joey
Smith

Alice
Carrol

Harry
Dobb

2. When was Harry born?

1812

1912

2021

3. How old was Harry when he died?

10

100

50

4. Was Harry married?



5. What did Harry do for a living?



For example, in this activity students will look at a tombstone and answer the questions about it. It relates to the chapter but does not require comprehension of the material.

Suggestions for Use

- I made this unit to go along with the book, *Moon Over Manifest* by Clare Vanderpool.
- The thought is that you would be reading it aloud to your class at a rate of about 20 pages per day.
- Be sure to give each student their own copy of the story board (pg. 8) to use while reading and discussing the story.
- Benefits of reading out loud, even to classes made up of severely affected students:
 - Teaches students to sit quietly even when there isn't something for them to do. This is such an important life skill. We all have to spend time sitting and listening to someone we are not that interested in at some point.
 - Parents will LOVE you. Not only will they be excited their child is being exposed to age appropriate material, but you are teaching them how to sit quietly, which will hopefully transfer to home as well.
 - Even with your lowest level learners, you will have 1 or 2 that will truly enjoy the story.
 - It can be a calming experience to sit and listen to the teacher read in a methodical way.

Suggestions for Use

- For students who need more structure, place the number of post-it notes in front of him/her that corresponds to the number of pages you intend to read. Remove a post-it as you finish each page. The visual will help lessen their anxiety.
- You will find one or more activities for each chapter. You will still have plenty to choose from and find those that fit best with your students.
- Differentiation:
 - For any activity, you can quickly differentiate for your lower level learners by using a color coding technique.
 - If sorting, outline each sorting category a certain color and then outline the corresponding pictures the same color.
 - Becomes a matching task.
- There are comprehension questions to accompany this unit. There are 5 questions for each 20 page section with 3 picture answer choices. You will find these (in color and BW) in a separate file.
- For page number references, I used the book with the ISBN 978-0-385-73883-5

Suggestions on how I found this activity worked best in my classroom are provided. I typically had 6-8 students with one adult assistant in the room with me.

Moon Over Manifest

for Special Education

By
Christa Joy
Special Needs for Special Kids



This entire novel unit comes in 2 separate files. One is completely in color and one is completely in black and white.

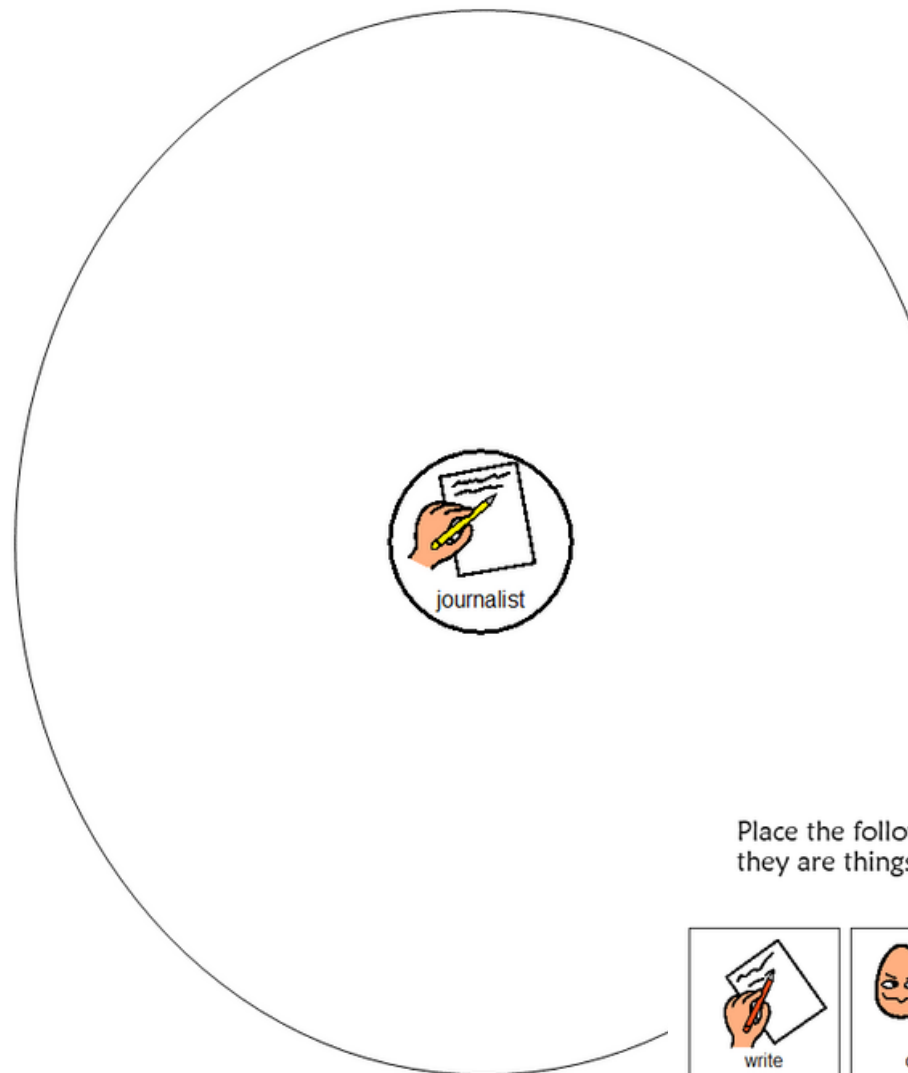


This unit comes with a vocabulary board.

Vocabulary boards are great for ALL students to assist with participation and engagement in group discussions.

Tips on how to use in the unit!!

What does a journalist do?




Place the following pictures in the circle map about journalists.



Place the following pictures in the circle map **ONLY IF** they are things about a journalist.



There are circle maps in this unit. Circle maps are a great way for students to see the big idea.



Both Shady Howard and Hattie Mae show Abilene a lot of hospitality. What does hospitality look like?



Place the following in the circle map showing what hospitality looks like.



Place the following on the previous page **ONLY** if you think they would be good examples of hospitality.



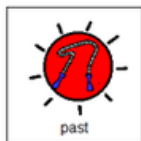
Each circle map comes with 2 choices:

An errorless option with only correct answers

An option that has wrong answers mixed in

students will need to set aside.

Things kids would play with are very different today than they were a long time ago. Sort the toys into the correct column. Some may go in both!




Sort the following pictures into the correct column on the previous page. If you think it could be both, place on the middle line.









 scooter	 blocks	 race car track	 jump rope
 slingshot	 light toy	 boomerang	 robot
 hula hoop	 karaoke	 skateboard	 frisbee

There are sorting activities.







Directions on how to add color coding for differentiation is included.




Jinx and Shady were trying to find a replacement for the whiskey he owed the sheriff. Look at each item. What could you use in place of it that might taste similar?

 sugar	 cherries
 potato chips	 cookies
 cake	 oatmeal
 coffee	 apple

Match each item with that it could replace.

 grits	 pear	 tea	 grapes
 cupcake	 brownie	 honey	 pretzel

There are matching activities. Directions on how to add color coding for differentiation is included.



I had a daydream

Yesterday, I had a daydream. It was

I lived in a

There were

in my daydream.

We went on a trip riding on a




There, we saw

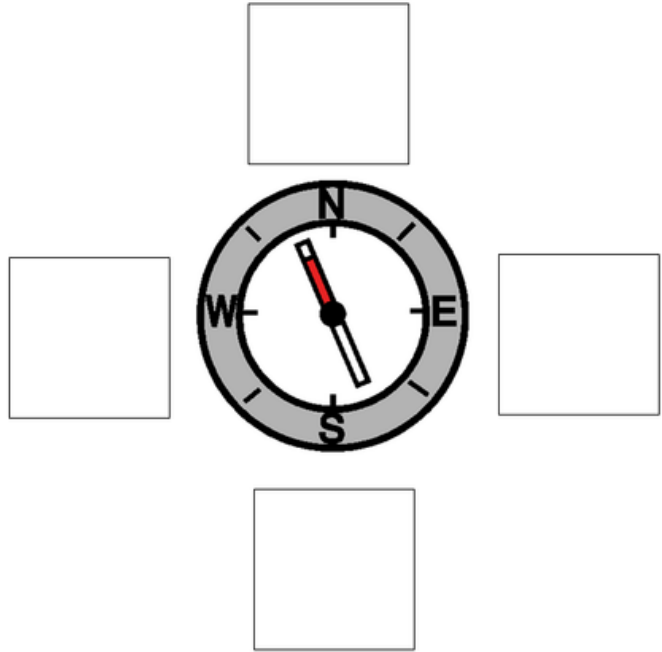


Christa Joy, Special Needs for Special Kids The
Picture Communication Symbols ©1981-
2018 by Tobii Dynavox, Inc. All Rights Reserved
Worldwide. Used with permission. Boardmaker is a trademark of
Tobii Dynavox.

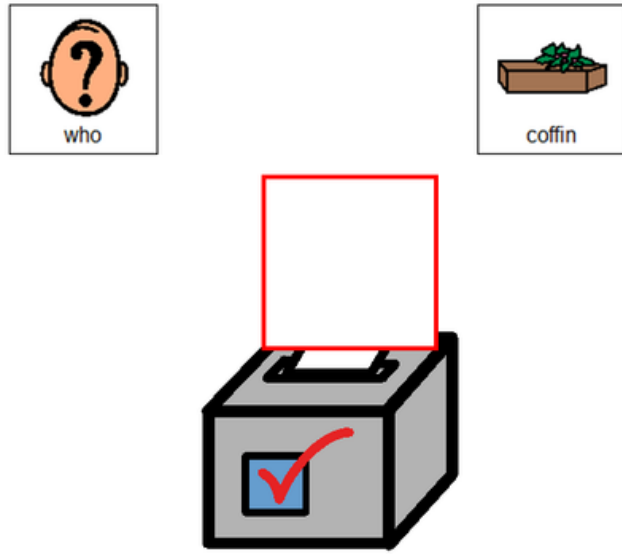
There are writing prompts. These are errorless activities that allow students to write a story independently.



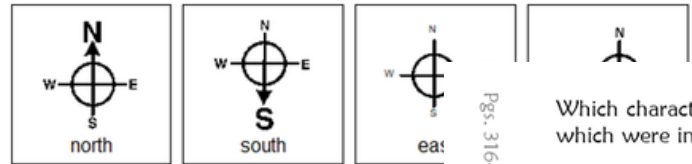
Place the correct direction in the boxes.




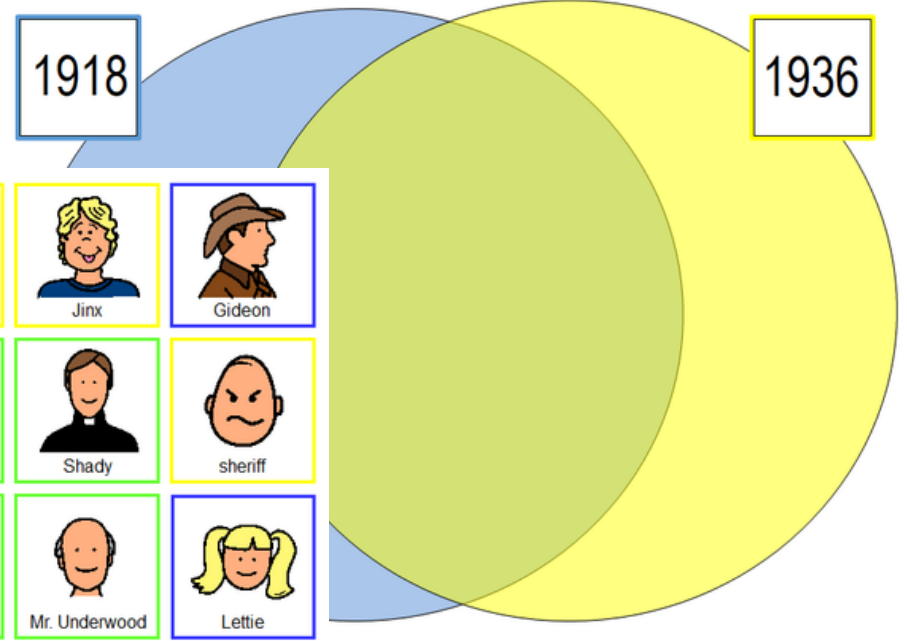
Time to vote!! Who do you think is in the coffin?



Because there are so many activities, you can choose the ones that fit your students the best.



Which characters were present in the past (1918), which were in the present (1936), and which were in both?



1. What did Jinx trade for his special bottle of glacial water?



2. What did Jinx replace the paper in the outhouse with?



3. What will Abilene do for Miss Sadie in order to get her compass back?




4. What did Shady make for Abilene?



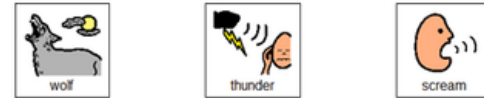
5. What did Lettie and Ruthanne make to show to Abilene?



1. What did Abilene go hunting for with Lettie and Ruthanne?



2. What did the girls hear that distracted them from hunting?




3. Who did the girls see at the cabin in the woods?



4. Who did Abilene run into on her way to Miss Sadie's?



5. Does Abilene think the seeds she is planting will grow?



This unit does come with comprehension questions. There are 5 questions for every 2 chapters. Each question has 3 picture choices. They are in color and black and white.

Answer key included!!



I realize there will be some students out there unable to do cutting activities. I have a blog post with ways to complete activities without a pair of scissors!!

[Click Here to read more!!](#)