

SPECIAL ED

THE MIDDLE EAST



INCLUDES GOOGLE SLIDES

This unit was created with this guy in mind. He has autism and an intellectual disability. He is a non-reader, has a very short attention span, and has a few foundational math skills. With some support, he is able to do this unit and enjoys the challenge. He is my tester!!



United States & the Middle East

By

Christa Joy

Special Needs for Special Kids



Christa Joy, Special Needs for Special Kids
The Picture Communication Symbols ©1981-2019 by Tobii Dynavox. All Rights Reserved
Worldwide. Used with permission. Boardmaker® is a trademark of Tobii Dynavox

Table of Contents

Pages	Activity
4-60	US and Middle East
61-63	Vocabulary board
64-74	Vocabulary cards
75-94	Vocabulary cut and paste
95-104	Circle maps
105-111	Timeline large cards
112-115	Timeline cut and paste
116-118	Map Activities
119-124	Venn Diagram
125-136	Sudoku puzzles
137-138	Word Search
139-146	Close worksheets
147-164	Assessment
165-166	Terms of Use

In separate pdfs you will find:

- *Lesson plan*
- *Voice recorded PowerPoint*
- *Directions and links to digital activities*

Christa Joy, Special Needs for Special Kids
The Picture Communication Symbols ©1981-2019 by Tobii Dynavox. All Rights Reserved
Worldwide. Used with permission. Boardmaker® is a trademark of Tobii Dynavox

This unit contains almost 200 pages of material and 38 google slides. I have included a detailed lesson plan to help you make the most of everything in this unit including how to add some group activities.

Middle East and the United States

Lesson Plan

Preparation

- Print out a vocabulary board for each student to use throughout unit
 - Laminate or place in page protector
- Book
 - Print out, laminate, and bind
 - OR your students can listen to the pre-recorded version
- Vocabulary cards
 - Print out a set of cards onto cardstock and laminate
 - Make one set for each student and also one for the teacher to use in I Spy games
- Print the large timeline cards on cardstock and laminate.
 - For additional ideas on how to use these, go to:
<https://specialneedsforspecialkids.org/2018/06/13/making-a-life-sized-timeline/>

Preassessment (do day 1 before starting lesson)

- Choose the form of the assessment that best fits the learning level of your students
- Give the assessment to assess what your students may already know
- I cannot emphasize enough how important this step is. If you want to see growth, this preassessment is so important!!

Teaching Tips

1. *Color Coding*: this is a really easy way to add more structure to a matching activity. Outline or color in an empty box or sorting label. Outline or color in the corresponding picture symbols the same colors. Becomes a color matching task.
 - a. For more info, read more here:
<https://specialneedsforspecialkids.org/2015/09/05/using-color-coding-for-differentiation/>
 - b. I also have a blog post on differentiating one activity 3 ways:
<https://specialneedsforspecialkids.org/2018/10/22/differentiating-1-activity-3-ways-easily-and-effectively/>
2. *Make you own copies of the activities*: Every day I review the activity we did yesterday. For that reason:

The lesson plans contain:

Overall tips for teaching
students with significant
needs

Quick Look

Day	Activity	Day	Activity
1	<ul style="list-style-type: none">• Book• Vocab cards activity• Circle map	7	<ul style="list-style-type: none">• Book• Vocab cards cut and paste
2	<ul style="list-style-type: none">• Book• Vocab cards activity• Circle Map	8	<ul style="list-style-type: none">• Book• Vocab cards cut and paste
3	<ul style="list-style-type: none">• Book• Vocab cards activity• Large Timeline cards	9	<ul style="list-style-type: none">• Book• Vocab cards activity• Vocabulary puzzle (sudoku and/or word search)
4	<ul style="list-style-type: none">• Book• Vocab cards activity• Timeline cut and paste	10	<ul style="list-style-type: none">• Book• Vocab cards activity• Close worksheet 1,2
5	<ul style="list-style-type: none">• Book• Vocab cards activity• Maps activity	11	<ul style="list-style-type: none">• Book• Vocab cards activity• Close worksheet 3
6	<ul style="list-style-type: none">• Book• Vocab cards activity• Venn Diagram	12	<ul style="list-style-type: none">• Book• Vocab cards activity• Close worksheet 4
		13	<ul style="list-style-type: none">• Assessment

The lesson plans contain:


A quick look at what you will do each day

Day 10

Activity	Notes	Materials
Read or listen to a recording of the book (10 minutes)	<ul style="list-style-type: none">• Read through the story, asking lots of questions• Continue to make connections between book and vocabulary board	<ul style="list-style-type: none">• Book• Vocabulary board
Vocabulary cards Bean Bag Toss (10 minutes)	<ul style="list-style-type: none">• Glue the cut apart symbols to the paper plates (one on each plate)• Arrange them around the room• Students toss the bean bag trying to get it to land on a paper plate• Students retrieve the paper plate and share the vocabulary card they retrieved	<ul style="list-style-type: none">• Vocabulary cards• Vocabulary cards cut apart• Small paper plates (you can also use pieces of construction paper)• Bean bags
Close worksheet #1 (10 minutes)	<ul style="list-style-type: none">• Complete the close worksheet #1 (General overview of the Middle East)• Use color coding as needed	<ul style="list-style-type: none">• Close worksheet• Scissors• Glue
Sharing (10 minutes)	<ul style="list-style-type: none">• Each student shares their finished close worksheet	<ul style="list-style-type: none">• Completed close worksheet• Communication devices

The lesson plans contain:

Detailed instructions on how that day's lesson should run



Christa Joy, Special Needs for Special Kids
 The Picture Communication Symbols ©1981–2018 by Tobii Dynavox. All Rights Reserved
 Worldwide. Used with permission. Boardmaker® is a trademark of Tobii Dynavox

This unit comes with a vocabulary board.

Vocabulary boards are great for ALL students to assist with participation and engagement in group discussions.

Tips on how to use in the unit!!

Some parts of the Middle East are extremely **arid** and may actually NEVER get any rain.



Christa Joy, Special Needs for Special Kids



There is a book with this unit using simple text and photos. It is 57 pages and is an overview of the Middle East, its traditions, history, and economy.

Saudi Arabia is the world's largest producer and **exporter** of oil in the world. Over 80% of the oil is found in the Middle East.



Christa Joy, Special Needs for Special Kids

- pdf version
- voice-recorded PPT
- mp4 movie format



Middle East

18 countries in Western Asia and Northern Africa.



Arab

Someone who either was born to someone who is Arab or someone who speaks Arabic language.



arid

Having little to no rain.



agriculture

Growing food and other plant products and then selling them.



Arab Spring

Time in 2010 when the people in the Middle East protested against the government and poor living conditions.



Cairo

Largest city in the Middle East and the capital of Egypt.



Islam

The main religion of the Middle East.



Muslims

People who follow the Islam religion. Most people in the Middle East are Muslim.



There are 20 vocabulary cards that come in color and black and white.

Included are suggestions for group activities to do with these each day.

Saudi Arabia

Country in the Middle East in Western Asia that has the majority of the world's oil.




abaya

Long cloak and head cover that women in Saudi Arabia wear.



exports

Things made in one country and sold to another.



wali

Male guardian of a woman in Saudi Arabia and is usually a father, brother, uncle or father.




Cut apart and match pictures with definition.



Christa Joy, Special Needs for Special Kids
The Picture Communication Symbols ©1991-2019 by Tobii Dynavox. All Rights Reserved
Worldwide. Used with permission. Boardmaker® is a trademark of Tobii Dynavox

There is a cut and paste activity where students will match either the picture to the definition (easier) or the definition to the picture (harder).



oil



OPEC



embargo




Chemical weapons



Weapons that contain a dangerous gas or liquid and is used to hurt people during times of war.	Someone who either was born to someone who is Arab or someone who speaks Arabic language.
Growing food and other plant products and then selling them.	10 year war where the US was fighting against terrorism in the Middle East.
Organization made up of some of the biggest oil producing countries in the world.	People who follow the Islam religion. Most people in the Middle East are Muslim.
The main religion of the Middle East.	Male guardian of a woman in Saudi Arabia and is usually a father, brother, uncle or father.
Time in 2010 when the people in the Middle East protested against the government and poor living conditions.	Using violence against civilians for political or religious reasons.

Errorless version

Cut apart pictures and place in circle map about the relationship between the US and the Middle East.




Cut apart pictures and place in circle map **ONLY IF** they relate to the relationship between the US and the Middle East.




Christa Ji
The Picture Communication Sym
Worldwide. Used with permi

There are 2 circle maps in this unit. One covers general facts about the Middle East covered in the book.

Circle maps are a great way for students to see the concept at a glance.





Cut apart pictures and place in circle map about things relating to the oil industry in the Middle East.




Cut apart pictures and place in circle map **ONLY IF** they are things that relate to oil industry in the Middle East.



Then there is one circle map specific to the oil industry.

Each circle map has 2 versions:

- One is errorless
- One has wrong answers mixed in students will have to set aside



ChristaJoy, Special Needs for Special K
The Picture Communication Symbols ©1981-2019 by Tobii Dy
Worldwide. Used with permission. Boardmaker® is a trad



1973

OPEC Oil Crisis

People wait in long lines for gas.




Christa Joy, Special Needs for Special Kids
The Picture Communication Symbols ©1981-2019 by Tobii Dynavox. All Rights Reserved
Worldwide. Used with permission. Boardmaker® is a trademark of Tobii Dynavox



1980-1988

Iran-Iraq War

Long and deadly war over the right to oil. Many chemical weapons used.



Christa Joy, Special Needs for Special Kids
The Picture Communication Symbols ©1981-2019 by Tobii Dynavox. All Rights Reserved
Worldwide. Used with permission. Boardmaker® is a trademark of Tobii Dynavox



1990

Persian Gulf War

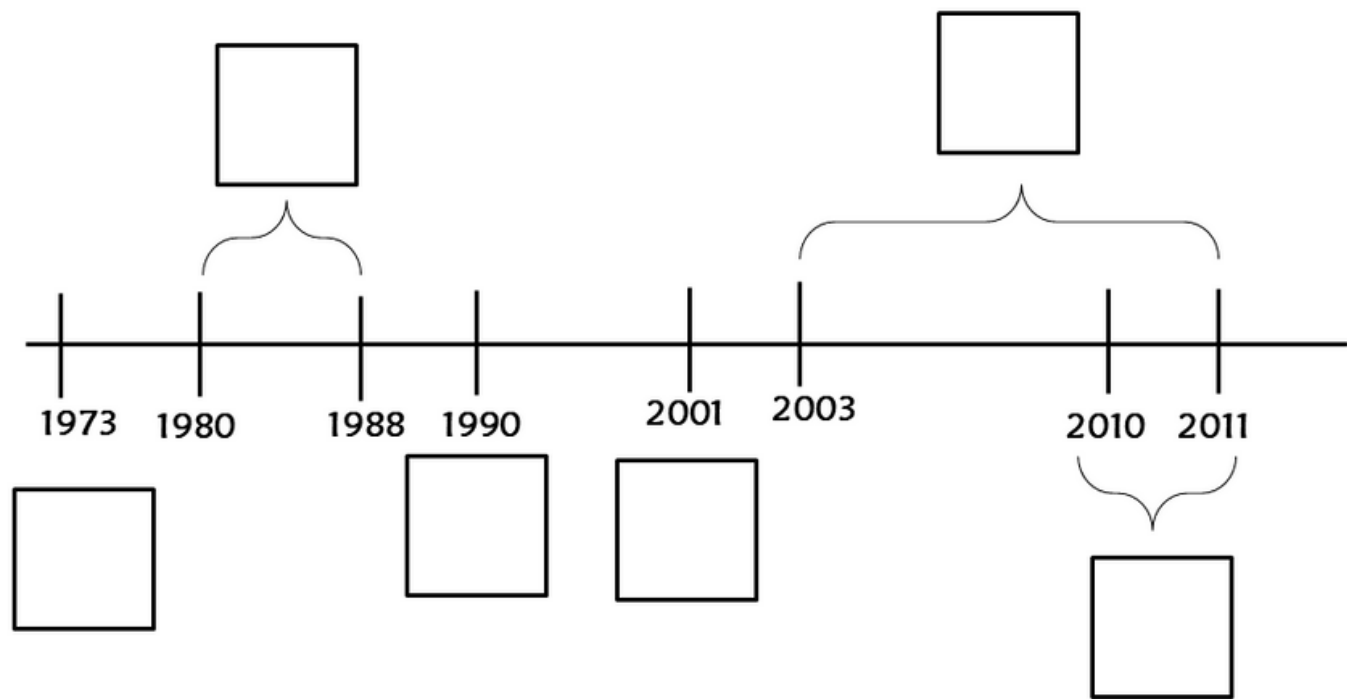
US comes in to protect Kuwait against Saddam Hussein.



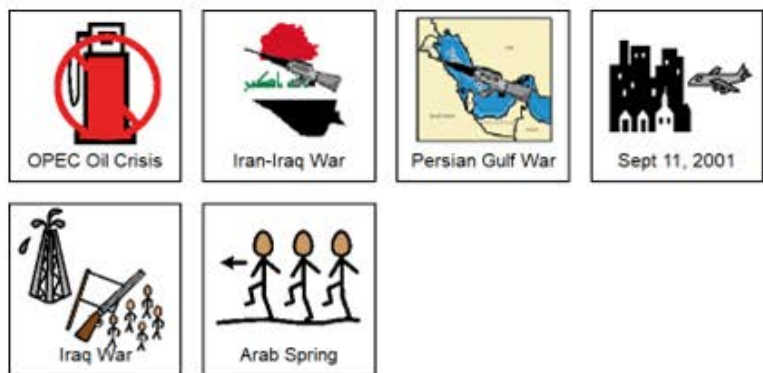
Christa Joy, Special Needs for Special Kids
The Picture Communication Symbols ©1981-2019 by Tobii Dynavox. All Rights Reserved
Worldwide. Used with permission. Boardmaker® is a trademark of Tobii Dynavox

There are 6 large timeline cards to use in a group activity. There are directions on how to use these to cover some of the main events in the relationship between the US and the Middle East.

Timeline




Timeline symbols



There is a cut and paste version of this timeline as well.

Suggestions for differentiation are included.

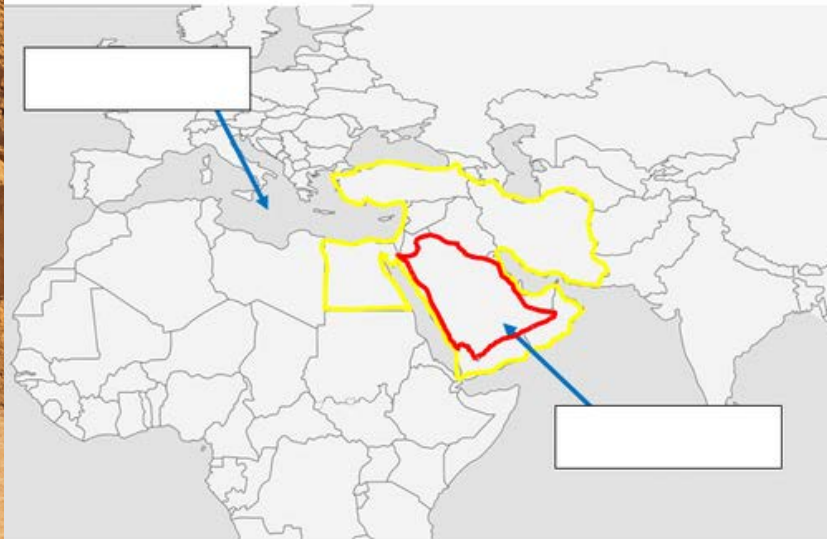


Trace and color in the Middle East countries.



Christa Joy, Special Needs for Special Kids
The Picture Communication Symbols ©1981-2019 by Tobii Dynavox. All Rights Reserved Worldwide.
Used with permission. Boardmaker® is a trademark of Tobii Dynavox

Trace and color in the Middle East countries. Label and color in Saudi Arabia red. Label the Mediterranean Sea.



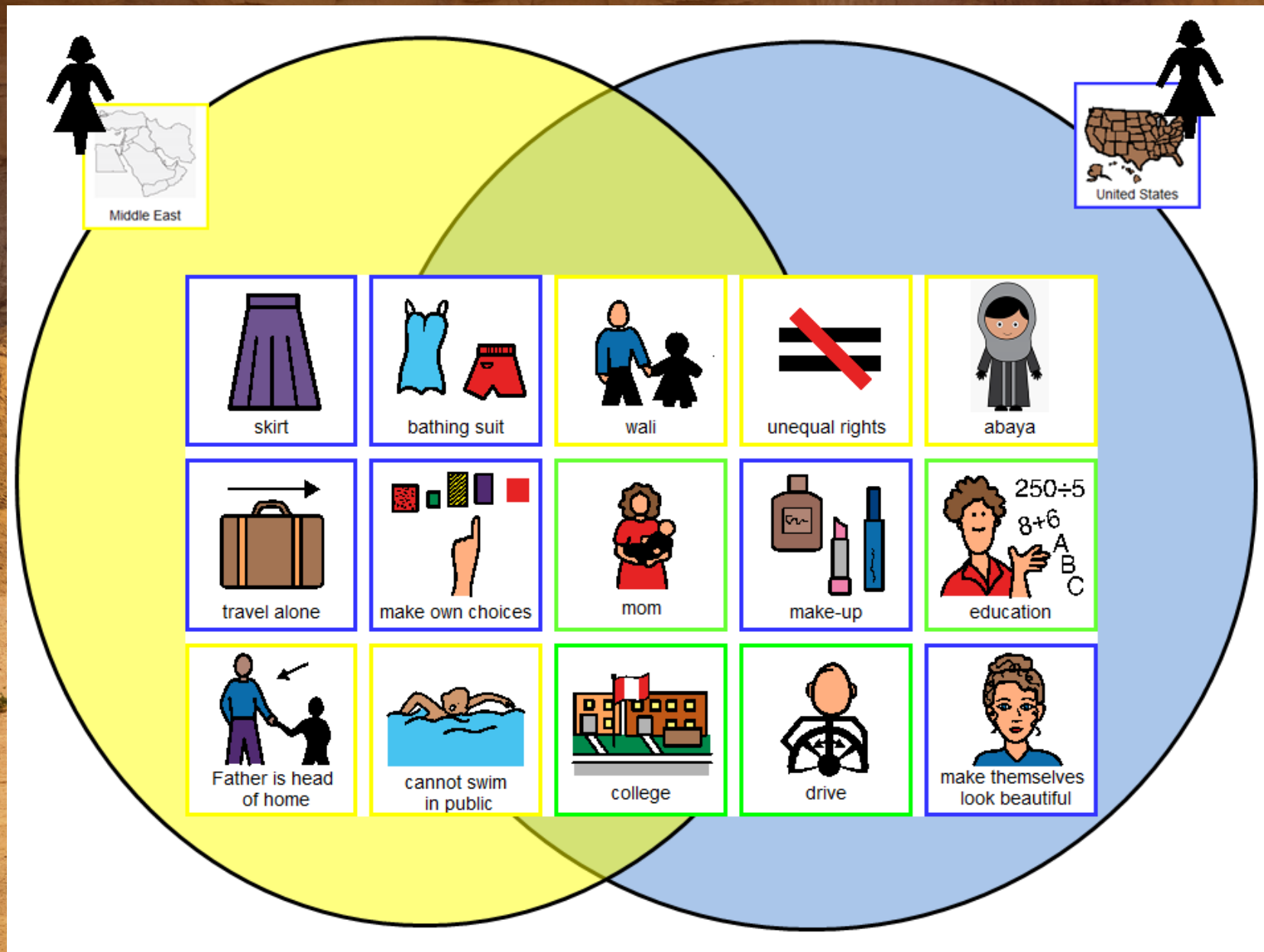
Mediterranean Sea

Saudi Arabia


Christa Joy, Special Needs for Special Kids
The Picture Communication Symbols ©1981-2019 by Tobii Dynavox. All Rights Reserved Worldwide.
Used with permission. Boardmaker® is a trademark of Tobii Dynavox

There is an activity where students will find the countries in the Middle East on a map and color them in.



















There is a Venn diagram comparing women in the Middle East and in the US. There is a color-coded option included (shown here) for students who need more support.












Middle East








	 Arab	 embargo			
 Arab Spring	 Saudi Arabia	 oil			 embargo
 Saudi Arabia				 abaya	 Arab Spring
 Arab	 Arab Spring			 embargo	
 oil		 abaya			

Christa Joy, Special
The Picture Communication Symbols ©1981
Worldwide. Used with permission. Boardmaker

Place the following images in the empty squares on the previous page, completing the sudoku puzzle.

 Muslim	 Muslim	 Saudi Arabia	 oil	 abaya
 Saudi Arabia	 Saudi Arabia	 abaya	 abaya	

Middle East

 Saudi Arabia	 oil		
		 oil	
		 abaya	 Muslim
 Muslim			 oil

Special Needs for Special Kids
©1981-2019 by Tobii Dynavox. All Rights Reserved
Boardmaker® is a trademark of Tobii Dynavox

There is a Sudoku puzzle in this unit as well. This is a great way to work with the new vocabulary!!

There are 2 versions (6x6 and 4x4) plus answer keys.



Middle East

W B W E X P O R T T V L
I S L A M M U S L I M O
A G R I C U L T U R E W
X J Z E M B A R G O O A
A R A B S P R I N G I L
O P E C A B A Y A T L I
S A U D I A R A B I A Z
G C A I R O A R I D L M

Find the following words in the puzzle.
Words are hidden → and ↓ .

ABAYA	CAIRO	OIL
SAUDI ARABIA	EMBARGO	OPEC
ARAB	EXPORT	AGRICULTURE
ARAB SPRING	ISLAM	WALI
ARID	MUSLIM	

Middle East

W B W E X P O R T T V
I S L A M M U S L I
A G R I C U L T U R
X J Z E M B A R G
A R A B S P R I N
O P E C A B A Y A
S A U D I A R A B I
G C A I R O A R I D L

Find the following words in the puzzle.
Words are hidden → and ↓ .

ABAYA	CAIRO	OIL
SAUDI ARABIA	EMBARGO	OPEC
ARAB	EXPORT	AGRICULTURE
ARAB SPRING	ISLAM	WALI
ARID	MUSLIM	

There is also a word search to work with vocabulary. If your students cannot do a word search, have them highlight the words on the answer key.



Relationship with the Middle East

1. Our relationship with the Middle East has centered around .
2. The main population of the Middle East are .
3. The Middle East is where of the religions were born.
4. Most in the Middle East are and follow the religion of Islam.
5. The climate in the Middle East is mainly and .



Christa Joy, Special Needs for Special Kids
The Picture Communication Symbols ©1981-2019 by Tobii Dynavox.
Worldwide. Used with permission. Boardmaker® is a trademark.


Oil

1. is the main exporter of oil in the world.
2. The United States gets of its oil from the Middle East.
3. The rights to oil has been the cause of several in the Middle East.
4. The Oil Crisis was a scary time for the United States.
5. Because the oil supply is a limited resources, we ALL need to look for sources of energy.



Women in the Middle East

1. Women in the Middle East do not have rights like women here in the US.
2. They wear an abaya to hide their .
3. Until very recently, women in the Middle East could not .
4. All women must have a wali with them when they .
5. Their wali also helps them make all .


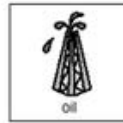
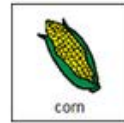


Close worksheets are a great informal assessment. There are 4 worksheets. 2 are a general overview, 1 reviews the oil industry, and one is on women in the Middle East.


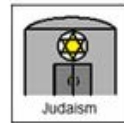
Answer key included.



1. The United States is very dependent on the Middle East for:



2. The main religion in the Middle East is:



3. This country produces MOST of the oil in the world:



4. During the OPEC oil crisis, gas was hard to find due to an:



5. This was a short war where the US went to protect the smaller country of Kuwait:



FINALLY the assessment!!
There are 3 versions. This version has 10 questions with 3 picture choices for each question.



Answer key included.

Print onto cardstock or mount on index cards. Cut pictures apart and show student answer choices for each question.

Q 3



Q 4



With this version, you cut out the answer choices and glue them on index cards. Ask the student the question, and they point to the correct answer.

1. The United States is very dependent on the Middle East for:
 - A. Corn
 - B. Oil
 - C. Rice
2. The main religion in the Middle East is:
 - A. Judaism
 - B. Christianity
 - C. Islam
3. This country produces MOST of the oil in the world:
 - A. Saudi Arabia
 - B. Germany
 - C. United States
4. During the OPEC oil crisis, gas was hard to find due to an:
 - A. Embargo
 - B. No more oil
 - C. Lost supply
5. This was a short war where the US went to protect the smaller country of Kuwait:
 - A. Civil War
 - B. Persian Gulf War
 - C. Revolutionary War
6. The climate in the Middle East is mainly:
 - A. Arid
 - B. Wet
 - C. Freezing

This is your traditional multiple choice version. It can also be used as a recording sheet if your students are using the version with index cards.

Watch the movie
on the US and
the Middle East

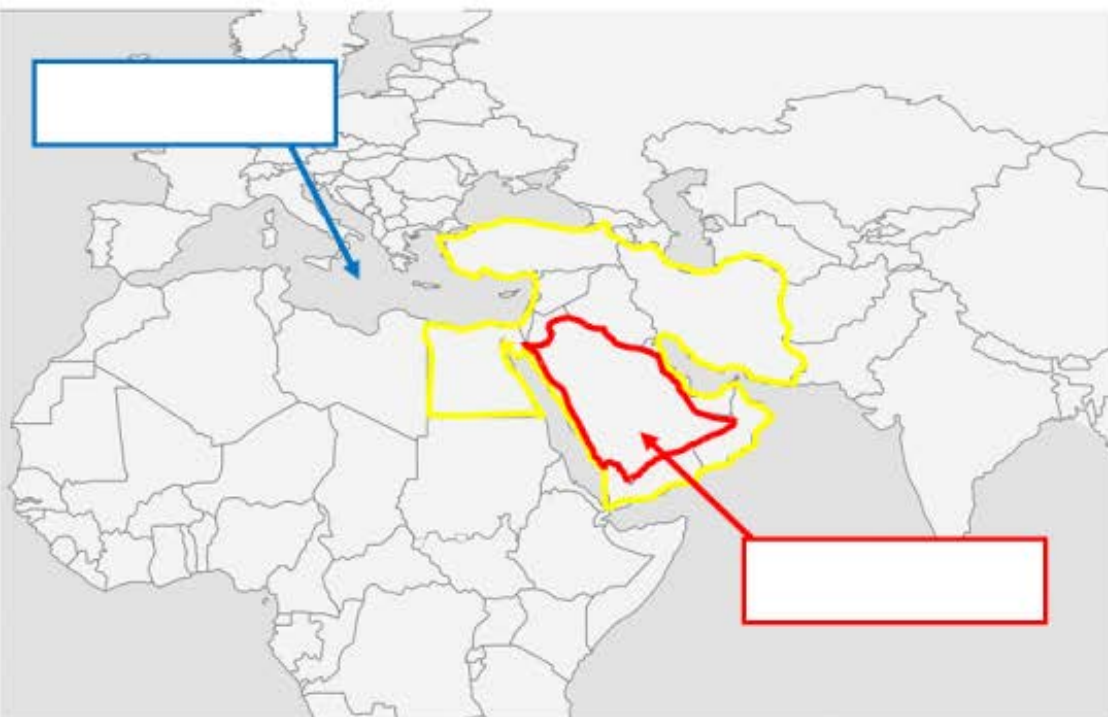
The United States & the Middle East

A Misunderstood
Culture Rich in Oil

By
Christa
Joy

This unit also has
digital activities.
There is a movie
version of the books
students can listen to
read aloud.

1. Cover the Middle East countries with yellow.
2. Cover Saudi Arabia with red and label it.
3. Label the Mediterranean Sea.

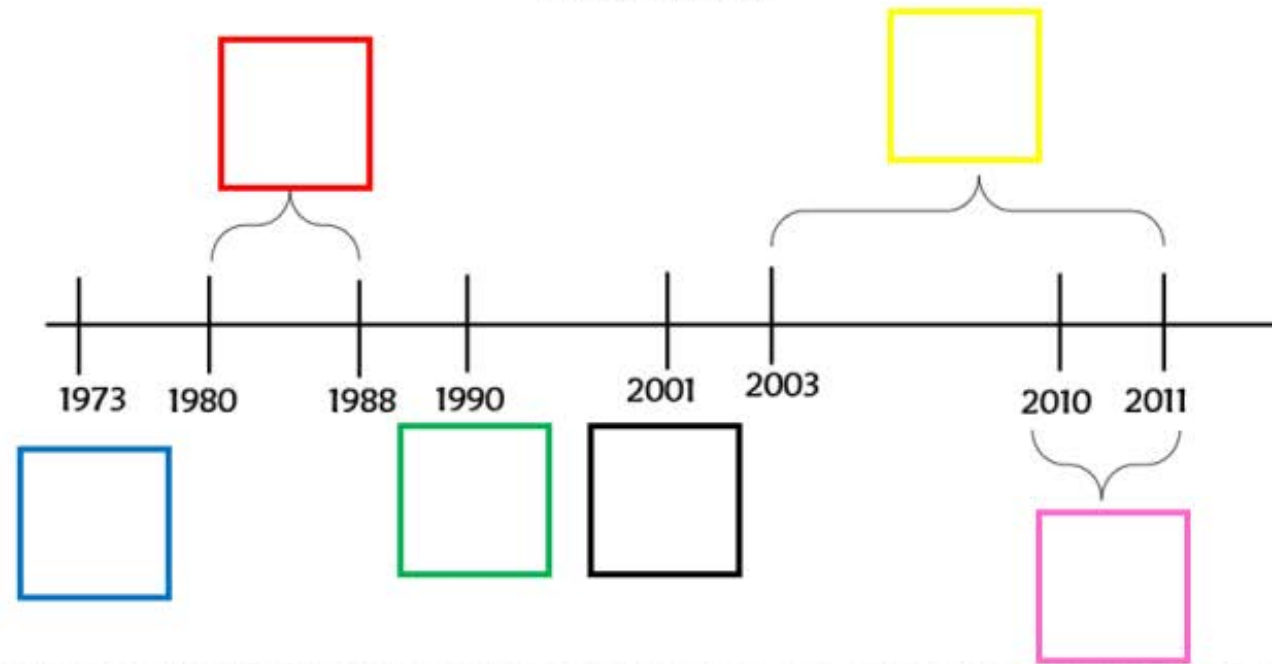


Mediterranean Sea

Saudi Arabia

The digital activities have students click and drag their answers. There are 2 sets of 19 slides.

Timeline



Place the events on the timeline showing the main interactions between the US and the Middle East.



OPEC Oil Crisis



Iran-Iraq War



Persian Gulf War



Sept 11, 2001



Iraq War



Arab Spring

Christa Joy, Special Needs for Special Kids

The Picture Communication Symbols ©1981-2019 by Tobii Dynavox. All Rights Reserved Worldwide. Used with permission. Boardmaker® is a trademark of Tobii Dynavox

The second set of slides is differentiated using color.



I realize there will be some students out there unable to do cutting activities. I have a blog post with ways to complete activities without a pair of scissors!!

All of the activities (except the book) come in color and black and white.

[Click Here to read more!!](#)