



**Maniac Magee  
Novel Unit  
(for special ed)**

**46 activities**

**35 comprehension  
questions**





These novel units are something I created and started using in my classroom. I had students with significant challenges and most were **non-readers** (like my little guy). They were the best thing I ever did, and my students LOVED them.

## Table of Contents

Worksheet pages	Title	Chapter
6-7	Suggestions for use	
8	Story board	
9	Title and Author	
10	Finding all the doubles	1
11	Jeffrey's path through PA	2
12-13	Borrowing vs Stealing	3
14-15	One or two hands	4
16-17	Things that make me scared	5
18	Spaghetti every third night	6
19	Which does not belong	7
20-21	Nicknames	8
22	Running on the rail	9
23-24	Good vs Foolish choices	10
25-26	What to do if you are bullied	11
27-29	What makes a family	12
30-32	Chores	13
33-35	Things Maniac loves about his new life	14
36	Choose the best word	15

## Table of Contents

Worksheet pages	Title	Ch
37	Reading emotions/faces	
38-40	Ways to stay cool when it is hot	
41-42	Things Maniac experiences on the run vs home	
43-45	Things that can get in a knot	
46-48	What does perseverance look like?	
49-51	Things in Encyclopedia A	
52-54	Things you would find in a zoo	
55	How many krimpets are there?	
56-57	Questions vs statements	24
58-59	My Dream Job	25
60-62	Comparing Maniac and Grayson	26
63-64	Sorting vowels and consonants	27
65-66	Times you would shout "Amen"	28
67-68	My Thanksgiving tradition	29
69-71	Christmas circle map	30
72-73	The Best gift Ever	31
74-76	Things at a funeral	32
77	Being alone	33

This novel unit has **46 different activities**. There is **1 activity** for each chapter that is **NOT** comprehension based. So, even if your students do not pay attention, they can still complete the activity.

The Pickwells have spaghetti every 3 day. Look at the calendar below. Place a picture of spaghetti every third day.

Sunday	Monday	Tuesday	Wednesday	Thursday	Friday	Saturday
			1 	2	3	4 
5	6	7	8	9	10	11
12	13	14	15	16	17	18
19	20	21	22	23	24	25
26	27	28	29	30	31	



For example, the Pickwells have spaghetti every third night. In this activity, students will glue a pictures of spaghetti to show when the Pickwells eat it.

## Suggestions for Use

- I made this unit to go along with the book, *Maniac Magee*, by Jerry Spinelli
- The thought is that you would be reading it aloud to your class at a rate of about 1 chapter per day.
- Be sure to give each student their own copy of the story board (pg. 8) to use while reading and discussing the story.
- Benefits of reading out loud, even to classes made up of severely affected students:
  - Teaches students to sit quietly even when there isn't something for them to do. This is such an important life skill. We all have to spend time sitting and listening to someone we are not that interested in at some point.
  - Parents will LOVE you. Not only will they be excited their child is being exposed to age appropriate material, but you are teaching them how to sit quietly, which will hopefully transfer to home as well.
  - Even with your lowest level learners, you will have 1 or 2 that will truly enjoy the story.
  - It can be a calming experience to sit and listen to the teacher read in a methodical way.

Suggestions on how I found this activity worked best in my classroom are provided. I typically had 6-8 students in grades K-5 with one adult assistant in the room with me.

# Maniac Magee

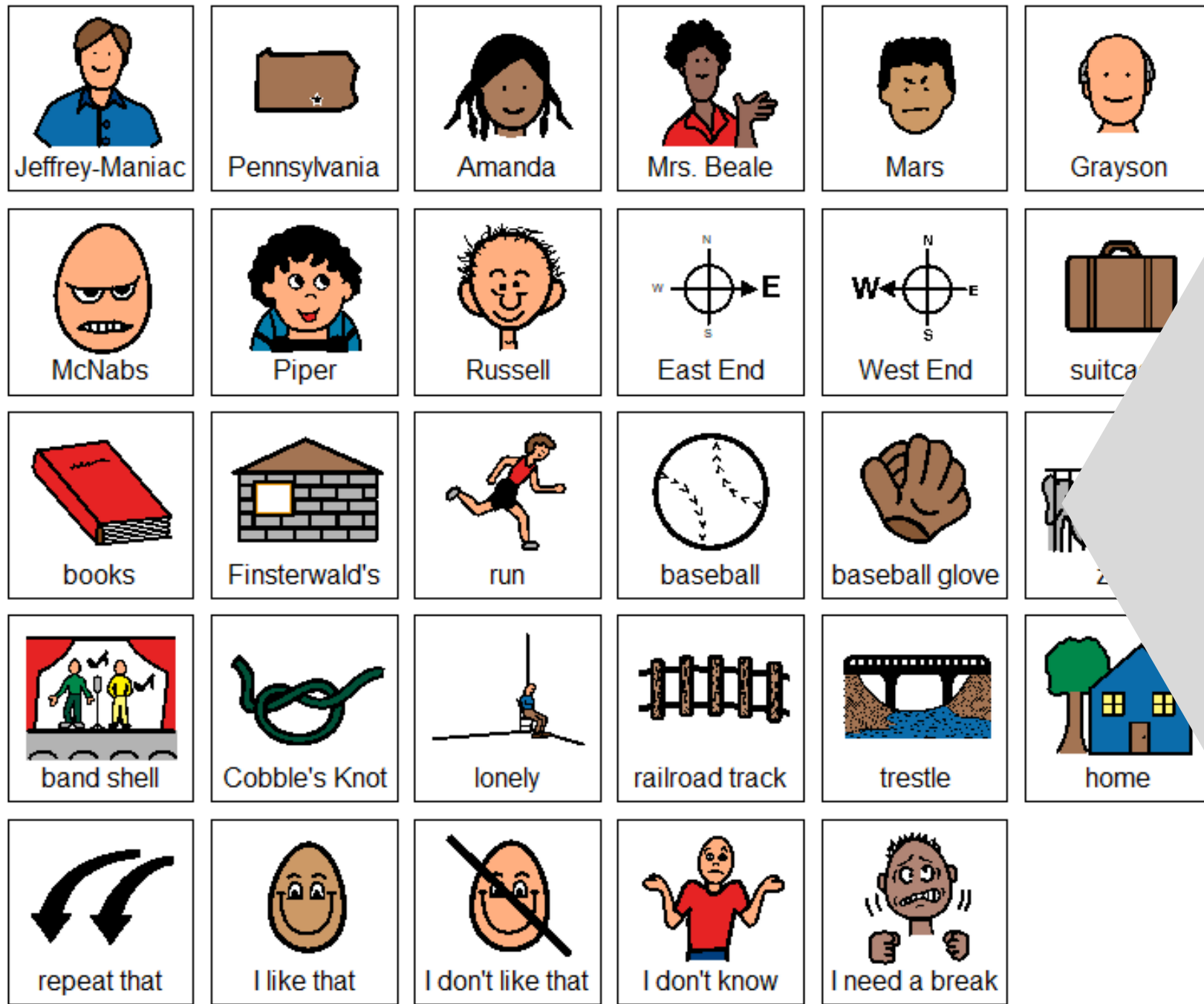
## Novel Unit

for Special Education

By  
Christa Joy  
Special Needs for Special Kids



*This entire novel unit comes in 2 separate files. One is completely in color and one is completely in black and white.*



This unit comes with a vocabulary board.


Vocabulary boards are great for ALL students to assist with participation and engagement in group discussions.

Tips on how to use in the unit!!

What are some things you would find in Amanda's Encyclopedia on the Letter A?


There are circle maps in this unit. Although some do not use actual circle.

Circle maps are a great way for students to see the big idea.





What are some things that get knots?

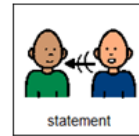
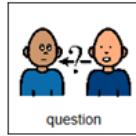


Each circle map comes with 2 choices:

An errorless option with only correct answers

An option that has wrong answers mixed in students will need to set aside.

Grayson asks Maniac a lot of questions about his life in East Bend. Look at the pictures on the next page and sort them into those that are questions and those that are just statements.



--	--

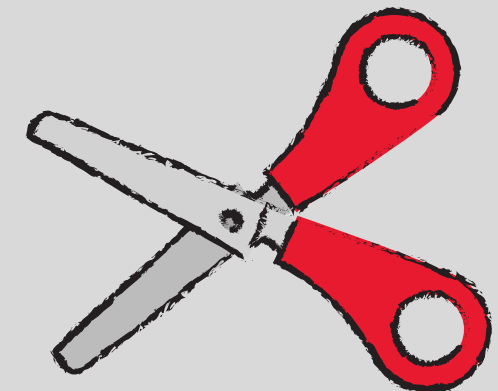


There are sorting activities.

Sort the following people into those you think are questions versus statements. If you are not sure, put it on the middle line.

<p>Where are you going?</p>	<p>I am thirsty.</p>	<p>What game do you want to play?</p>	<p>I am happy.</p>	<p>What's your name?</p>
<p>I want a puppy.</p>	<p>Why are you leaving?</p>	<p>I live in the city.</p>	<p>Guess who?</p>	<p>Let's go home.</p>
<p>What's that?</p>	<p>I see you're busy.</p>	<p>When will I see you?</p>	<p>I am angry.</p>	<p>What do you want to eat?</p>

Directions on how to add color coding for differentiation is included.



Maniac gives Piper a compass for his birthday. Using the compass, determine which one is north, south, east and west of Piper.



Canada



Pickwell family



Piper



Beale family



Mexico

NORTH N	
------------	--


EAST E	
-----------	--

SOUTH S	
------------	--

WEST W	
-----------	--



Beale family



Pickwell family




Mexico



Canada

There are matching activities.

Directions on how to add color coding for differentiation is included.



# The best thing about home

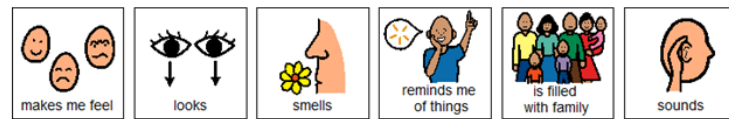
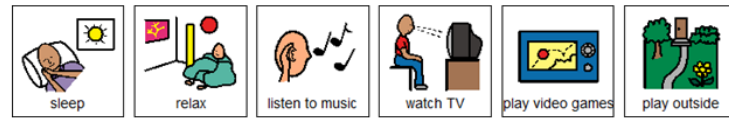

I  home.

One thing I love about home  lives there with me.


That is also where my  is.

My favorite thing to do at home is .

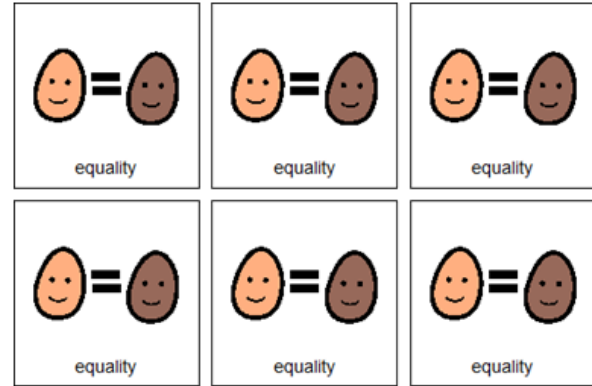
The best part about home is the way it .



There are several writing prompts in this unit. This is an **errorless** activity that allows students to write their own story and share it with the class.




# Equality



We are all equal.




Boys and girls are equal.



People with different color skin are equal.



People born in different places are equal.



Whatever your beliefs/religion we are equal.

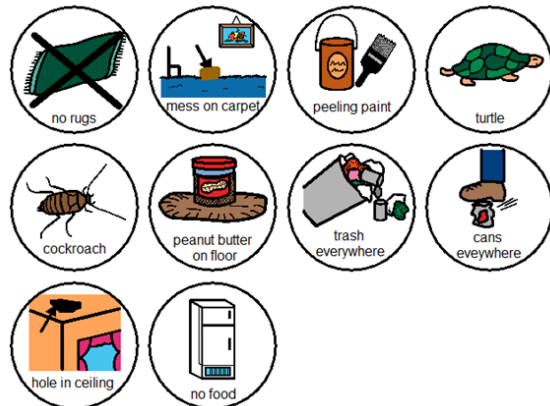



Everyone deserves to be treated as an equal.

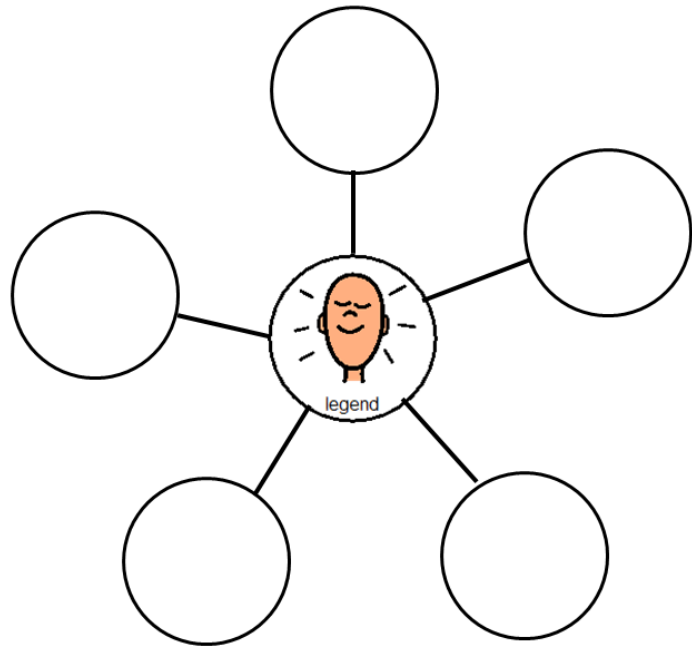


Because there are so many activities, you can choose the ones that fit your students the best.

The McNab home is not like any other Maniac has seen before. What are some things he found in the home?



What are some things that made Maniac a legend?



Trace the path Jeffrey ran through Pennsylvania.



Look at the scene below. Circle all the things you see 2 of.




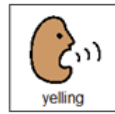
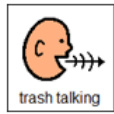
- Cobble's Knot
- barefoot through dump
- beat the train
- kissed a buffalo
- reached a hole by cre

Piper and Russel are often doing things that are not safe. Color in those things you think are **safe choices green** and those that are **not safe choices red**.

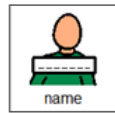


- |                   |                             |                    |                      |                |
|-------------------|-----------------------------|--------------------|----------------------|----------------|
| play with matches | wear a bike helmet          | play on tracks     | listen to directions | hit others     |
| run with scissors | look before crossing street | clean up           | play in the street   | use sidewalk   |
| use a pot holder  | hide in the trunk           | do not touch       | lifeguard            | poke a beehive |
| throw rocks       | wear seat belt              | play with a friend | follow the rules     | chase a bear   |

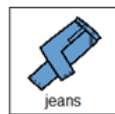

11. Why did Mrs. Beale hit Maniac?



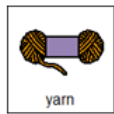
12. What was Maniac blind to?



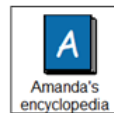
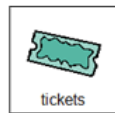
13. What makes Maniac different from everyone else in the neighborhood?



14. What did Maniac untie?



15. What got torn up and made into confetti?



Chapter references for each question

Question	Chapter
1	1
2	1
3	2
4	3
5	5
6	7
7	8
8	10
9	12
10	13
11	15
12	16
13	17
14	20
15	21

Question	Chapter
16	22
17	24
18	25
19	27
20	29
21	30
22	32
23	34
24	35
25	36
26	38
27	38
28	40
29	41
30	41

Finally this unit does come with 35 comprehension questions. These chapters were so short, I had a hard time coming up with 3-5 for each one. So, instead, I have a key that tells you which chapter each question comes from. Each question has 3 pictures choices.

Answer key included!!



I realize there will be some students out there unable to do cutting activities. I have a blog post with ways to complete activities without a pair of scissors!!

**[Click Here to read more!!](#)**