

Special Ed

MAGNA CARTA



ALSO INCLUDES GOOGLE SLIDES





For students who:

- are emerging or non-readers
- take alternate assessments
- are in special education
- short-attention span
- lack pre-requisite skills
- benefit from the use of pictures for support
- middle/high school

Table of Contents

Worksheet pages	Activity
4-5	Vocabulary board
6-12	Circle maps
13-20	Life-sized timeline cards
21-24	Cut and past timeline
25-28	My Magna Carta
29-33	Cloze worksheets (review)
34-44	Assessments
45-46	Terms of Use

Also included in this resource as separate files:

- Lesson plans
- Links and directions to digital activities
- PowerPoint (**this is the book in the lesson plan**)
- Voice recorded PowerPoint
- Activities in black and white











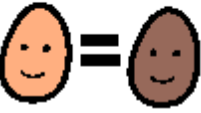


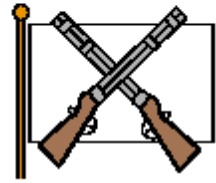






This unit contains printable material plus google slides. There are 2 separate files, one in color and one in black and white. I have included a detailed lesson plan to help you make the most of everything in this unit including how to add some group activities.

Day 7

Activity	Notes	Materials
Read or listen to a recording of the book (10 minutes)	<ul style="list-style-type: none">• Read through the story, asking lots of questions• Continue to make connections between book and vocabulary board	<ul style="list-style-type: none">• Book• Vocabulary board
Vocabulary board Sorting Game (10 minutes)	<ul style="list-style-type: none">• Find a common characteristic of many of the symbols on the board, for example: people, animals, places, actions, food, etc.• Have students place one color counter on all those that share that characteristic• Place the other color on all those that do NOT share that characteristic (or leave them uncovered)• You can give students some clues, like you should be able to cover 6 symbols	<ul style="list-style-type: none">• One copy of the vocabulary board for each student• Different colored counters or sticky notes
Close worksheet review (5 minutes)	<ul style="list-style-type: none">• Review some of the close worksheet completed yesterday	<ul style="list-style-type: none">• Activity completed yesterday
Close Worksheet (10 minutes)	<ul style="list-style-type: none">• Complete the close worksheets on King John• Use color coding if needed (see note on page 1 for more information)• This is your first real chance to begin assessing if your students are making connections to the material.	<ul style="list-style-type: none">• Book (if needed for students to find answers)• Vocabulary board• Close worksheet• Scissors• Glue
Sharing (10 minutes)	<ul style="list-style-type: none">• Each student shares their finished close worksheets	<ul style="list-style-type: none">• Completed worksheet• Communication devices

The lesson plans contain:

- Overall tips for teaching students with significant needs
- A quick look at what you will do each day
- Detailed instructions on how that day's lesson should run

 Magna Carta	 King John	 baron	 36 rules	 taxes
 Robert Fitzwalter	 London	 church	 mean	 lie
 equality	 jail	 freedom	 Civil War	 died
 important	 I like that	 I don't like that	 I don't know	 I need a break

This unit comes with a vocabulary board.

Vocabulary boards are great for ALL students to assist with participation and engagement in group discussions.

Tips on how to use in the unit!!

In 1215, the barons got together and appointed Robert Fitzwalter as their leader. They formed the Army of God and took control of the main city, London.



©Christa Joy, SNSK




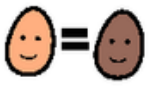





There is a 42-page book with this unit using simple text and photos.

It comes in PowerPoint and an mp4/movie version.





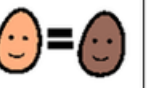










Errorless version

Cut apart pictures and place in circle map showing facts about the Magna Carta.

 important	63 rules	 LAW	 limit power of king	 equality
 fair trial	 protect the church	 protect the people	 people who pay taxes get a say	 written on parchment

Cut apart pictures and place in circle map **ONLY IF** they relate to the Magna Carta.

 important	 written on computer	 new	 limit power of king	 equality
 fair trial	 protect the church	 fairy tale	 people who pay taxes get a say	 written on parchment
63 rules	 movie	 protect the people	 LAW	1970

There are 2 circle maps included in this unit to review main facts from book.

- Magna Carta
- King John

Circle maps are a great way for students to see the concept at a glance.

There are 2 versions:

- One is errorless
- One has wrong answers mixed in students will have to set aside



1199

John becomes King of England



King John




England

Christa Joy, Special Needs for Special Kids
The Picture Communication Symbols ©1981–2018 by Tobii Dynavox. All Rights Reserved
Worldwide. Used with permission. Boardmaker® is a trademark of Tobii Dynavox



1215

Pope declares the Magna Carta not official



Pope



not official

Christa Joy, Special Needs for Special Kids
The Picture Communication Symbols ©1981–2018 by Tobii Dynavox. All Rights Reserved
Worldwide. Used with permission. Boardmaker® is a trademark of Tobii Dynavox

There are large timeline cards to use for a group activity.

Timeline

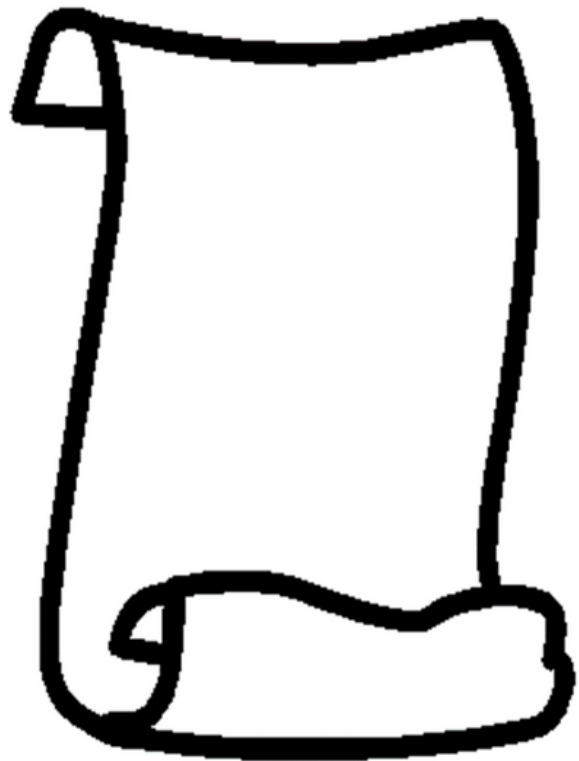
1199

1215

1216

The image shows a set of educational materials for a timeline. At the top, three arrow-shaped boxes point from left to right, containing the years 1199, 1215, and 1216. Below these are six cards, each with an illustration and a text label: 'Pope stops Magna Carta' (with a pope and a scroll), 'Magna Carta signed by King John' (with a king and a scroll), 'Magna Carta is law' (with a gavel and a scroll), 'King John dies' (with a king and a cross), 'John becomes King' (with a king and a crown), and 'Henry becomes king' (with a king and a crown). To the right of the cards is a vertical timeline structure consisting of three empty rectangular boxes stacked on top of each other, with horizontal lines extending from the top and bottom of each box to the left, indicating where the cards should be placed.

There is a cut and paste timeline as well.


















Look at the rules below and place them in the Magna Carta on the previous page if you think they would belong.

Help each other	No new taxes	King can take anything he wants
No one is above the law	Anyone can go to jail at any time	Be mean to each other
Protect the rights of the people	Stealing is okay	Everyone should be equal
The city of London is protected	Everyone who pays taxes gets a vote	Cheating is okay
Everyone gets a fair	Your property cannot be taken away	The church is protected

There is a modified writing prompt where students can create their own Magna Carta using either words or pictures.

Look at the rules below and place them in the Magna Carta on the previous page if you think they would belong.

 help each other	 no new taxes	 king takes everything	 no one is above the law	 go to jail for no reason
 be mean to others	 people are protected	 steal	 equality	 city of London is protected
 everyone has a vote	 cheat	 fair trial	 property cannot be taken away	 church is protected

Magna Carta

1. The Magna Carta was written by

2. The Magna Carta was signed at Runnymede, outside of

3. The Magna Carta protected

and took power away from

4. began when no one kept their promise.

5. There are only 4 copies left. It was written on



London



barons



king



civil war



parchment



people

King John



1. King John was a

king.

2. The barons

King John.

3. To get more money, King John would

4. King John signed the

, but

follow it.

5. The civil war ended when King John



just take it



died



Magna Carta



mean



did not



didn't like

Close worksheets are a great informal assessment. There is one on the Magna Carta and one on King John.

Answer key included.


1. The Magna Carta was a set of rules for the:




2. Who wrote the Magna Carta?



3. How did the barons get King John to sign it?



4. True or False. King John was a great king.



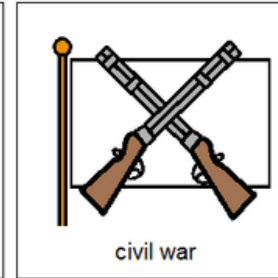
5. Who said the Magna Carta was not official?



ChristaJoy, Special Needs
The Picture Communication Symbols ©1981-2018
Worldwide. Used with permission. Boardmaker

Print onto cardstock or mount on index cards. Cut pictures apart and show student answer choices for each question.

Q 6



Q 7

Version 3

1. The Magna Carta was a set of rules for the:

- A. Barons
- B. King
- C. People

2. Who wrote the Magna Carta?

- A. Barons
- B. King
- C. People

3. How did the barons get King John to sign it?

- A. Tricked him
- B. Hurt him
- C. Took control of London

4. True or False. King John was a great king.

- A. True
- B. False
- C. I don't know

5. Who said the Magna Carta was not official?

- A. Pope
- B. Queen
- C. Barons

6. What happened after the Magna Carta was signed?

- A. Peace
- B. Civil war
- C. Party

Barons gave up

King

Special Needs for Special Kids
Tools ©1981-2018 by Tobii Dynavox. All Rights Reserved
Boardmaker® is a trademark of Tobii Dynavox

FINALLY the assessment!! There are 3 versions.

- 10 questions with 3 picture choices for each question
- cut out the answer choices and glue them on index cards
- traditional multiple choice

Answer key included.

So the church was mad at King John, and the people were REALLY mad at King John. They knew something had to change.












Watch the movie on The Magna Carta

This unit also has digital activities. There is a movie version of the books students can listen to read aloud.

Great for review



Place the pictures in circle map about King John.

 mean	 lied	 took money	 signed Magnum Carta
 went to war	 rich	 1199 became king	
 died in 1216	 Henry became king		

The digital activities have students click and drag their answers.




perfect for all learning levels

Timeline


1199

1215

1216



Place the events in the correct location on the timeline.



There are 2 sets of slides. One set has color-coding for more support.