

LONG WAY DOWN

5

4

3

2

21 activities

chapter questions



Special Needs for Special Kids

These novel units are something I created and started using in my classroom. I had students with significant challenges and most were **non-readers**. They were the best thing I ever did, and my students LOVED them.



Table of Contents


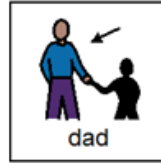
Worksheet pages	Activity	Pages/ Floor
5	Suggestions for use	
6	Story board	
7	Title and Author	
8	What people call you	Pgs. 1-23
9	What is a tragedy?	Pgs. 1-23
10-11	Reasons people cry	Pgs. 24-47
12-13	Anagrams	Pgs. 24-47
14-15	Synonyms	Pgs. 48-70
16	What is revenge?	Pgs. 48-70
17-18	Things you do and don't do on an elevator	Floor 7
19-21	Reasons people laugh	Floor 7
22-23	My earliest memory	Floor 6
24-25	Good and bad memories	Floor 6
26-28	Consequences	Floor 5
29-30	Ways to go down	Floor 5
31-32	Meaning of common idioms	Floor 4
33-35	Things people do when scared	Floor 4
36-37	Important rules	Floor 3
38-39	Accident or on purpose	Floor 3

Table of Contents

Worksheet pages	Activity	Chapter
40	Poems in shapes	Floor 2
41	Making tough decisions	Floor 2
42	Doing the right thing	Floor 2
43-45	Poem circle map	Extra
46-48	Additional novel units	
49-50	Terms of use	

This novel unit has **21 different activities**. There are one or more activities for each chapter. These activities are NOT comprehension-based. So, even if your students do not pay attention, they can still complete the activity.

What do people call you?



For example, the main character has different names people tend to call him. In this activity, students will fill in the name the various people call them.

Suggestions for Use

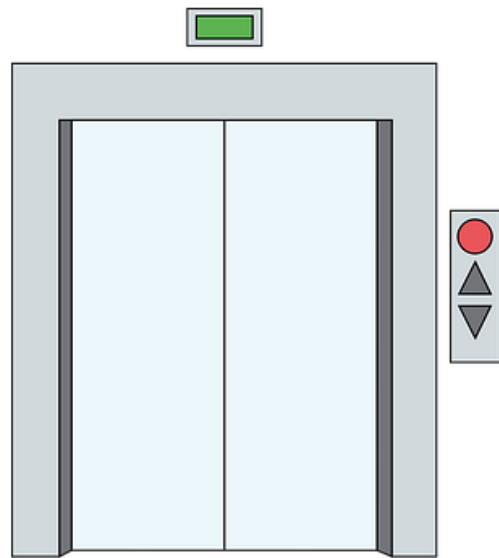
- I made this unit to go along with the book, *Long Way Down* by Jason Reynolds.
- The thought is that you would be reading it aloud to your class at a rate of about 20 pages per day.
- Be sure to give each student their own copy of the story board (pg. 7) to use while reading and discussing the story.
- Benefits of reading out loud, even to classes made up of severely affected students:
 - Teaches students to sit quietly even when there isn't something for them to do. This is such an important life skill. We all have to spend time sitting and listening to someone we are not that interested in at some point.
 - Parents will LOVE you. Not only will they be excited their child is being exposed to age appropriate material, but you are teaching them how to sit quietly, which will hopefully transfer to home as well.
 - Even with your lowest level learners, you will have 1 or 2 that will truly enjoy the story.
- It can be a calming experience to sit and listen to the teacher read in a methodical way. For students who need more structure, place the number of post-it notes in front of him/her that corresponds to the number of pages you intend to read. Remove a post-it as you finish each page. The visual will help lessen their anxiety.
- You will find activity for most chapters. You will still have plenty to choose from and find those that fit best with your students.
- Differentiation:
 - For any activity, you can quickly differentiate for your lower level learners by using a color coding technique.
 - If sorting, outline each sorting category a certain color and then outline the corresponding pictures the same color.
 - Becomes a matching task.
- There are comprehension questions to accompany this unit. There are 5 questions for every 20 pages or so with 3 picture answer choices. You will find these (in color and BW) in a separate file.

Suggestions on how I found this activity worked best in my classroom are provided. I typically had 6-8 students with one adult assistant in the room with me.

Color version

Long Way Down Novel Unit for Special Education

By
Christa Joy
Special Needs for Special Kids



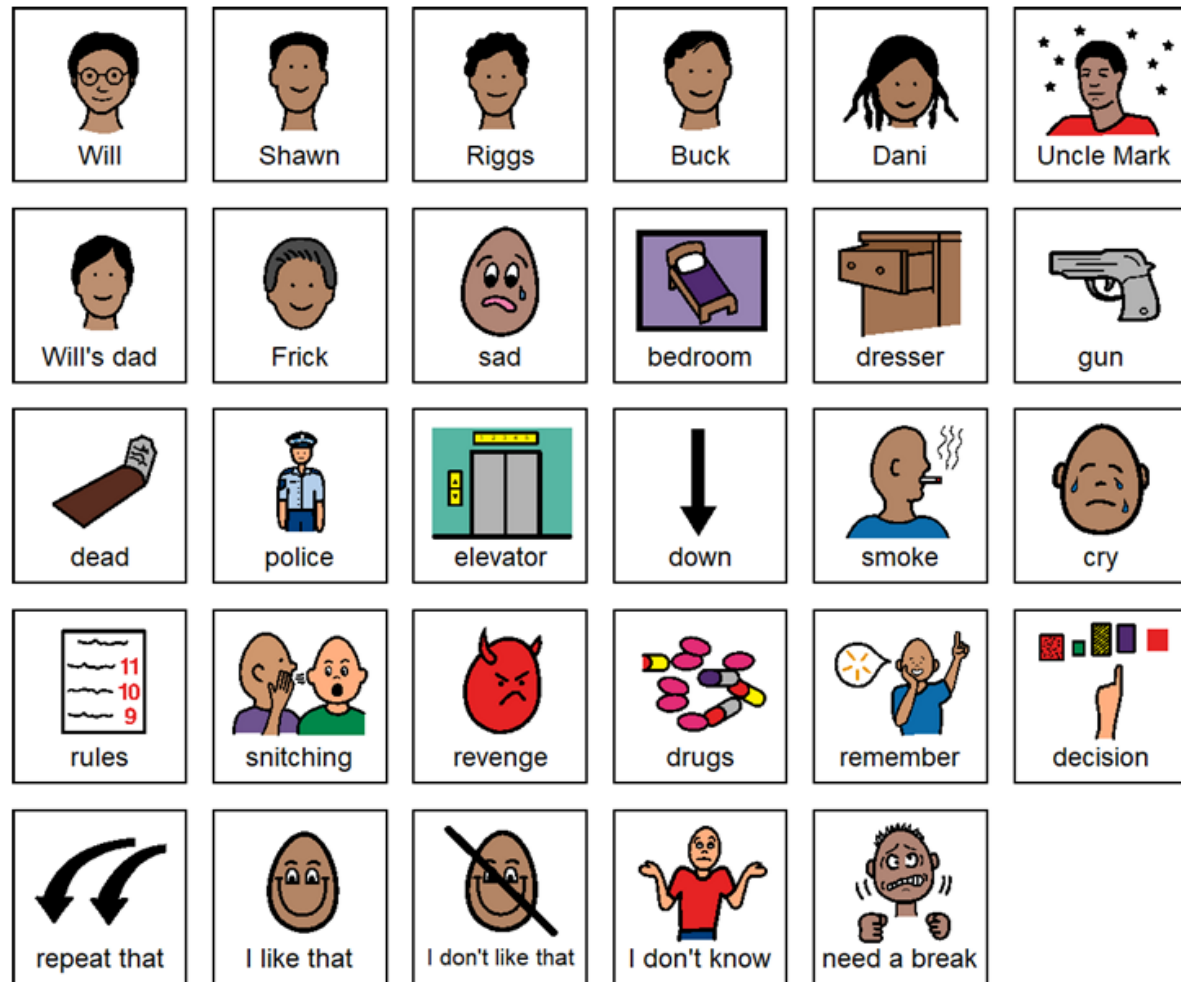
This entire novel unit comes in 2 separate files. One is completely in color and one is completely in black and white.

This unit comes with a vocabulary board.

Vocabulary boards are great for ALL students to assist with participation and engagement in group discussions.

Tips on how to use in the unit!!


Story Board : to use while reading and for class discussions. Laminate and make 1 copy for each student.




What are some things that make people laugh?



Place the following in the circle map showing things that make people laugh.



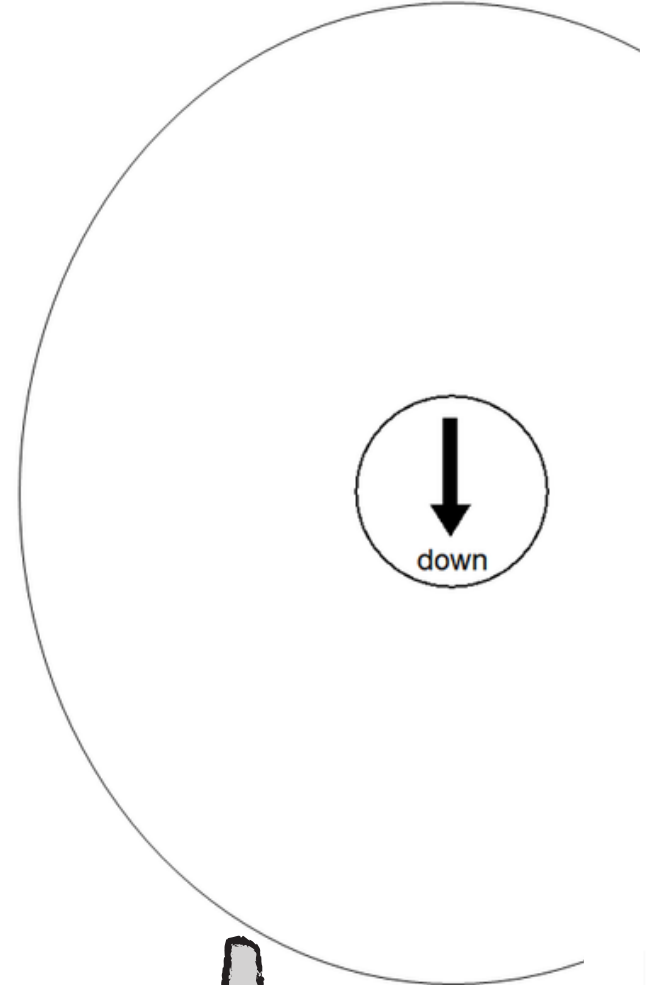
Place the following on the previous page **ONLY IF** they are things that might make people laugh.




There are circle maps in this unit. Circle maps are a great way for students to see a big idea.



What are some ways you can go from a higher place to a lower place?




Place the following in the circle map showing ways to go down.



errorless

Place the following on the previous page **ONLY IF** they are a way you could go from a higher to lower place.



Christa Joy, Special Education Teacher for Special Kids The Picture Communication Symbols Project
Dynavox. All Rights Reserved Worldwide. Used with permission. Boardmaker
Dynavox



Each circle map comes with 2 choices:

An errorless option with only correct answers

An option that has wrong answers mixed in students will need to set aside.

Will is trying to follow the rules. Sort the following rules into those **you think** are really important to follow and those that are not.




Sort the following rules into those that **you think** are important to follow and those that are not that important to follow. If you are not sure, put it on the middle line.





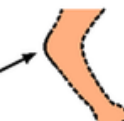



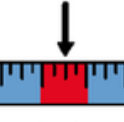

 go to school	 eat your vegetables	 no stealing	 share	 no trespassing
 quiet	 tell the truth	 exercise	 no cheating	 read
 wear a seat belt	 study	 feed the dog	 no fighting	 wear a bike helmet

There are sorting activities.











Directions on how to add color coding or a separate differentiated version is included.



Match the word that is an anagram for each word below.


 bored	<input type="text"/>	 dusty	<input type="text"/>
 night	<input type="text"/>	 cat	<input type="text"/>
 elbow	<input type="text"/>	 peach	<input type="text"/>
 save	<input type="text"/>	 cider	<input type="text"/>
 inch	<input type="text"/>	 players	<input type="text"/>

Match the word to its anagram on the previous page.

 thing	 parsley	 act	 below	 robed
 cheap	 study	 cried	 vase	 chin

There are matching activities.

Directions on how to add color coding or a separate differentiated version is included.



My Earliest Memory

One of my earliest memories is when I was years old.

It was in my .



was there with me.

I was holding a .


I felt .



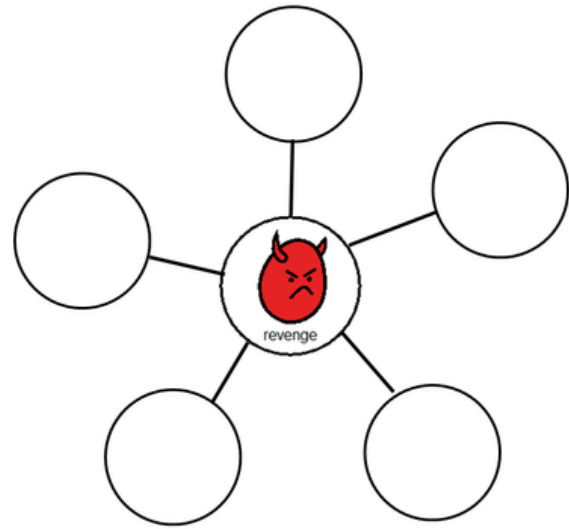
2 3 4 5 6 7



There are writing prompts. These are errorless activities that allow students to write a story independently.



Revenge is a rule Will says. What does revenge look like?



Doing the right thing is not always easy. Sometimes the right thing is hard to figure out, but doing the right thing usually makes us feel better.

Doing the right thing can be

Doing the right thing can be

Doing the right thing is

Doing the right thing will make you feel



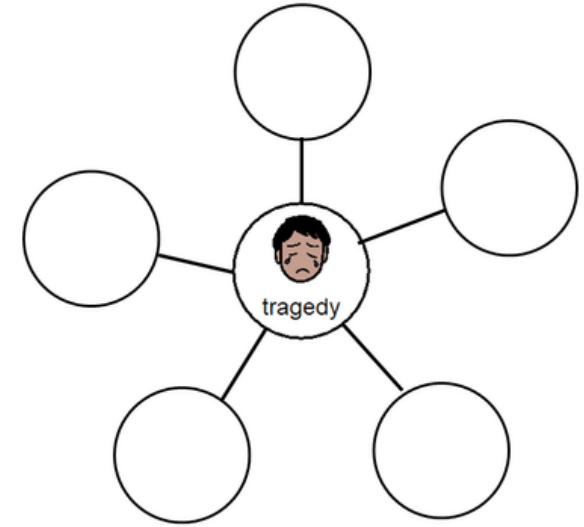
Some poems are shaped like objects. Cut some words out of magazines to fill the shape of this question mark.



Sometimes we have to make difficult decisions. Look at each scenario and circle what your decision would be. There is no right or wrong answer.

<p>What do you do when someone is not nice to you?</p>	<p>What do you do if you see someone being mean to a friend?</p>
<p>When you have free time, what do you like to do?</p>	<p>Who would you most want to go to the movies with?</p>
<p>What do you do if you are lost?</p>	<p>What do you do when you are sad?</p>
<p>Which would you like to learn how to do?</p>	<p>On the weekends, which do you like to do?</p>

What is a tragedy?



Because there are so many activities, you can choose the ones that fit your students the best.

1. Who was killed?



2. How did Shawn die?



3. What would the women do when someone was killed?



4. What could everyone hear in the distance coming closer?



5. Who asked a lot of questions but got very few answers?



Floor 6

1. Who stepped into the elevator?




2. What could the girl smell in the elevator?



3. What did the girl know Will had?



4. Did the girl know Will?



5. Where had Will last seen Dani, the girl?



This unit does come with comprehension questions. There are 5 questions for every 20 pages or Floor. Each question has 3 picture choices. They are in color and black and white.

Answer key included!!