

For Special Ed

32 activities

LINDA SUE PARK

NEWBERY MEDALIST FOR *A SINGLE SHARD*



A LONG WALK TO WATER

BASED ON A TRUE STORY

Preview



Suggestions for Use

- I made this unit to go along with the book, *A Long Walk to Water* by Linda Sue Park.
- The thought is that you would be reading it aloud to your class at a rate of about 1 chapter per day.
- Be sure to give each student their own copy of the story board (pg. 7) to use while reading and discussing the story.
- Benefits of reading out loud, even to classes made up of severely affected students:
 - Teaches students to sit quietly even when there isn't something for them to do. This is such an important life skill. We all have to spend time sitting and listening to someone we are not that interested in at some point.
 - Parents will LOVE you. Not only will they be excited their child is being exposed to age appropriate material, but you are teaching them how to sit quietly, which will hopefully transfer to home as well.
 - Even with your lowest level learners, you will have 1 or 2 that will truly enjoy the story.
 - It can be a calming experience to sit and listen to the teacher read in a methodical way.

Suggestions for Use

- For students who need more structure, place the number of post-it notes in front of him/her that corresponds to the number of pages you intend to read. Remove a post-it as you finish each page. The visual will help lessen their anxiety.
- I tried to include more than one activity for most chapters. That way, you can pick and choose those you want to use and fit best with your students.
- Differentiation:
 - For any activity, you can quickly differentiate for your lower level learners by using a color coding technique.
 - If sorting, outline each sorting category a certain color and then outline the corresponding pictures the same color.
 - Becomes a matching task.
- I purposefully did not include an assessment in this unit, because I did not feel that would be the goal of reading a higher level novel over such an extended period of time. Instead, you should be focused on shaping and teaching the behavior of sitting.

32 Activities

Worksheet pages	Title	Chapter
5-6	Suggestions for use	
7	Story board	
8	Title and Author	
9	Color in Sudan on map	1
10-11	Jobs: boys vs girls	1
12-13	Split into 2 groups	2
14-16	Pond circle map	3
17-18	Generous vs greedy sorting	3
19-20	Jobs for adults vs kids	4
21-22	Making the perfect plate	4
23-25	Insects that sting	5
26-27	Perseverance vs laziness	6
28-30	Dangers in Sudan	7
31	Trace the Nile River on map	7
32	Ways to cross a river	7
33-34	Clean vs dirty water	8
35-37	What the fishermen ate	8
38-40	Desert circle map	9
41	Color in Akobo Desert on map	9

Worksheet pages	Title	Chapter
42-43	When all hope is gone circle map	10
44-45	Poisonous/dangerous animals vs safe ones	11
46-47	Opposites	11
48-51	Metaphors booklet	12
52-54	Chaos circle map	12
55	Fixing the problem	13
56	Color in Kenya on the map	13
57-59	Good leader circle map	13
60	Will the well be a good or bad thing?	14
61-62	Bad luck vs good luck	14
63-65	Patience circle map	15
66-67	Firsts	15
68-69	Sort old vs new life	16
70-72	What can Nya learn at school?	17
73-74	Salva's experiences	17
75-76	How the well will make things better	18
77	Additional novel units available	
78-79	Terms of use	



Storyboard

In Salva's town, boys and girls had different jobs. Sort the jobs into who you think would do them.

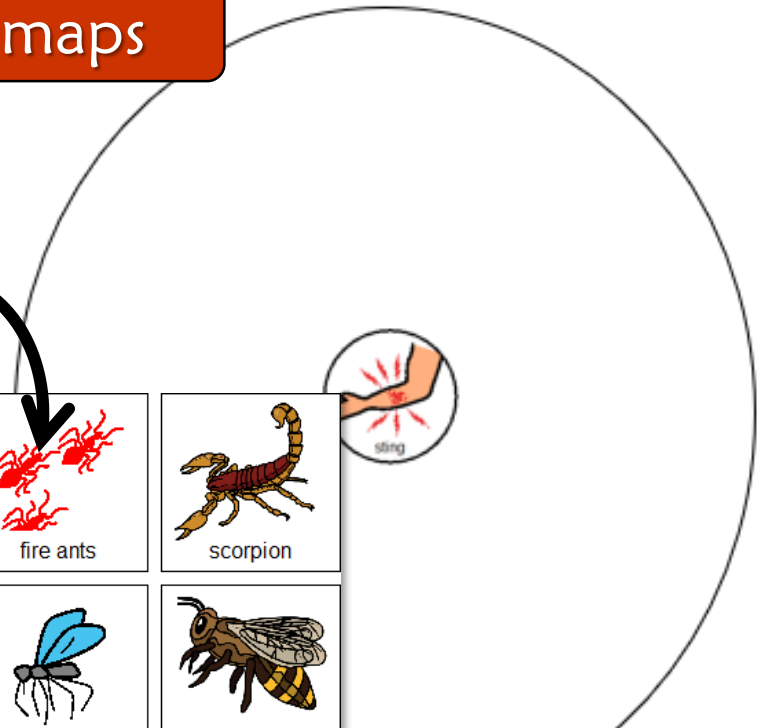


Sorting




Circle maps

What are some insects that can sting or bite you?



Errorless option



Everyone needs to separate into 2 groups. Look at the pictures on the next page, and place them in the group you think they should be in.

So much more!!



Trace the Nile River on the map.

Africa



When all hope seemed gone

I remember a time when I was so . All hope felt gone.





I wanted to .


But, I did not! Instead, I called my .

Together, we .

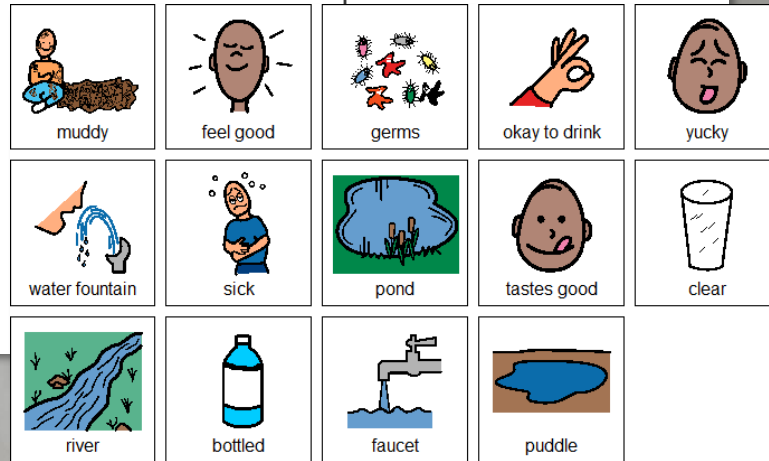
And, then I felt again.



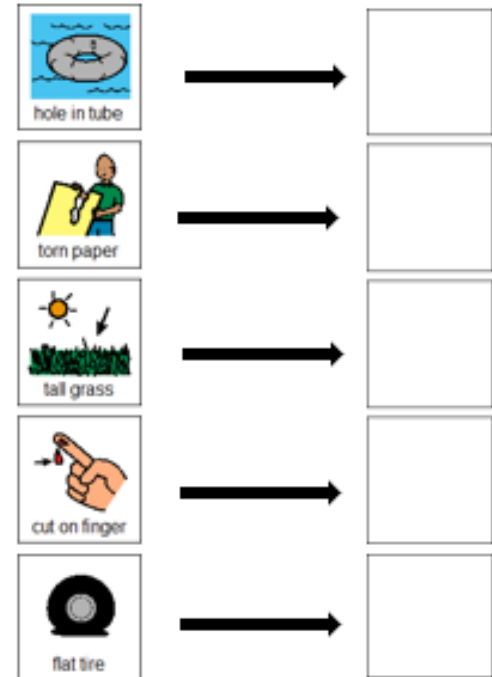
What are some ways you could cross a river?



Have you ever thought about if your water is clean or dirty?
What do you think the differences are between clean and dirty water?



The team building the well faced many problems, but they were able to come up with solutions. Match the solution to each common problem below.



More activities than you will need.... So, you can pick and choose what will work best and use it year after year even with the same students!!