

LENA'S SHOES ARE NERVOUS

Special Ed



LITERACY UNIT



Special Needs for Special Kids

ALSO INCLUDES GOOGLE SLIDES



These literacy units are something I created and started using in my classroom. I had students with significant challenges and most were **non-readers**. This is a great way to expose all students to some great books.

Table of Contents

Pages	Activity
4-7	Vocabulary board
8-12	Circle map: feelings
13-15	Nervous word map
16-19	Feelings I like and don't like
20-24	Match clothing to body part
25-28	The shoes I wore to school
29-30	Terms of Use

In a separate file you will find:

- Directions and links to digital activities


This unit has 5 activities to go with this book to last a full week of instruction.

There are 2 separate files, one in color and one in black and white.

This unit comes with a storyboard.


Storyboards are great for ALL students to assist with participation and engagement in group discussions.

Tips on how to use in the unit!!




Errorless version

Place the pictures in the circle map on previous page showing different types of feelings.




Place the pictures in the circle map on previous page **ONLY IF** you think they are types of feelings.

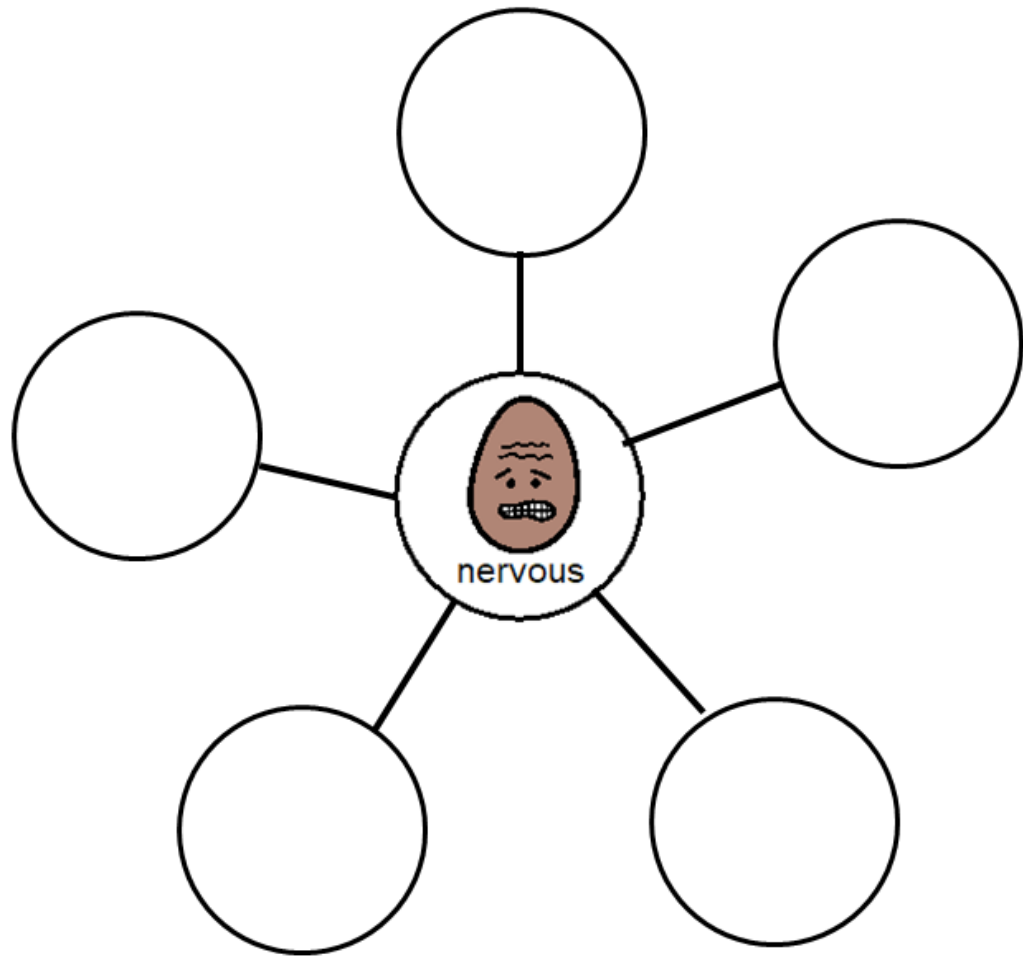


Christa Joy, ©
The Picture Communication Symbol
Worldwide. Used with permission


There is a circle map showing different feelings. There is an option that only has correct answers and one that has wrong answers mixed in.





What are some other words for nervous?



Students will complete a word map identifying synonyms for the word nervous. This is an errorless activity.




There are lots of emotions. Some you may like and some you may not. Sort the feelings into the best column. It is okay if your answers are different than someone else's.











sad	afraid	bored	confused	curious
depressed	disappointed	embarrassed	excited	frustrated
happy	homesick	lonely	mad	proud
sad	safe	surprised	tired	uncomfortable
upset	upset	worried	nervous	terrified

Christa Joy, Special Needs for Special Kids
The Picture Communication Symbols ©1981-2019 by Tobii Dynavox. All Rights Reserved
Worldwide. Used with permission. Boardmaker® is a trademark of Tobii Dynavox

There is a sorting activity. Students will sort feelings they like and don't like. The answers may vary.






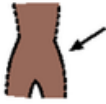




Look at each item of clothing below. Which body part would you wear it on?


 headband	<input type="text"/>	 shoes	<input type="text"/>
 dress	<input type="text"/>	 belt	<input type="text"/>
 slippers	<input type="text"/>	 socks	<input type="text"/>
 gloves	<input type="text"/>	 jeans	<input type="text"/>



Students will match the body part to the item of clothing. Suggestions for differentiation are included.

Match the body part to the item of clothing on the previous page. Use color coding for differentiation as needed.


 body	 leg	 feet	 waist
 feet	 hands	 feet	 head



The shoes I wore to school


The first day of school I wore a pair of shoes.

My shoes felt .




I wore a pair of socks to help my shoes.

My socks were more .



This made me feel about going to school.

Students color in the circle.

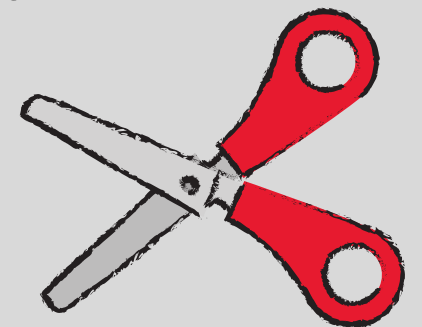


Students color in the circle.



Christa Joy, Special Needs for Special Kids The Picture Communication Symbols ©1981-2019 by Tobii Dynavox. All Rights Reserved Worldwide. Used with permission. Boardmaker® is a trademark of Tobii Dynavox

Students will write their own story about shoes they might wear to school. This is an errorless activity that allows students to write their own story independently.



Listen to
Lena's
Nervous
Shoes read
aloud

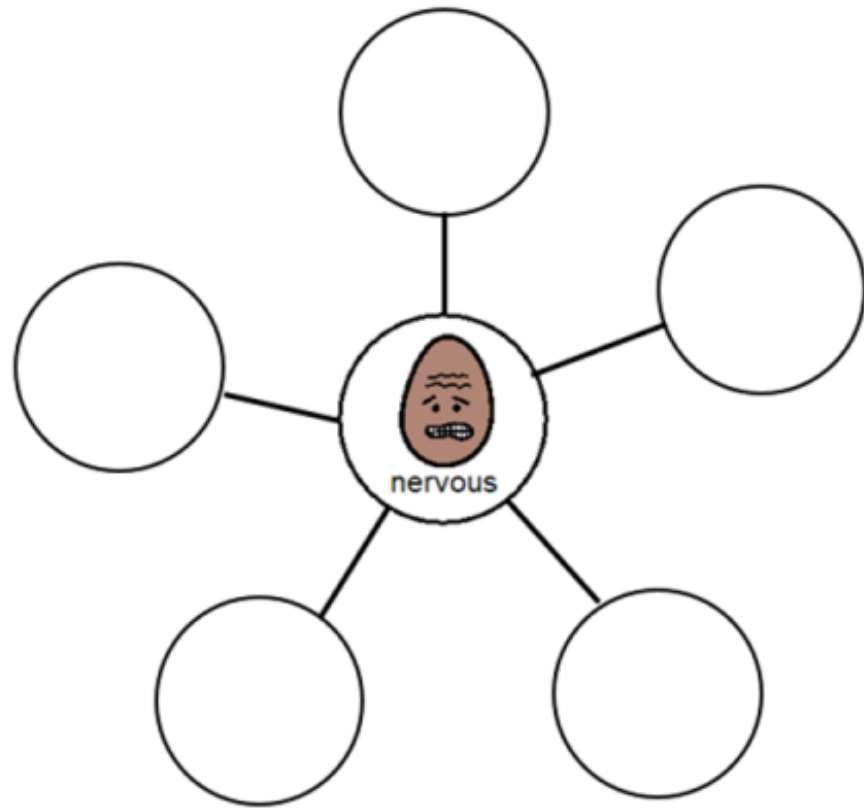


There is a video of the book
read aloud. This is a video
from YouTube.

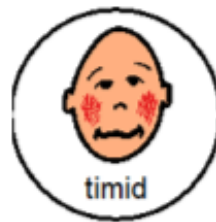


Great for review

What are some other words for nervous?









Fill the circle with other words that mean the same things as nervous.







There are digital versions of the activities included. Students click and drag the answers.

Perfect for every learning level


Look at each item of clothing below. Which body part would you wear it on?

 headband	<input type="text"/>	 shoes	<input type="text"/>
 dress	<input type="text"/>	 belt	<input type="text"/>
 slippers	<input type="text"/>	 socks	<input type="text"/>
 gloves	<input type="text"/>	 jeans	<input type="text"/>

Match the body part to the item of clothing on the previous page.

 body	 leg	 feet	
 feet	 waist	 hands	

There are 2 sets, one that includes differentiation shown here.



This resource comes in a zipped folder. You will need to unzip the folder to access all the contents which include:

- **Activities in color**
- **Activities in black and white**
- **Links and directions to digital activities**

Save money and get this part of my Back to School Literacy Bundle.

CLICK HERE

