

Special Ed

KIRA-KIRA



2005

Newberry Medal Winner

32 activities

5 questions/
chapter

Special Needs for Special Kids





These novel units are something I created and started using in my classroom. I had students with significant challenges and most were **non-readers**. They were the best thing I ever did, and my students LOVED them.

Table of Contents

Worksheet pages	Title	Chapter
5-6	Suggestions for use	
7	Story board	
8	Title and Author	
9-10	My earliest memory	1
11-12	Things that are blue	1
13-15	What does brave look like?	1
16-17	Good vs bad sport	2
18-19	Reasons people cry	2
20	Trace the route from Iowa to Georgia	3
21-22	What is equality?	3
23-24	If I had 3 wishes	4
25-27	What does being mean look like?	4
28-29	Sorting animals that fly or walk	5
30-32	Things you take camping	5
33-34	Good choices to start a campfire	6
35-36	Real or imaginary?	6
37	What is a thug?	7
38-39	When I feel sick	8
40-41	Real vs not real words	9

Christa Joy, Special Needs for Special Kids
The Picture Communication Symbols ©1981-2019 by Tobii Dynavox. All Rights Reserved
Worldwide. Used with permission. Boardmaker® is a trademark of Tobii Dynavox

Table of Contents

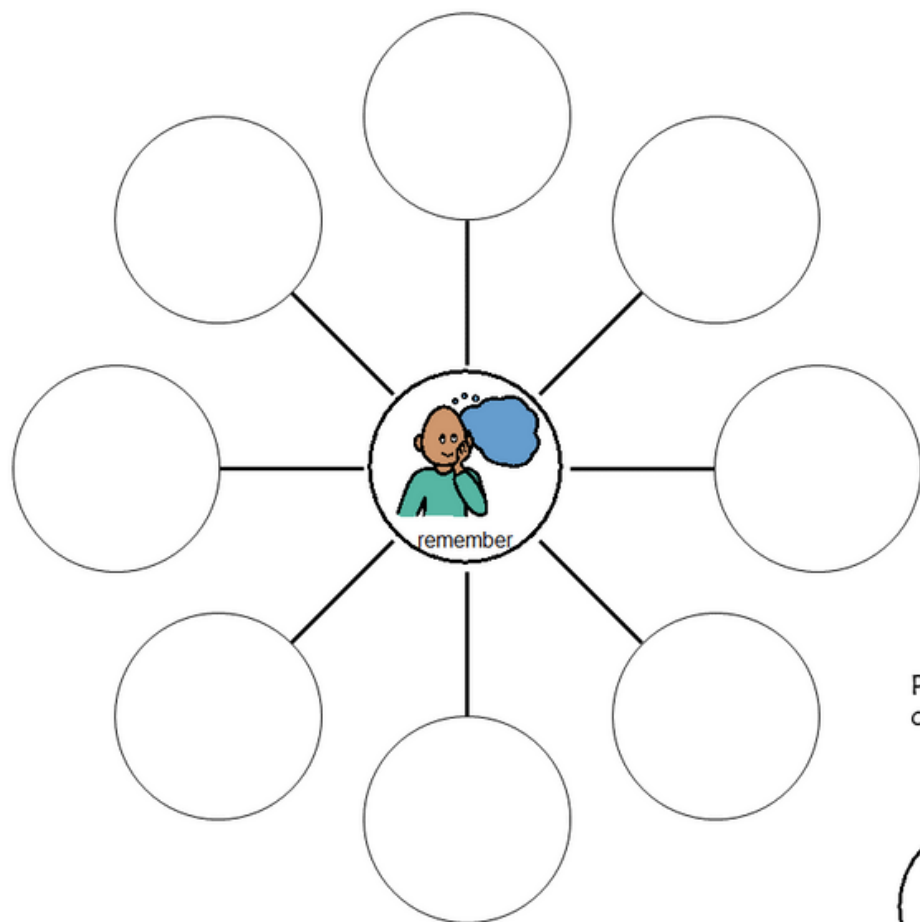
Worksheet pages	Title	Chapter
42-43	Good vs bad news	9
44-45	Going on a picnic writing prompt	10
46	When to go to the hospital	10
47-49	What does a hero look like?	11
50-51	Safe places in a storm	12
52-53	Crimes	12
54	What is lymphoma?	12
55-57	Things in the night sky	13
58-59	Things that make you sad	13
60	Revenge	14
61	Grief	14
62-64	Things at funeral	15
65-66	Ways to remember someone	16
67-68	How to apologize	16
69-70	My Kira-Kira	16
71-73	Additional novel units available	
74-75	Terms of use	

Christa Joy, Special Needs for Special Kids
The Picture Communication Symbols ©1981-2019 by Tobii Dynavox. All Rights Reserved
Worldwide. Used with permission. Boardmaker® is a trademark of Tobii Dynavox

This novel unit has 32
different activities.

These activities are NOT
comprehension-based. So,
even if your students do
not pay attention, they
can still complete the
activity.

What are ways we remember someone who is gone?



Place the images on the previous page to show ways you can remember someone who is gone.



For example, after Katie's sister dies, her uncle helps her set up an altar to remember her. Here, students will complete the thinking map of different ways to remember someone. This is an errorless activity.

Suggestions for Use

- I made this unit to go along with the book, *Kira-Kira* by Cynthia Kadohata.
- The thought is that you would be reading it aloud to your class at a rate of about a chapter per day.
- Be sure to give each student their own copy of the story board (pg. 7) to use while reading and discussing the story.
- Benefits of reading out loud, even to classes made up of severely affected students:
 - Teaches students to sit quietly even when there isn't something for them to do. This is such an important life skill. We all have to spend time sitting and listening to someone we are not that interested in at some point.
 - Parents will LOVE you. Not only will they be excited their child is being exposed to age appropriate material, but you are teaching them how to sit quietly, which will hopefully transfer to home as well.
 - Even with your lowest level learners, you will have 1 or 2 that will truly enjoy the story.
 - It can be a calming experience to sit and listen to the teacher read in a methodical way.

Suggestions for Use

- For students who need more structure, place the number of post-it notes in front of him/her that corresponds to the number of pages you intend to read. Remove a post-it as you finish each page. The visual will help lessen their anxiety.
- You will find 2 or more activities for each chapter. You will still have plenty to choose from and find those that fit best with your students.
- Differentiation:
 - For any activity, you can quickly differentiate for your lower level learners by using a color coding technique.
 - If sorting, outline each sorting category a certain color and then outline the corresponding pictures the same color.
 - Becomes a matching task.
- This unit includes 5 multiple choice questions for each chapter. These are in a separate file and are in color and black and white. There is an answer key included.

Suggestions on how I found this activity worked best in my classroom are provided. I typically had 6-8 students with one adult assistant in the room with me.

Kira-Kira

for Special Education

By
Christa Joy
Special Needs for Special Kids

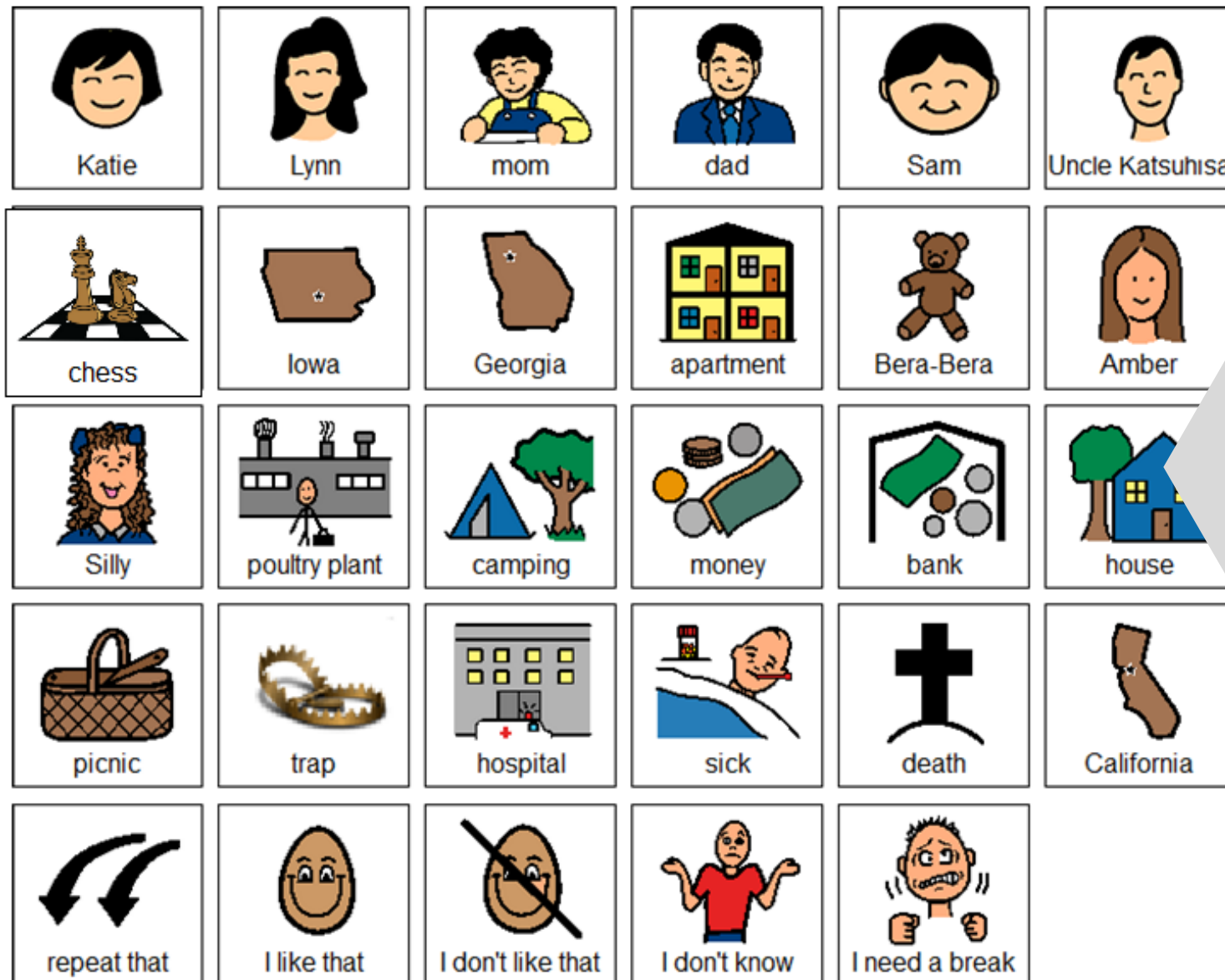


This entire novel unit comes in 2 separate files. One is completely in color and one is completely in black and white.

This unit comes with a vocabulary board.

Vocabulary boards are great for ALL students to assist with participation and engagement in group discussions.

Tips on how to use in the unit!!



What does "mean" look like?

Errorless version

Place the pictures in the circle map on previous page.




Place the pictures in the circle map on previous page only if you think it describes the word mean.

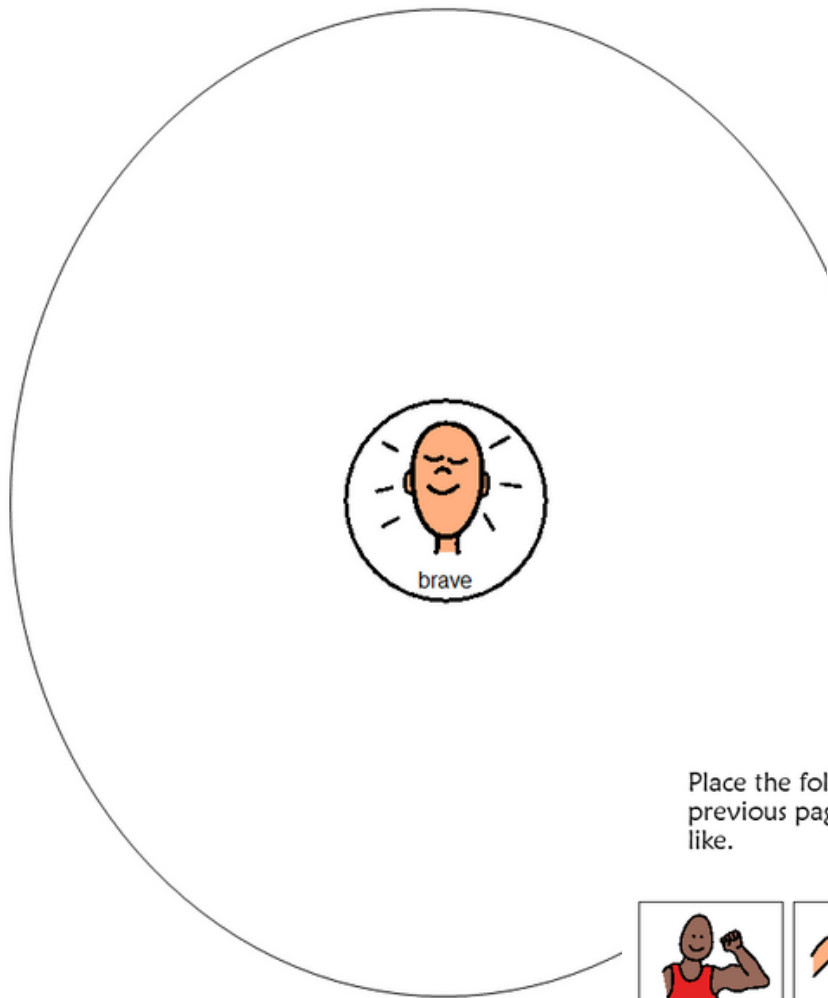


There are circle maps in this unit.


Circle maps are a great way for students to see the big idea.




Lynn was very brave saving Katie from the dog. Complete the circle map below to show what bravery looks like. Remember being brave does NOT mean you are not scared.



Place the following pictures in the circle map on the previous page to show what being brave looks like.



Place the following pictures in the circle map on the previous page **ONLY IF** it shows what being brave looks like.



Each circle map comes with 2 choices:

An errorless option with only correct answers

An option that has wrong answers mixed in students will need to set aside.


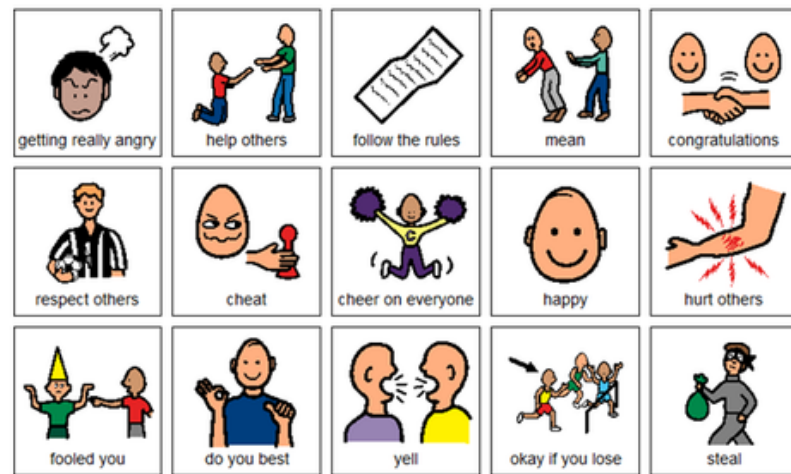
Whenever you play a game or a sport, it is important to show good sportsmanship. This is also important when you have a bet with someone. What does a good sport vs a bad sport look like?



There are sorting activities.

Directions on how to add color coding for differentiation is included.

Sort the following into the correct column on the previous page. If you are not sure, put it on the middle line.



Equality



We are all equal.




Boys and girls are equal.



People with different color skin are equal.




People born in different places are equal.



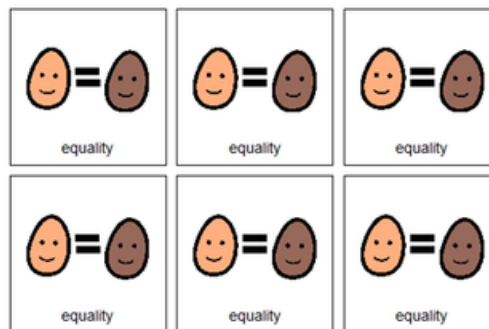
Whatever your beliefs/religion we are equal.




Everyone deserves to be treated as an equal.



Place the image of equality after each statement on previous page.



There are matching activities. Directions on how to add color coding for differentiation is included.



My Earliest Memory


One of my earliest memories is when I was years old.

It was in my .

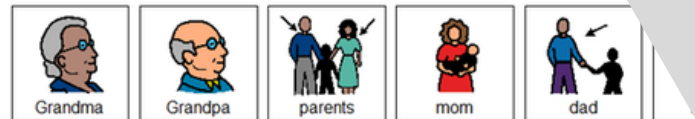

was there with me.

I was holding a .


I felt .



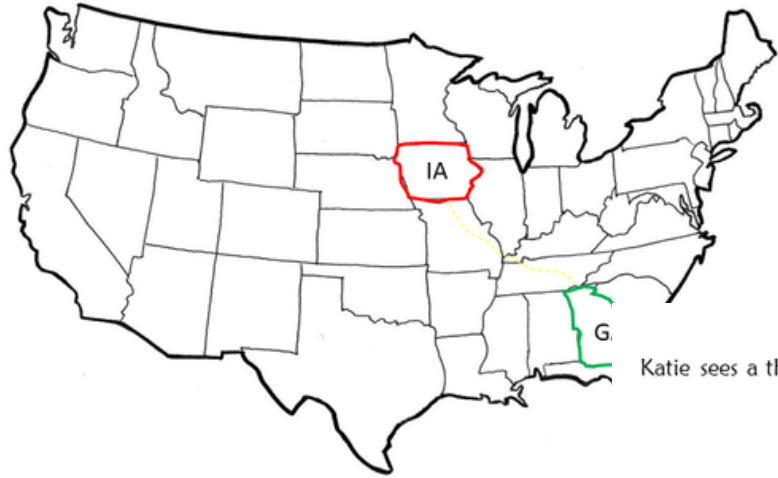
2 3 4 5 6



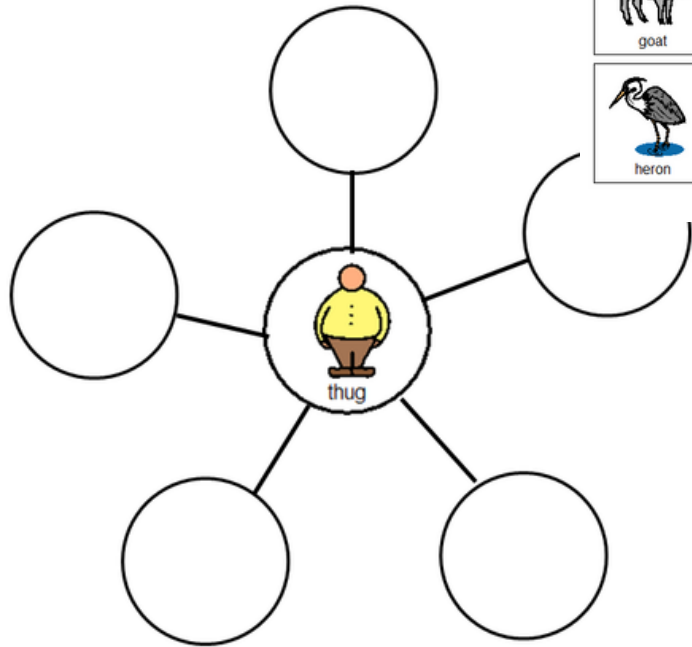
There are writing prompts. These are errorless activities that allow students to write a story independently.



Katie and her family are moving from Iowa to Georgia. Color in Iowa red. Trace the route they will take that will take. Color Georgia in green.



Katie sees a thug walking around the plant. What is a thug?



Sort the animals into those that walk and those that fly.



Because there are so many activities, you can choose the ones that fit your students the best.

CH 4

1. Where will Katie's family be living?



2. What did Dad give the girls each day?



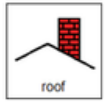
3. Lynn warns Katie the kids at school may act how?



4. What happened to Katie's mom?



5. Where would Lynn and Katie sometimes lie at night?



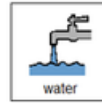
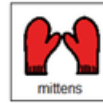
Christa Joy, Special Needs for Special Kids
The Picture Communication Symbols ©1981-2020 by Tobii Dynavox. All Rights Reserved
Worldwide. Used with permission. Boardmaker® is a trademark of Tobii Dynavox

CH 9

1. When did Silly come to Katie's house?



2. What did Silly take home with her from Katie's?



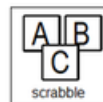
3. Where did Mom take Lynn?



4. Who came to watch Katie and Sam while Lynn was at the hospital?



5. What game did they all play that night?



Christa Joy, Special Needs for Special Kids
The Picture Communication Symbols ©1981-2020 by Tobii Dynavox. All Rights Reserved
Worldwide. Used with permission. Boardmaker® is a trademark of Tobii Dynavox

This unit does come with comprehension questions. There are 5 questions for every chapter. Each question has 3 picture choices. They are in color and black and white.

Answer key included!!



I realize there will be some students out there unable to do cutting activities. I have a blog post with ways to complete activities without a pair of scissors!!

[Click Here to read more!!](#)