

Special Ed

KANGAROOS



ALSO INCLUDES GOOGLE SLIDES


Special Needs for Special Kids



This unit was created with this guy in mind. He has autism and an intellectual disability. He is a non-reader, has a very short attention span, and struggles to sit still. With some support he is able to do this unit, and enjoys the challenge. He is my tester!!

Kangaroos

By
Christa Joy
Special Needs for Special Kids



Christa Joy, Special Needs for Special Kids
The Picture Communication Symbols ©1981–2018 by Tobii Dynavox. All Rights Reserved
Worldwide. Used with permission. Boardmaker® is a trademark of Tobii Dynavox

Table of Contents

Pages	Activity
4-5	Vocabulary board
6	Fact sheet
7-10	Circle map
11	Habitat map
12-14	Label kangaroo
15-16	Marsupials
17-21	Close worksheets
22-32	Assessment
33-34	Terms of Use

Also included in this resource as separate files:

- Lesson plans
- Links and directions to digital activities
- PowerPoint (**this is the book in the lesson plan**)
- Voice recorded PowerPoint
- Activities in black and white

Christa Joy, Special Needs for Special Kids
The Picture Communication Symbols ©1981–2018 by Tobii Dynavox. All Rights Reserved
Worldwide. Used with permission. Boardmaker® is a trademark of Tobii Dynavox

This unit contains **6 days** of printable and digital material. I have included a detailed lesson plan to help you make the most of everything in this unit including how to add some group activities.

It comes in 2 separate files. One in color and one in black and white.

Kangaroos Lesson Plan

Preparation

- Print out a vocabulary board for each student to use throughout unit
 - Laminate or place in page protector
- Book
 - Print out, laminate, and bind
 - Also available as a recorded PowerPoint and video in the directions for digital activities pdf
- Fact sheet
 - Laminate or place in page protector

Preassessment (do day 1 before starting lesson)

- Use the fact sheet to assess what your students may already know
- I cannot emphasize enough how important this step is. If you want to see growth, this preassessment is so important!!

Teaching Tips

1. *Color Coding:* this is a really easy way to add more structure to a matching activity. Outline or color in an empty box or sorting label. Outline or color in the corresponding picture symbols the same colors. Becomes a color matching task.
 - a. For more info, read more here:
<https://specialneedsforspecialkids.org/2015/09/05/using-color-coding-for-differentiation/>
 - b. I also have a blog post on differentiating one activity 3 ways:
<https://specialneedsforspecialkids.org/2018/10/22/differentiating-1-activity-3-ways-easily-and-effectively/>
2. *Make your own copies of the activities:* Every day I review the activity we did yesterday. For that reason:
 - a. I often complete the activity myself and often laminated it for easy review that I could use year after year.
 - b. My copies were also helpful as either a model for students who needed more support or as a way for more advanced students to self-check their work.
3. *Options for Use:* Turn any activity into a reusable file folder activity by laminating and adding Velcro.
 - a. For more info, watch this video here:
<https://www.teacherspayteachers.com/Product/Making-File-Folder-Activities-3474240>

The lesson plans contain:

Overall tips for teaching students with significant needs

Quick Look

Day	Activity
1	<ul style="list-style-type: none">• Book• Fact sheet• Vocab board activity• Circle map
2	<ul style="list-style-type: none">• Book• Fact sheet• Vocab board activity• Habitat map
3	<ul style="list-style-type: none">• Book• Fact sheet• Vocab board activity• Label parts of a Kangaroos
4	<ul style="list-style-type: none">• Book• Fact sheet• Vocab board activity• Marsupials
5	<ul style="list-style-type: none">• Book• Fact sheet• Vocab board activity• Close worksheet
6	<ul style="list-style-type: none">• Assessment

The lesson plans contain:

A quick look at what you will do each day

Day 3

Activity	Notes	Materials
Read the book: Kangaroos (10 minutes)	<ul style="list-style-type: none">• Read through the story, asking lots of questions• Continue to make connections between book and vocabulary board	<ul style="list-style-type: none">• Book• Vocabulary board
Fact sheet (5 minutes)	<ul style="list-style-type: none">• As a group read through the fact sheet on kangaroos	<ul style="list-style-type: none">• Fact sheet
Scavenger Hunt with vocabulary board (10 minutes)	<ul style="list-style-type: none">• Paste the symbols around the room• Students walk around with their vocabulary board looking for matching symbols• Place a sticky note on their board covering the symbols as they find them	<ul style="list-style-type: none">• Vocabulary board cut apart• tape• Vocabulary board
Map review (5 minutes)	<ul style="list-style-type: none">• Review the map completed yesterday	<ul style="list-style-type: none">• Completed activity from yesterday
Label parts of a kangaroo (10 minutes)	<ul style="list-style-type: none">• Students will label the parts of a kangaroos• Choose the version best for your students (with or without pictures)• Add color coding if needed for more support• If using the black and white version, have students color in the Kangaroos when done• Make connections to the book as necessary	<ul style="list-style-type: none">• Worksheet• Scissors• Glue
Sharing (10 minutes)	<ul style="list-style-type: none">• Each student shares their finished picture with the group using the communication method of their choice	<ul style="list-style-type: none">• Completed worksheet• Communication devices

The lesson plans contain:

Detailed instructions on how that day's lesson should run



Christa Joy, Special Needs for Special Kids
 The Picture Communication Symbols ©1981–2019 by Tobii Dynavox. All Rights Reserved
 Worldwide. Used with permission. Boardmaker® is a trademark of Tobii Dynavox.

This unit comes with a vocabulary board.

Vocabulary boards are great for ALL students to assist with participation and engagement in group discussions.

Tips on how to use in the unit!!

There are no vocabulary CARDS in this unit.

And, kangaroos can move fast. At full speed, they can jump at a rate of 35-40 miles per hour, covering almost 30 feet with every jump.




The baby kangaroo is called a joey. Each year, the mother kangaroo will give birth to one joey.



There is a 27-page book with simple text and engaging photos.

It comes in a PowerPoint version as well as a voice-recorded PowerPoint (so you don't have to print it out.) There is also a movie version you can use in google slides.

Kangaroo Fact sheet



❖ Kangaroos live in Australia.




❖ Kangaroos have big feet and strong tails.



❖ Kangaroos move by jumping.



❖ Kangaroos live and travel in troops or mobs.



❖ Kangaroos eat plants.



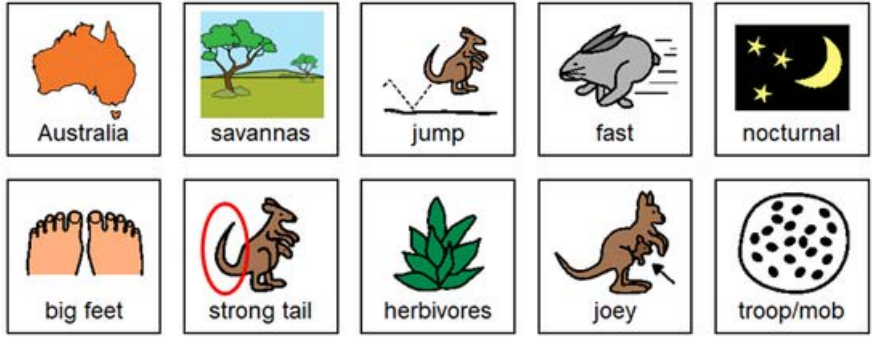
❖ Kangaroos are marsupials.




There is a fact sheet that students will review as part of the daily lesson plan.

errorless

Cut apart pictures and place in circle map showing facts about kangaroo.



Cut apart pictures and place in circle map **ONLY IF** they relate to kangaroo.



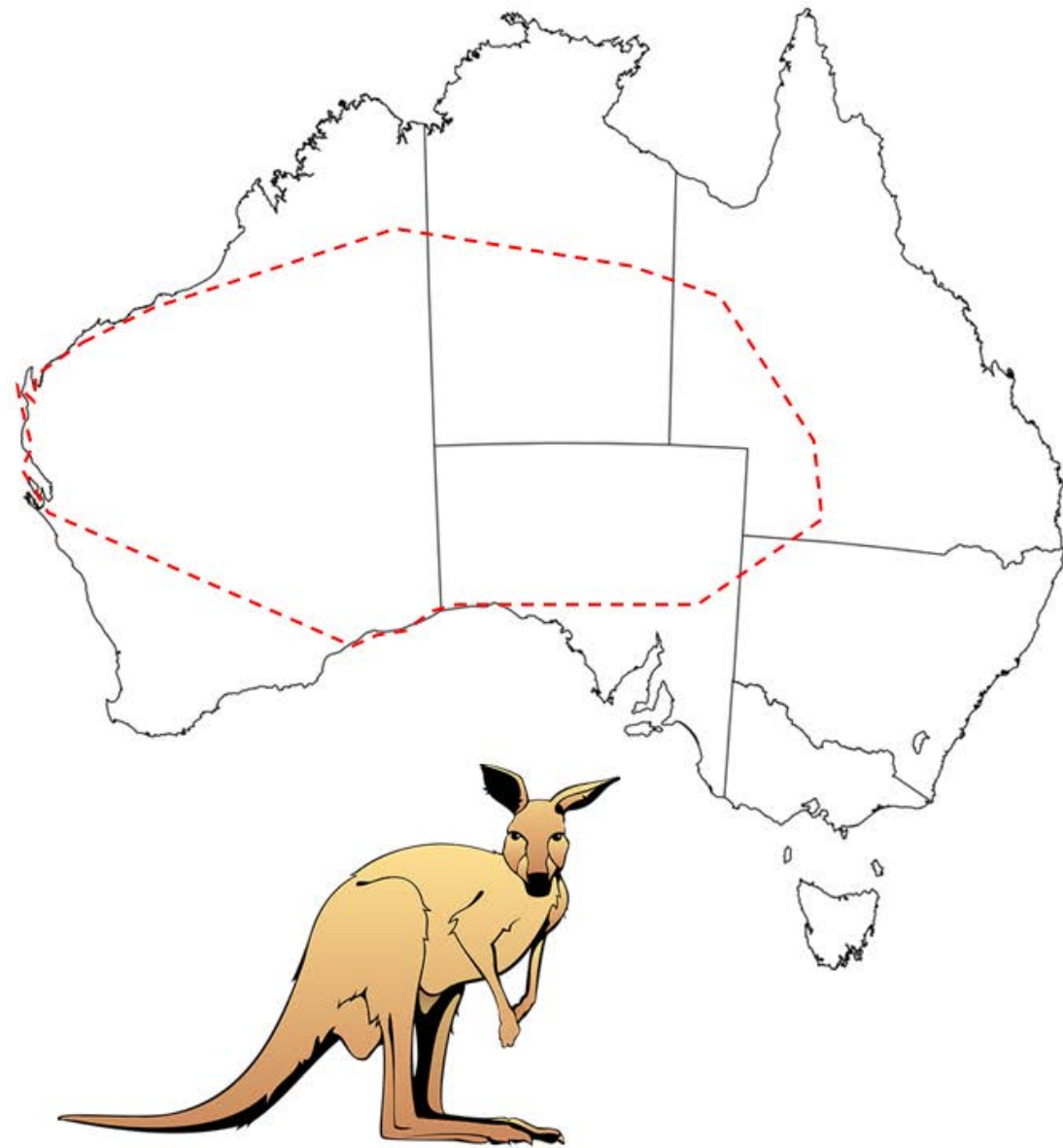
Christa Joy, Special h
The Picture Communication Symbols ©1981
Worldwide. Used with permission. Boar

There is a circle map that reviews the main facts from the book.

Circle maps are a great way for students to see the concept at a glance. There are 2 versions:

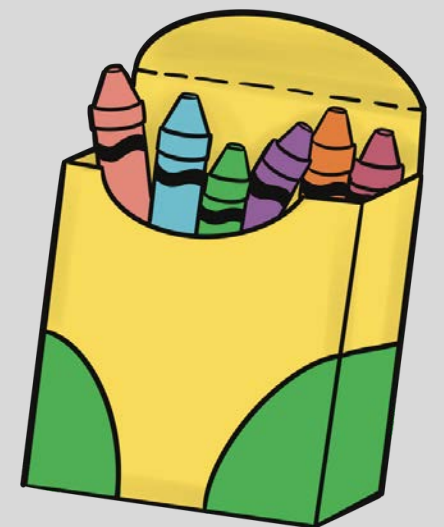
- One is errorless
- One has wrong answers mixed in students will have to set aside

Color in the areas in Australia where kangaroo live.

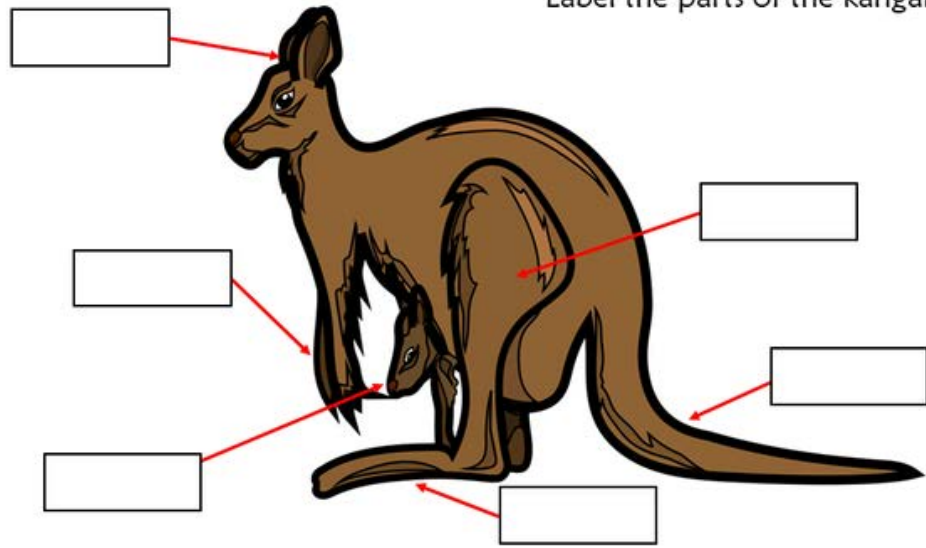


Christa Joy, Special Needs for Special Kids
The Picture Communication Symbols ©1981-2019 by Tobii Dynavox. All Rights Reserved
Worldwide. Used with permission. Boardmaker® is a trademark of Tobii Dynavox

There is a map for students to color in the areas where kangaroos live. It is differentiated with the area already outlined.

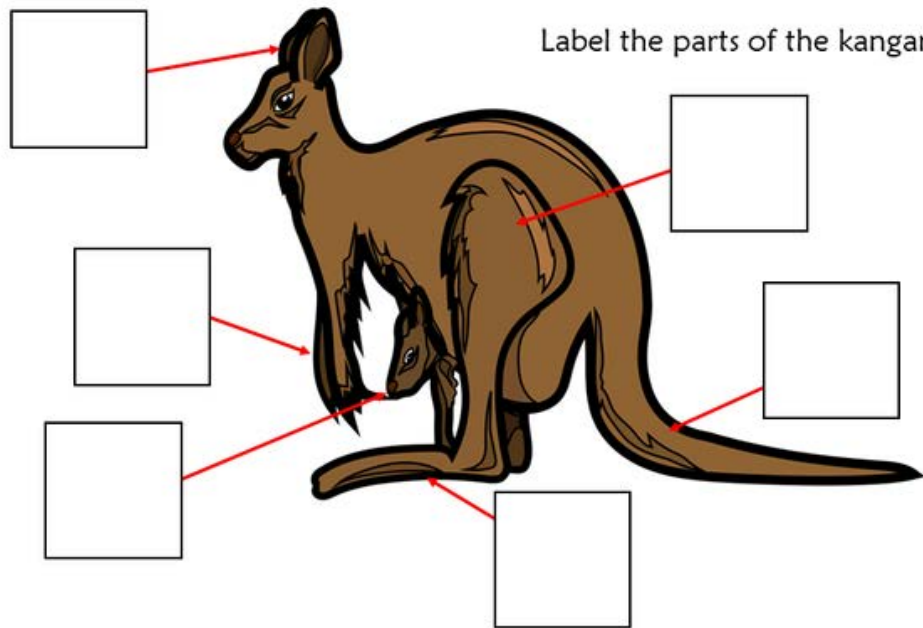


Label the parts of the kangaroo.






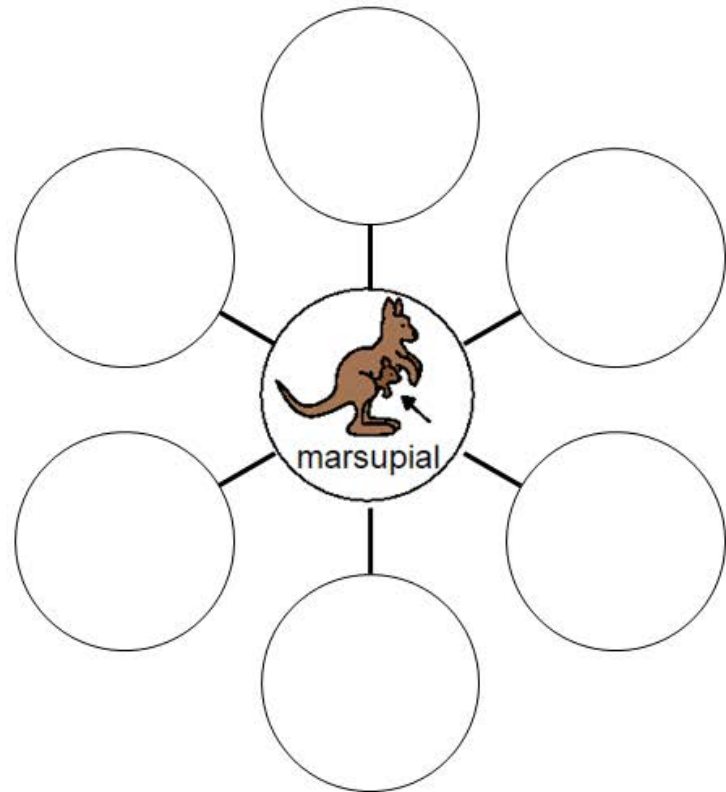
front legs	back feet	rear legs
joey	ears	tail

Label the parts of the kangaroo.



Students will label parts of the kangaroo. There is an option with words only and one with pictures. Suggestions for differentiation are included.

What are some marsupials?



Students will complete a word map showing common marsupials. This is an errorless activity.

Kangaroos


1. Kangaroos live in the in .
2. Kangaroos are and keep their babies in a pocket.
3. Kangaroos have very large back .
4. Kangaroos travel by .
5. Kangaroos are and eat mainly grass.



savannas



feet



jumping



Australia



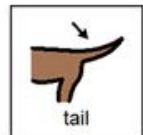
marsupials



herbivores

Kangaroos

6. Kangaroos live and travel together in a .
7. are the main natural predator of kangaroos.
8. Kangaroos use their to balance while jumping.
9. Kangaroos can go months without .
10. Kangaroos are , moving and eating at night.



tail



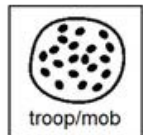
drinking water



nocturnal



dingoes





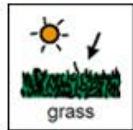
troop/mob

There are 2 fill-in-the-blank worksheets. These allow you to review and find areas that may need to be re-taught before the assessment.




1. Where do kangaroos live?





2. What is the main thing kangaroos eat?



3. What family do kangaroos belong to?



4. Kangaroos live and travel in groups called what?



5. What is what of the main predators of kangaroos?



There is a 10 question assessment.

There are 3 versions. This version has 10 questions with 3 picture choices for each question.

Answer key included.

Print onto cardstock or mount on index cards. Cut pictures apart and show student answer choices for each question.

Q 5



wolf




dingoes



cheetah


Q 6



jump



run



swim

With this version, you cut out the answer choices and glue them on index cards. Ask the student the question, and they point to the correct answer.

1. Where do kangaroos live?
 - A. United States
 - B. Canada
 - C. Australia
2. What is the main thing kangaroos eat?
 - A. Grass
 - B. Meat
 - C. Fish
3. What family do kangaroos belong to?
 - A. Reptiles
 - B. Marsupials
 - C. Rabbit
4. Kangaroos live and travel in groups called what?
 - A. Flocks
 - B. Crowds
 - C. Troops/mobs
5. What is what of the main predators of kangaroos?
 - A. Wolf
 - B. Dingoes
 - C. Cheetah
6. How do kangaroos move?
 - A. Jump
 - B. Run
 - C. Swim

This is your traditional multiple choice version. It can also be used as a recording sheet if your students are using the version with index cards.

Kangaroos




By Christa Joy

This unit also includes digital versions of the activities.

Students can watch a movie book version of the book rather than printing it out.



Place the picture in the circle map about the kangaroos.



Each activity is set up so students can click and drag answers. No typing is required.

Kangaroos

1. Kangaroos live in the in .
2. Kangaroos are and keep their babies in a pocket.
3. Kangaroos have very large back .
4. Kangaroos travel by .
5. Kangaroos are and eat mainly grass.

Choose the best picture to finish each sentence.



The second set of slides uses color for differentiation and extra support for students who may need it. Mix and match slides from both sets to make the perfect set for each student.

This resource comes in a zipped folder. You will need to unzip the folder to access all the contents which include:

- **6 days of lesson plans**
- **Kangaroo activities in color**
- **Kangaroo activities in black and white**
- **Voice-recorded PowerPoint show**
- **Kangaroo book (PowerPoint) to use with activities**
- **Links and directions to digital activities**

I also have a resource that is an overview of the 4 terrestrial biomes

- Forests
- Grasslands
- Desert
- Tundra

[**CLICK HERE**](#) 

