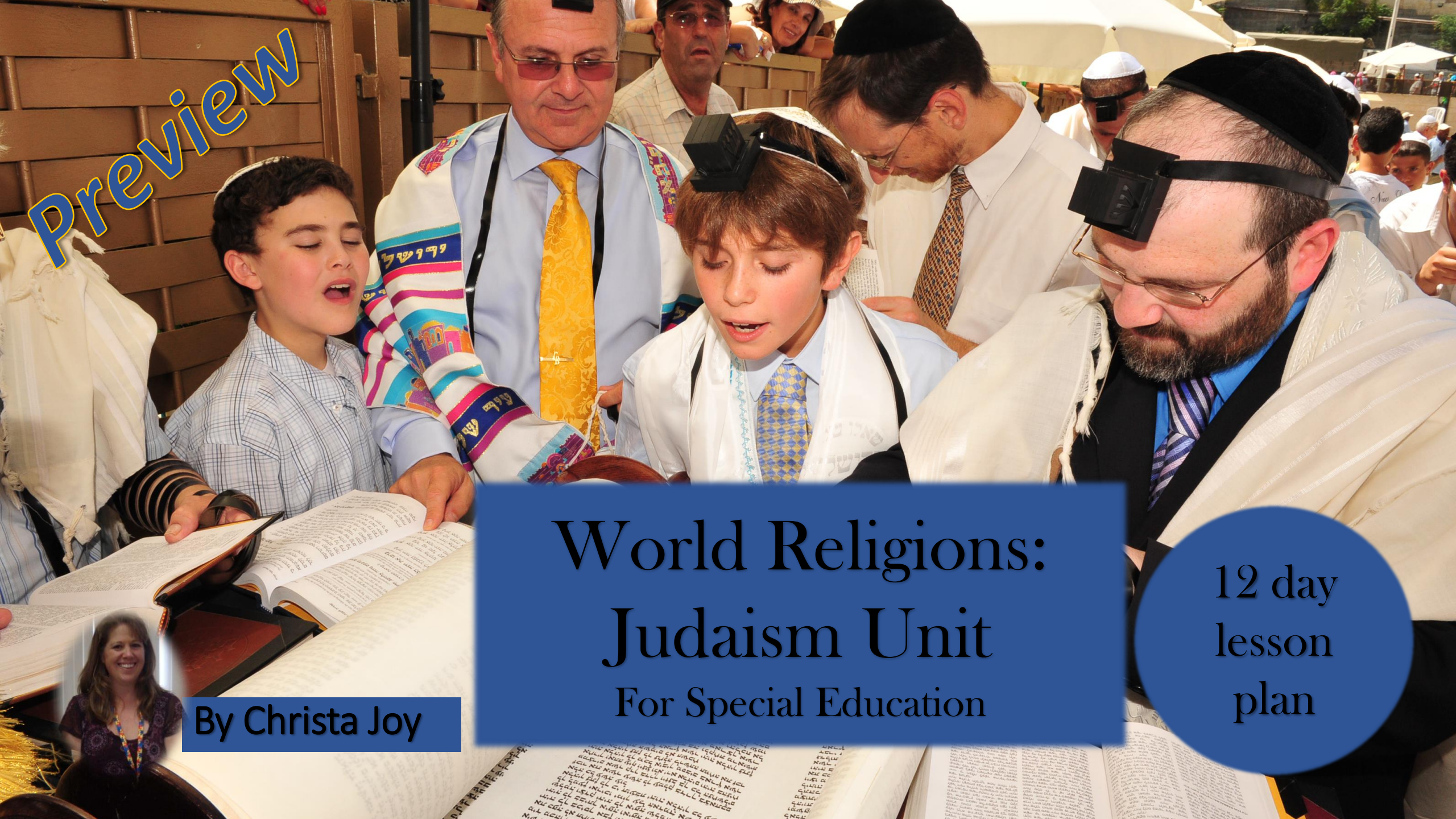


Preview



World Religions: Judaism Unit For Special Education

12 day
lesson
plan

By Christa Joy



World Religions: Judaism

Lesson Plan for High School

Preparation

- Print out a vocabulary board for each student to use throughout unit
 - Laminate or place in page protector
- Book
 - Print out, laminate, and bind
 - OR your students can listen to the pre-recorded version
- Vocabulary cards
 - Print out a set of cards onto cardstock and laminate
 - Make one set for each student and also one for the teacher to use in I Spy games

Preassessment (do day 1 before starting lesson)

- Choose the form of the assessment that best fits the learning level of your students
- Give the assessment to assess what your students may already know
- I cannot emphasize enough how important this step is. If you want to see growth, this preassessment is so important!!

Teaching Tips

1. **Color Coding:** this is a really easy way to add more structure to a matching activity. Outline or color in an empty box or sorting label. Outline or color in the corresponding picture symbols the same colors. Becomes a color matching task.
 - a. For more info, read more here: <https://specialneedsforspecialkids.org/2015/09/05/using-color-coding-for-differentiation/>
 - b. I also have a blog post on differentiating one activity 3 ways: <https://specialneedsforspecialkids.org/2018/10/22/differentiating-1-activity-3-ways-easily-and-effectively/>
2. **Make your own copies of the activities.** Every day I review the activity we did yesterday. For that reason:
 - a. I often complete the activity myself and often laminated it for easy review that I could use year after year.
 - b. My copies were also helpful as either a model for students who needed more support or as a way for more advanced students to self-check their work.



Quick Look

Day	Activity	Day	Activity
1	<ul style="list-style-type: none"> • Book • Vocab cards intro • Circle map 	7	<ul style="list-style-type: none"> • Book • Vocab cards • Spelling
2	<ul style="list-style-type: none"> • Book • Vocab cards activity • Sorting activity 	8	<ul style="list-style-type: none"> • Book • Vocab cards cut and paste • Word search
3	<ul style="list-style-type: none"> • Book • Vocab cards activity • Sorting activity 	9	<ul style="list-style-type: none"> • Book • Vocab cards activity • Close worksheet
4	<ul style="list-style-type: none"> • Book • Vocab cards activity • Collage of main pillars 	10	<ul style="list-style-type: none"> • Book • Vocab cards activity • Close worksheet
5	<ul style="list-style-type: none"> • Book • Vocab cards activity • Create a Seder plate 	11	<ul style="list-style-type: none"> • Book • Vocab cards activity • Close worksheet
6	<ul style="list-style-type: none"> • Book • Vocab cards activity • Writing prompt 	12	<ul style="list-style-type: none"> • Assessment • Cooking activity

Day 2

Activity	Notes	Materials
Read or listen to a recording of the book (10 minutes)	<ul style="list-style-type: none"> • Read through the story, asking lots of questions • Continue to make connections between book and vocabulary board 	<ul style="list-style-type: none"> • book • Vocabulary board
Vocabulary cards I Spy Game (10 minutes)	<ul style="list-style-type: none"> • I play this game, or variations of it the first few days <ul style="list-style-type: none"> ◦ Determine how many cards your students can handle in front of them. This can vary, some students may be able to have all the cards, so may only be able to handle a field of 3-5 • Since this is the first time playing this game, I make it easy. Hold up a card, and have students find the matching one and hold it up • Discuss relevant points on the card <ul style="list-style-type: none"> ◦ You can also play this game in this manner having them find the symbol on their vocabulary board 	<ul style="list-style-type: none"> • Vocabulary cards (student set and teacher set) • Vocabulary board
Circle map review (5 minutes)	<ul style="list-style-type: none"> • Review the worksheet completed yesterday 	<ul style="list-style-type: none"> • Worksheet completed yesterday
Kosher sorting activity (10 minutes)	<ul style="list-style-type: none"> • Do the sorting activity: Kosher vs non-kosher foods • Use color coding if needed • You can also use food magazines and food coupons • Make connections to the book as necessary 	<ul style="list-style-type: none"> • Worksheet • Scissors • Glue • Crayons
Sharing (10 minutes)	<ul style="list-style-type: none"> • Each student shares their finished worksheet with the group using the communication method of their choice 	<ul style="list-style-type: none"> • Completed worksheets • Communication devices

Judaism is the oldest practiced religion in the world today. Over 15 million people follow its teachings. Those who follow this religion are called **Jews**.



Christa Joy, Special Needs for Special Kids

Jews practice **kashrut**. This is a way of eating only certain foods, which they call **kosher**.



Christa Joy, Special Needs for Special Kids

Passover is celebrated in March or April. It is a time to remember when the Jews were led out of Egypt and away from slavery. It is a time of reflection on good and bad times.



Christa Joy, Special Needs for Special Kids

33 page book

Jews believe every person was made in the image of God, and therefore every person should be treated with dignity and respect.




Christa Joy, Special Needs for Special Kids

Not only do they believe in not working during Shabbat, but Jews also believe it is wrong to make other people work. So, they will often not go shopping or out to eat. That would force other people to have to work to serve them.



















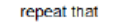
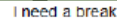







Christa Joy, Special Needs for Special Kids

A **rabbi** is in charge of each synagogue. He teaches, leads prayer, and conducts important ceremonies like weddings and funerals.







Christa Joy, Special Needs for Special Kids





 Judaism	 God	 Torah	 same image	 compassion
 free will	 kosher	 pork	 Shabbat	 Bar/Bah Mitzvah
 Seder plate	 Yom Kippur	 synagogue	 rabbi	 Holocaust
 repeat that	 I like that	 I don't like that	Vocabulary board	
 I don't know	 I need a break			

<h3>Judaism</h3> <p>Oldest religion. Believe in one God who created everyone in this own image.</p>	<h3>Jew</h3> <p>Person who follows the Jewish faith.</p>
<h3>covenant</h3> <p>An agreement.</p>	<h3>Abraham</h3> <p>Father of Judaism. God promised to bless him if he was faithful.</p>

<h3>descendants</h3> <p>Sons, daughters, and their sons and daughters, and continues on.</p> 	<h3>Torah</h3> <p>Holy book of Judaism. Jews believe it contains the word of God spoken to Moses.</p> 
<h3>rabbi</h3> <p>In charge of the synagogue. Lead people in prayer and conducts religious ceremonies.</p> 	<h3>Star of David</h3> <p>Symbol of Jewish faith.</p> 

20 vocab cards

<p>In charge of the synagogue. Lead people in prayer and conduct religious ceremonies.</p>	<h3>Holocaust</h3> 	<h3>free will</h3> 
<p>Celebration when a Jewish child becomes an adult at 12-13</p>	<h3>Israel</h3> 	<h3>kashrut/kosher</h3> 
<p>Ability to make your own choice between good and bad.</p>	<p>Father of Judaism. God promised to bless him if he was faithful.</p>	<p>Jewish New Year.</p>

Cut & paste

Circle map

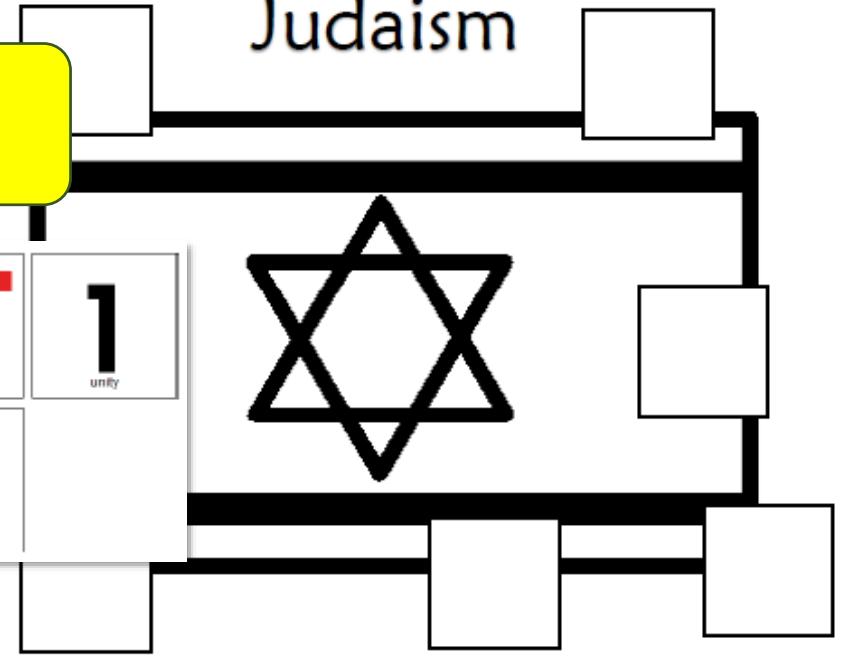


Jews	Abraham	covenant	Torah	rosary
Mecca	free will	one God	kosher	Shabbat
Bar Mitzvah	Passover	priest	Hanukkah	synagogue
Israel	eat pork	Yom Kippur	eat shrimp	rabbi

Collage of Beliefs

one God	Torah	free will	1 unity
rest on Shabbat	made in God's image	compassion	

Judaism



2 Sorting activities

Jews	Abraham	covenant	Torah	rabbi
Israel	free will	one God	kosher	Shabbat
Bar Mitzvah	Passover	Yom Kippur	Hanukkah	synagogue

Hanukkah	Passover	Rosh Hashanah	Yom Kippur
----------	----------	---------------	------------

Jewish Holidays

March	September		December

dreidel	10 days after Rosh Hashanah	Seder plate	fast 25 hours
apples & honey	remember	menorah	New Year

Errorless version

What compassion looks like to me

I try to show compassion to

That means I might someone.

Or, I could just

If someone feels sad, I can

Showing compassion to others is

Writing Prompt



everybody	my friends	my family	my pets	my classmates	strangers
help	greet	be nice to	give a gift to	play	dance
listen	be there	talk	sit together	cheer them on	say it is okay
get them a gift	send a card	call them	play a game with them	walk with them	give them a hug
important	good	nice	kind	loving	my goal

Ingredient Labels

egg	honey
sugar	coffee
butter	baking soda

Picture Recipe: 2 levels

oven	1. Preheat oven to 350		
mix	2. Mix	1 1/2 cup	<input type="checkbox"/>
	3	1 tablespoon	<input type="checkbox"/>
mix	3. Add	3	<input type="checkbox"/>
			<input type="checkbox"/>
		1 1/3 cup	<input type="checkbox"/>
			<input type="checkbox"/>
		1 cup	<input type="checkbox"/>
mix	4. Add	4 cup	<input type="checkbox"/>
		1 teaspoon	<input type="checkbox"/>
		2 tablespoons	<input type="checkbox"/>
		1 teaspoon	<input type="checkbox"/>

Simpler version included

Word search

Judaism

S U M C I K K A A B P C H R C
 Y U P Y B U Y X O C A R A C U
 N G Z D M O S E S F S I D T F
 A I X C J U D A I S M L Y E B
 G Z L O E R E C D U Q L M C H
 O P L V W A S I S R A E L H G
 G H K E F L C R Z B B P S R M
 U D F N Y P E M A D N P Q R T
 E T N A H A N U K K A H S D A
 M O H N S S D R O J P B H I F
 A R M T O S A A S G Q W A M R
 T A J U X O N B H A F J B X W
 V H E A X V T B E H X N B H T
 D H S S V E S I R M K P A Z F
 X I X A B R A H A M P A T E G

JUDAISM	JEW	COVENANT
ABRAHAM	TORAH	RABBI
ISRAEL	KOSHER	SHABBAT
PASSOVER	HANUKKAH	SYNAGOGUE
MOSES	DESCENDANTS	

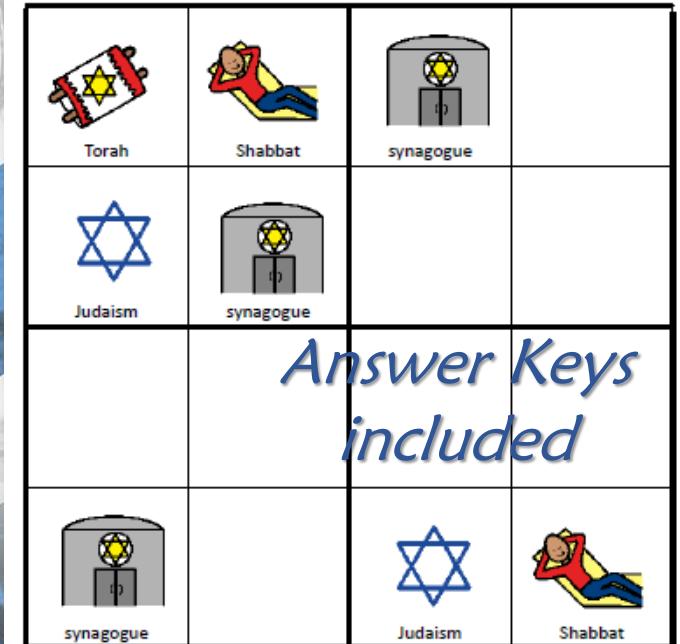
Judaism



Sudoku Puzzles



Judaism



Judaism

1. The father of Judaism is

2. People who follow Judaism are called

3. Jews believe

is the holiest place on Earth.

4. Jews believe the

is the actual word of God.

5. Jews believe there is
into separate parts.

God, who cannot be divided

Judaism (page 1)



Torah

1

one



Abraham



Israel



Jews

4 close worksheets

1. The symbol often used for Judaism is the:



cross



rosary



Star of David

2. Who was the father of Judaism?



Abraham



Virgin Mary



Jesus

3. Jews believe this book is the word of God:



Quran



Torah



Bible

4. Every week this is a time of rest from Friday night to Saturday night:



Shabbat



Hanukkah



Seder plate

5. Jews believe we are all created in the image of:



pig



cow



human

7. Circle all the kosher foods:

- A. pork chop
- B. vegetables
- C. apple
- D. steak
- E. bacon
- F. fish

8. Jews pray in a:

- A. synagogue
- B. barn
- C. mosque

9. This is the most important Jewish holiday and is celebrated 10 days after Rosh Hashanah.

- A. Passover
- B. Yom Kippur
- C. Hanukkah

10. True or False. Jews believe there is one God who can be divided into 3 parts: the Father, the Son and the Holy Spirit.

- A. True
- B. False
- C. I don't know

Assessments 3 versions

Q 9



Passover



Yom Kippur



Hanukkah

Q 10



true



false



I don't know