




Special Ed

IF YOU TAKE A MOUSE TO SCHOOL



ALSO INCLUDES GOOGLE SLIDES



This unit was created with this guy in mind. He is in a class with multiple grade levels and multiple abilities. He is a non-reader, but the girl next to him reads on a 3rd grade level. They all sit at the table together and look to me for what is next.

Table of Contents

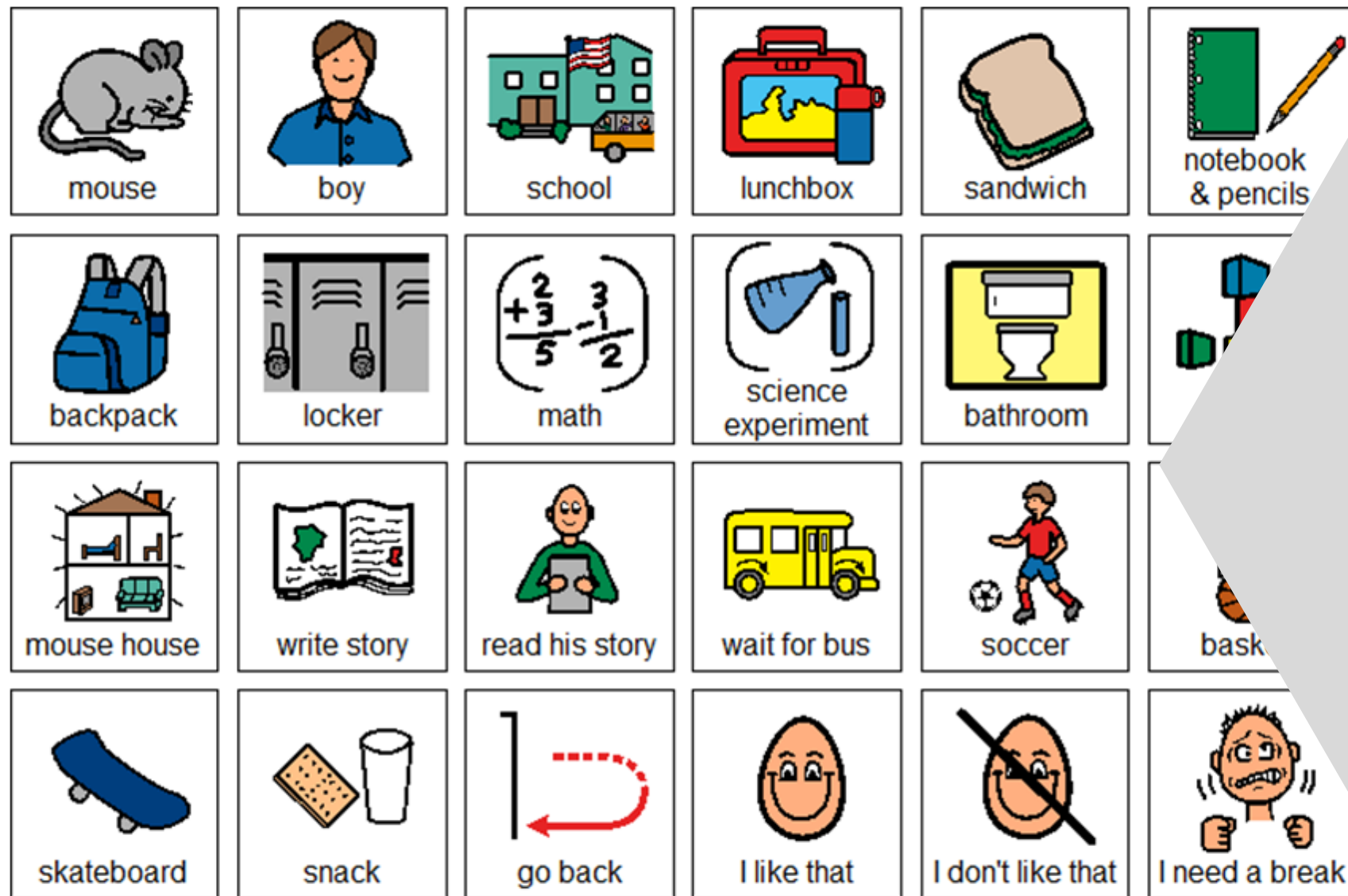
Worksheet pages	Activity
4-5	Story board
6-8	Circle map
9-12	Cause and Effect cut/paste activity color
13-19	Counting booklet
20-32	Where is the Mouse preposition book
33-36	How to make a student feel welcome
37-38	Terms of Use

In a separate file you will find:

- Directions and links to digital activities
- Activities in black and white
- Social story: Welcome Back

This unit has 5 activities to go with this book to last a full week of instruction.

There are 2 separate files, one in color and one in black and white.



There is a vocabulary board with this unit. This is a great way to encourage ALL students to participate in conversations and stay engaged during activities.



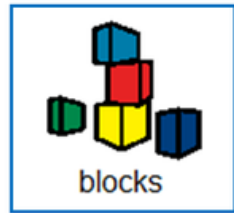
school



lunchbox



backpack



blocks



science experiment



write story




wait for bus




lunchbox




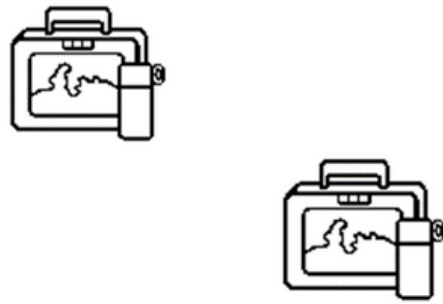
Rather than a typical comprehension check, this unit has 2 cause and effect worksheets that review events from the story.




How many mice do you see?



How many lunchboxes do you see?



How many sandwiches do you see?



How many backpacks do you see?



To review some basic math skills, there is a coloring and counting booklet. Students can write in the numbers or cut and paste the numbers provided.

1

2

3





4

5

6

7

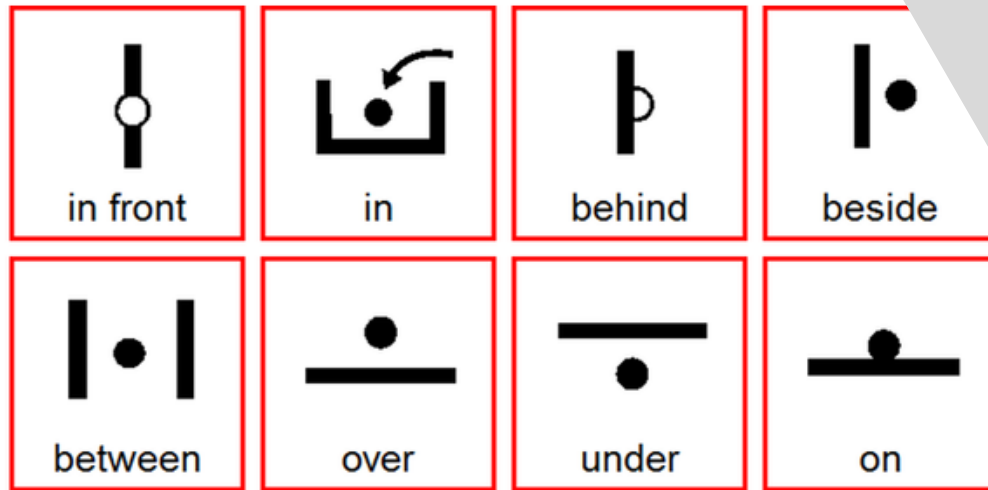
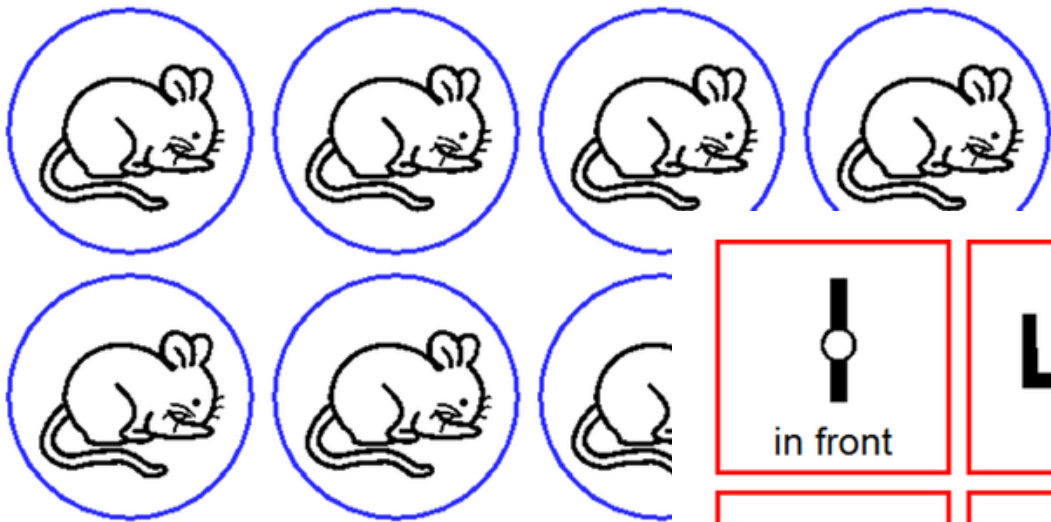
8



The mouse is the sandwiches.

Prepositions are another good skill to practice as a warm up activity.

Students glue the mouse in the circle and then choose the correct preposition to place in the square.





There are some rules we need to follow to make school safe and fun.

Christa Joy, Special Needs for Special Kids



We listen to the teacher and do our best work.


Christa Joy, Special Needs for Special Kids

There is a social story included in this unit about welcoming kids back to school. It has engaging photos and minimal text. Perfect for back to school.


This is in a PowerPoint format you can edit if needed.

What are some ways to make a new student feel welcome?


Place the following in the circle map on the previous page showing ways you could make a new student feel welcome.

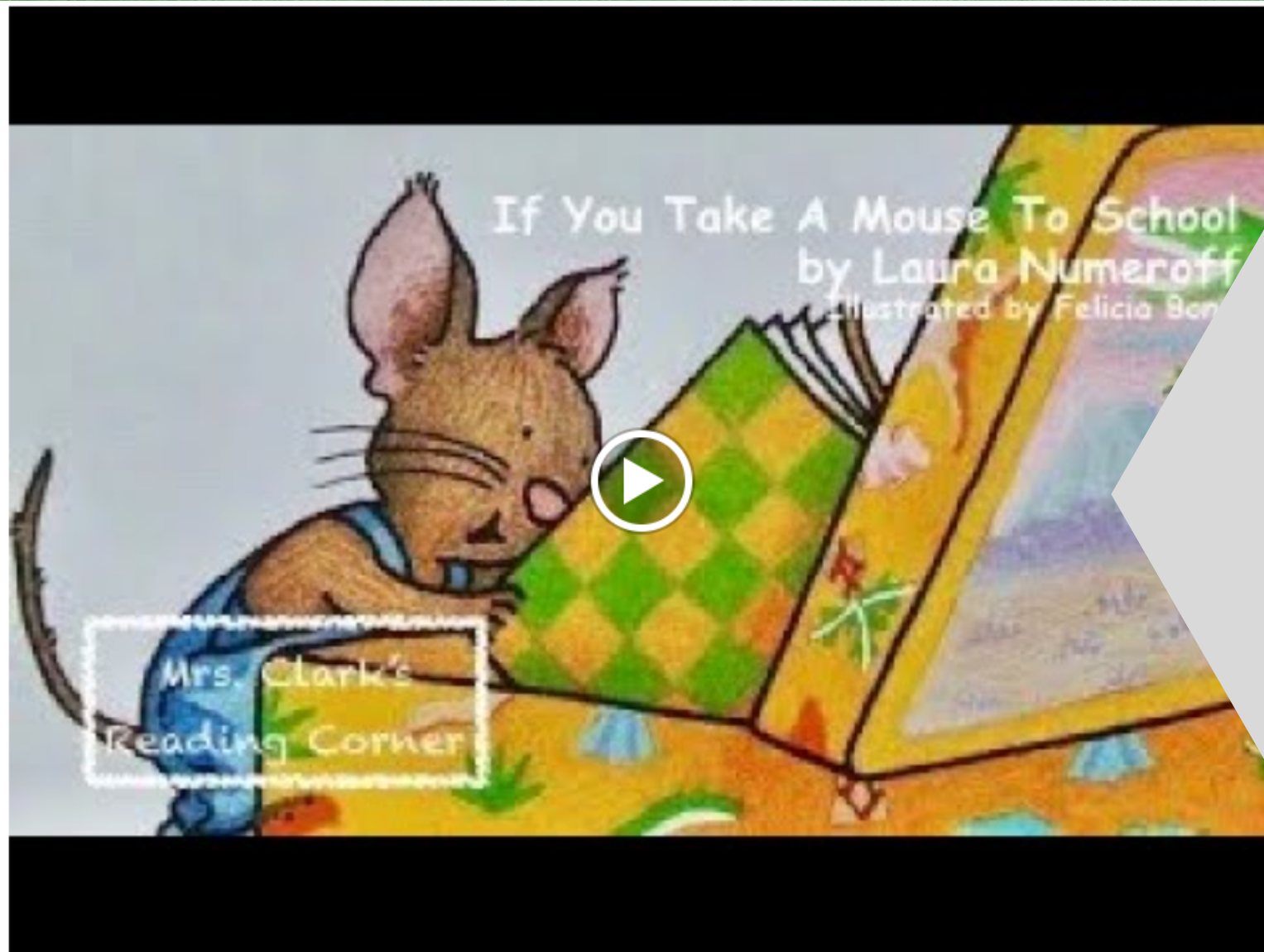


Place the following in the circle map on the previous page **ONLY IF** you think it is a good way to make a new student feel welcome.



There is a circle map showing ways to make a new student feel welcome. There is an option that only has correct answers and one that has wrong answers mixed in.






There is a video of the book read aloud. This is a video from YouTube.



Great for review

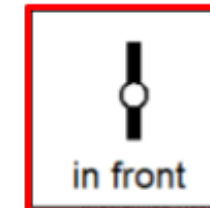
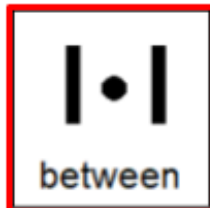
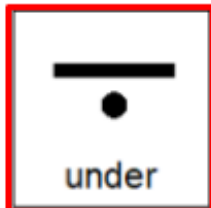
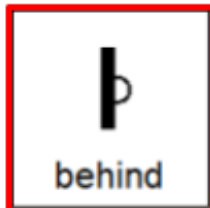
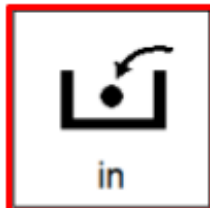
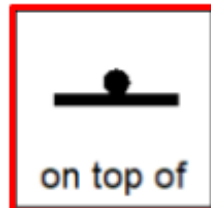


The mouse is the net.



The mouse is the locker.

Match the right preposition.



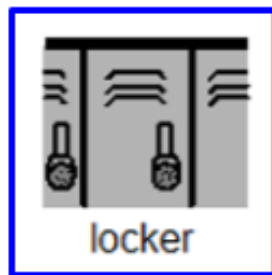
Christa Joy, Special Needs for Special Kids
Communication Symbols ©1981-2020 by Tobii Dynavox. All Rights Reserved
with permission. Boardmaker® is a trademark of Tobii Dynavox

There are digital versions of the activities included. Students click and drag the answers.

Perfect for every learning level



Find the picture that is associated with each one shown.



There are 2 sets,
one that includes
differentiation
shown here.

This resource comes in a zipped folder. You will need to unzip the folder to access all the contents which include:

- *Activities in color*
- *Activities in black and white*
- *Links and directions to digital activities*
- *Social Story (PowerPoint)*

Save money and get this part of my Back to School Literacy Bundle.

CLICK HERE

