

SPECIAL ED

IDIOMS

Rome
wasn't
built
in a day



INCLUDES GOOGLE SLIDES



This unit was created with this guy in mind. He has autism and an intellectual disability. He is a non-reader. With some support this unit is a piece of cake for him. He is my tester!!

Table of Contents

Worksheet Pages	Activity
4-5	Vocabulary board
6-9	Flashcards
10-14	Identify examples of idioms
15-19	Sorting examples
20-25	Matching activities: what does the idiom mean
26-28	Writing Prompt
29-31	Quiz
32-33	Terms of Use

In separate files, you will find:

- Lesson plan
- Voice recorded PowerPoint
- PowerPoint (book referenced in lesson plan)
- Links and directions to digital activities
- Activities in black and white

This unit has 7 days of activities that will guide students through how to identify and use idioms.

The unit is separated into 2 files, one in color and one in black and white.

Idioms Unit Lesson Plan

Preparation

- Print out a vocabulary board for each student to use throughout unit
 - Laminate or place in page protector
- Book
 - Print out, laminate, and bind
 - OR your students can listen to the pre-recorded version
- Flash Cards
 - Print out a set of cards onto cardstock and laminate
 - Make one set for each student and one for the teacher to use in various games

Preassessment (do day 1 before starting lesson)

- Ch
- Cl
- I c
- gr

Teaching

- Cc
- ad
- th
- ta
- M
- ye

Day 5

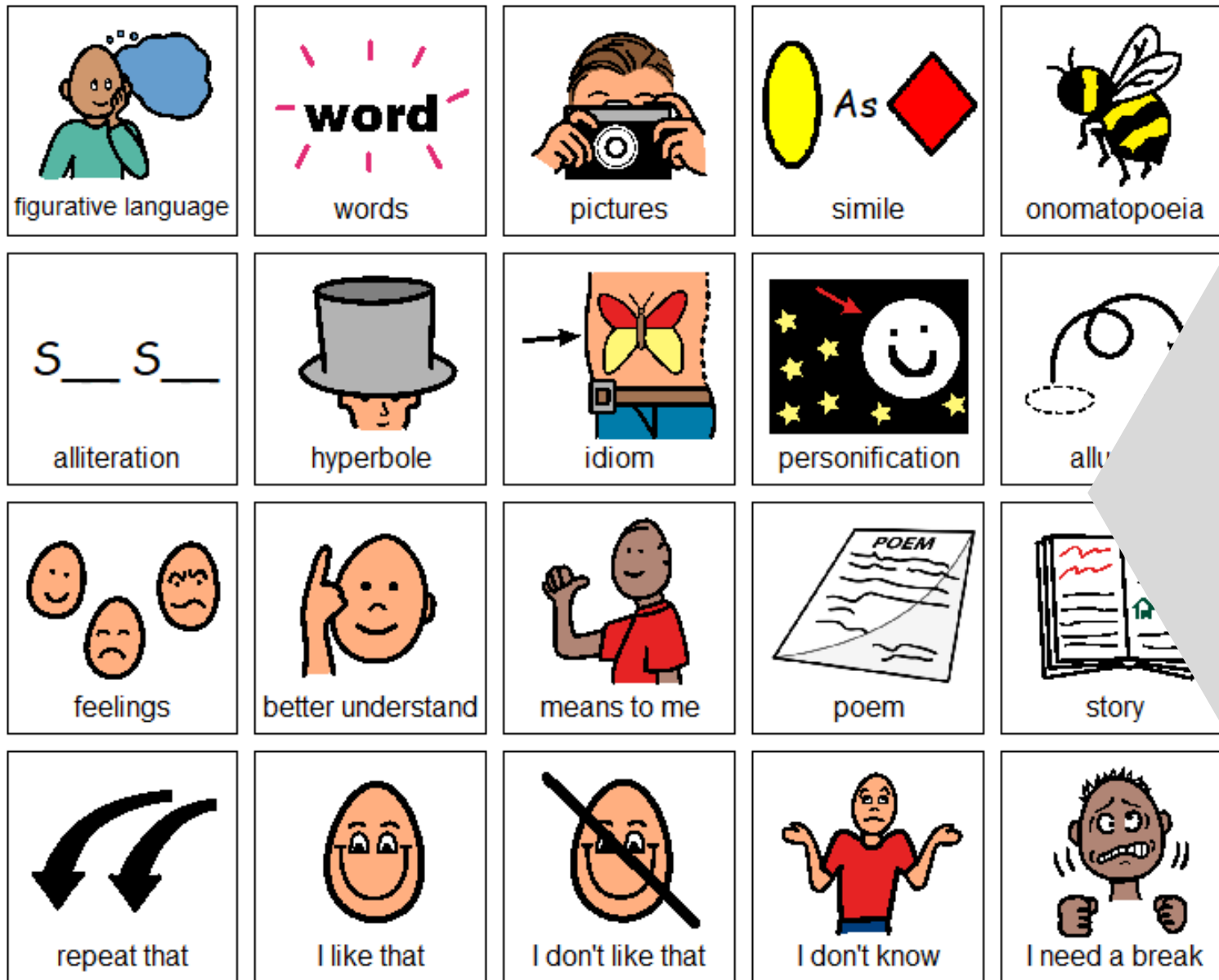
Activity	Notes	Materials
Read or listen to a recording of the book (10 minutes)	<ul style="list-style-type: none"> • Read through the story, asking lots of questions • Continue to make connections between book and vocabulary board 	<ul style="list-style-type: none"> • Book • Vocabulary board
Flash card activity (10 minutes)	<ul style="list-style-type: none"> • Look at the flashcards for ideas for activities to do with the flashcards 	<ul style="list-style-type: none"> • flashcards
Matching worksheet review (5 minutes)	<ul style="list-style-type: none"> • Review the matching worksheet completed yesterday 	<ul style="list-style-type: none"> • Matching worksheet completed yesterday
Matching activity (10 minutes)	<ul style="list-style-type: none"> • Students will complete the matching activity finding the picture that the idiom literally means and the one it actually means • Add color-coding if needed • Make connections to the book as necessary 	<ul style="list-style-type: none"> • Matching worksheet • Scissors • Glue
Sharing (10 minutes)	<ul style="list-style-type: none"> • Each student shares their finished sorting activity with the group using the communication method of their choice 	<ul style="list-style-type: none"> • Completed activity • Communication devices

Quick Look

Day	Activity
1	<ul style="list-style-type: none"> • Book • Flash card activity • Identify examples
2	<ul style="list-style-type: none"> • Book • Flash card activity • Identify examples
3	<ul style="list-style-type: none"> • Book • Flash card activity • Sorting activity

The lesson plans contain:

- Overall tips for teaching students with significant needs
- A quick look at what you will do each day
- Detailed instructions on how that day's lesson should run



This unit comes with a vocabulary board.

Vocabulary boards are great for ALL students to assist with participation and engagement in group discussions.

Tips on how to use in the unit!!

Of course not. We know the phrase “raining cats and dogs” means that it is raining harder than normal.









Finally, authors like to use idioms because it keeps the reader engaged and paying attention. “The first-place medal was just the icing on the cake.”



There is a book with this unit using simple text and photos. It is 25 pages and is an overview of idioms.

It comes in a PowerPoint version as well as a movie/mp4 file (so you don't have to print it out.)

Idiom Examples

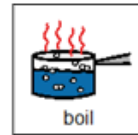
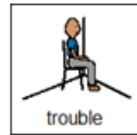
<p>Jerome gave us the cold shoulder.</p> 	<p>That is going to cost you an arm and a leg.</p> 
<p>He was a bull in a china shop.</p> 	<p>Dad told me to hold my horses.</p> 
<p>Make sure you don't let the cat out of the bag.</p> 	<p>Boy are you moving a snail's pace today.</p> 

There are 18 flashcards that come in color and black and white.



Included are suggestions for group activities to do with these each day.

1. Circle or highlight the words that are an idiom.
2. Circle the picture that illustrates what the idiom means.


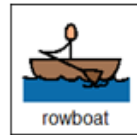
1. You are going to be in so much hot water when mom gets home.



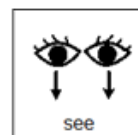
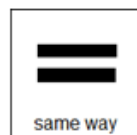
2. Don't tell anyone. You need to keep this under your hat.





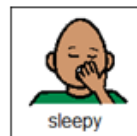
3. Carl and I are in the same boat.



4. We see eye to eye on how to fix this?





5. Boy did he wake up on the wrong side of the bed.



There are 3 worksheets where students identify idioms.



Sort the examples on the next page into those that are examples of an idiom and those that are not.



It is raining cats and dogs.	That pie was delicious.
A bird in the hand is worth two in the bush.	I have so much laundry to do.
I want to go swimming.	Shawna and I were in the same boat.
That hike was a piece of cake.	He hit the winning homerun.
Boy are you going to be in hot water.	The sky was blue and clear.
The band sounded great.	I worked so hard; I will sleep like a log.
It is pouring rain.	My new bike cost an arm and a leg.
The teacher told us to stop monkeying around.	Her team won first place.

©1981-2021 by Tobii Dynavox. All Rights Reserved. Boardmaker® is a trademark of Tobii Dynavox.

Sort the examples on the next page into those that are examples of an idiom and those that are not.




 1 hold your horses	 cool as a cucumber	 hit piñata	 sleep like a log
 drive a car	 kick a ball	 piece of cake	 lay egg
 busy as a bee	 empty the trash	 mow the lawn	 strong as an ox
 let cat out of the bag	 tricked you	 clean as a whistle	 haunted house

There are 2 sorting activities identifying phrases that are and are not idioms.

In box 1 place the picture showing what the literal meaning of the idiom is. In box 2 place the pictures showing what the idiom actually means.


<p>They were like two peas in a pod.</p> <div style="display: flex; justify-content: space-around; height: 100px;"> <div style="border: 1px solid black; width: 50px; height: 50px; text-align: center; line-height: 50px;">1</div> <div style="border: 1px solid black; width: 50px; height: 50px; text-align: center; line-height: 50px;">2</div> </div>	<p>Make sure you don't drop the ball.</p> <div style="display: flex; justify-content: space-around; height: 100px;"> <div style="border: 1px solid black; width: 50px; height: 50px; text-align: center; line-height: 50px;">1</div> <div style="border: 1px solid black; width: 50px; height: 50px; text-align: center; line-height: 50px;">2</div> </div>
<p>He was mad as a hornet.</p> <div style="display: flex; justify-content: space-around; height: 100px;"> <div style="border: 1px solid black; width: 50px; height: 50px; text-align: center; line-height: 50px;">1</div> <div style="border: 1px solid black; width: 50px; height: 50px; text-align: center; line-height: 50px;">2</div> </div>	<p>I feel like I am walking on eggshells around you.</p> <div style="display: flex; justify-content: space-around; height: 100px;"> <div style="border: 1px solid black; width: 50px; height: 50px; text-align: center; line-height: 50px;">1</div> <div style="border: 1px solid black; width: 50px; height: 50px; text-align: center; line-height: 50px;">2</div> </div>
<p>It is not rocket science.</p> <div style="display: flex; justify-content: space-around; height: 100px;"> <div style="border: 1px solid black; width: 50px; height: 50px; text-align: center; line-height: 50px;">1</div> <div style="border: 1px solid black; width: 50px; height: 50px; text-align: center; line-height: 50px;">2</div> </div>	<p>Boy, do I have a sweet tooth.</p> <div style="display: flex; justify-content: space-around; height: 100px;"> <div style="border: 1px solid black; width: 50px; height: 50px; text-align: center; line-height: 50px;">1</div> <div style="border: 1px solid black; width: 50px; height: 50px; text-align: center; line-height: 50px;">2</div> </div>



There are matching activities where students find images that match the literal and actual meaning of the idiom.


A Piece of Cake

I thought that




was a piece of cake.

So did my



. We are two peas in a pod.

Of course, I was
stomach.



I had butterflies in my

But I knew I was ready. I had prepared for 5



Tonight, I will sleep like a log. I am so



homework	test	class	bike race	race	hike
friend	sister	brother	neighbor	teammate	parent
nervous	worried	scared	excited	ready	confused
hours	days	nights	weeks	months	years
exhausted	tired	happy	thankful	proud	excited

There is a writing prompt that uses idioms. This is an errorless activity.

Idiom Quiz




1. Idiom is a form of:




2. Idioms are often expressions that have been around for:





3. Circle all the idioms:



4. Do idioms mean exactly what they say?



5. Idiom help to keep the reader:



Idiom Quiz

1. Idiom is a form of:

- A. Poetry
- B. Figurative language
- C. Fairy tale

2. Idioms are often expressions that have been around for:

- A. Short time
- B. Long time
- C. I don't know

3. Circle all the idioms:

- A. Ice fishing
- B. Piece of cake
- C. Busy as a bee
- D. clean windows
- E. 2 peas in a pod
- F. Hold your horses

4. Do idioms mean exactly what they say?

- A. Yes
- B. No
- C. I don't know

5. Idiom help to keep the reader:

- A. Bored
- B. Sleepy
- C. Excited

FINALLY there is a 5 question quiz. It comes in this version with pictures and one that is traditional multiple choice.

Answer key included.

This resource comes in a zipped folder. You will need to unzip the folder to access all the contents which include:

- **7 days of lesson plans**
- **Color version of activities**
- **Black and white version of activities**
- **Idioms (PowerPoint) to use with activities**
- **Digital versions of activities**

Also digital activities

Watch the movie
on Idioms

But even when books only have words, the author can still create a picture just using words. The picture is not on the page, but in the reader's mind.

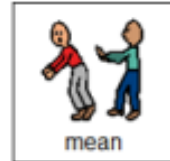




Christa Joy, Special Needs for Special Kids

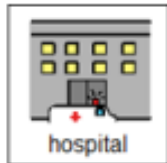
*This unit also has
google slides. This
includes a movie
version of the book.*

great for review


1. Billy is just the class clown.





2. My new video game cost an arm and a leg.



3. I was so tired last night, I slept like a log.




4. Why don't you want to go into the cave? Are you chicken?



5. Just slow down and hold your horses.



1. Highlight the words that are an idiom.
2. Circle the picture that illustrates what the idiom means.



There are 2 sets of slides. These are click and drag activities.

perfect for every learning level



Sort the following into the correct column depending on whether they contain an idiom. If you are not sure, place it on the middle line.

It is raining cats and dogs.

That pie was delicious.

A bird in the hand is worth two in the bush.

I have so much laundry to do.

I want to go swimming.

Shawna and I were in a boat.

That hike was a piece of cake.

He hit the winning shot.

Boy are you going to be in hot water.

The sky was blue.

The band sounded great.

I worked so hard; I was like a log.

It is pouring rain.

My new bike cost an arm and a leg.

The teacher told us to stop monkeying around.

Her team won first place.

Christa Joy, Special Needs for Special Kids

The Picture Communication Symbols ©1981–2019 by Tobii Dynavox. All Rights Reserved Worldwide. Used with permission. Boardmaker® is a trademark of Tobii Dynavox

The second set is differentiated using color. They have students click and drag pictures to manipulate.

**SAVE MONEY AND GET THIS UNIT
AS PART OF THE FIGURATIVE
LANGUAGE BUNDLE**

CLICK HERE

