

Special Ed

HURRICANES



ALSO INCLUDES GOOGLE SLIDES

Special Needs for Special Kids



This unit was created with this guy in mind. He has autism and an intellectual disability. He is a non-reader grew up in hurricane country, AND he is able to do these activities. He is my tester!!

Hurricane Unit for Special Education

By Christa Joy
Special Needs for Special Kids



Christa Joy, SpecialNeeds for Special Kids

Table of Contents

Worksheet pages	Activity
4-5	Vocabulary board
6-9	Circle map
10-15	Hurricane maps
16-21	Sequencing activity
22-27	Writing prompt
28-32	Close worksheets
33-43	Assessments
44-45	Terms of Use

Also included in this resource as separate files:

- Lesson plans
- Links and directions to digital activities
- PowerPoint (**this is the book in the lesson plan**)
- Voice recorded PowerPoint
- Activities in black and white

Christa Joy, SpecialNeeds for Special Kids

This unit contains 7 days of material that is in both printable and digital formats. I have included a detailed lesson plan to help you make the most of everything in this unit including how to add some group activities.

It comes in 2 separate files. One in color and one in black and white.

Hurricanes Lesson Plan

Preparation

- Print out a vocabulary board for each student to use throughout unit
 - Laminate or place in page protector
- Book
 - Print out, laminate, and bind
 - OR your students can listen to the pre-recorded version

Preassessment (do day 1 before starting lesson)

- Choose the form of the assessment that best fits the learning level of your students
- Give the assessment to assess what your students may already know
- I cannot emphasize enough how important this step is. If you want to see growth, this preassessment is so important!!

Teaching Tips

1. **Color Coding:** this is a really easy way to add more structure to a matching activity. Outline or color in an empty box the corresponding picture symbols the same task.
 - a. For more info, read more here: <https://specialneedsforspecialkids.org/differentiation/>
 - b. I also have a blog post on different <https://specialneedsforspecialkids.org/3-ways-easily-and-effectively/>
2. **Make your own copies of the activities:** Ev yesterday. For that reason:
 - a. I often complete the activity myself that I could use year after year.
 - b. My copies were also helpful as either more support or as a way for more work.

Quick Look


Day	Activity	Day	Activity
1	<ul style="list-style-type: none"> • Book • Vocab board activity • Circle map 	6	<ul style="list-style-type: none"> • Book • Vocab board • Close work
2	<ul style="list-style-type: none"> • Book • Vocab board activity • Hurricane map 	7	<ul style="list-style-type: none"> • Assessment
3	<ul style="list-style-type: none"> • Book • Vocab board activity • Hurricane map 		

Day 5

Activity	Notes	Materials
Read or listen to a recording of the book: Knowing Severe Weather is Coming (10 minutes)	<ul style="list-style-type: none"> • Read through the story, asking lots of questions • Continue to make connections between book and vocabulary board 	<ul style="list-style-type: none"> • Book • Vocabulary board
Vocabulary cards Bean Bag Toss (10 minutes)	<ul style="list-style-type: none"> • Glue the cut apart symbols to the paper plates (one on each plate) • Arrange them around the room • Students toss the bean bag trying to get it to land on a paper plate • Students retrieve the paper plate and share the vocabulary card they retrieved 	<ul style="list-style-type: none"> • Vocabulary cards • Vocabulary cards cut apart • Small paper plates (you can also use pieces of construction paper) • Bean bags
Sequencing worksheet review (5 minutes)	<ul style="list-style-type: none"> • Review the worksheet completed yesterday 	<ul style="list-style-type: none"> • worksheet completed yesterday
Writing prompt (10 minutes)	<ul style="list-style-type: none"> • Complete the writing prompt on hurricanes • No need for color coding, as this is an errorless activity 	<ul style="list-style-type: none"> • worksheet • Scissors • Glue
Sharing (10 minutes)	<ul style="list-style-type: none"> • Each student shares their finished story with the group using the communication method of their choice 	<ul style="list-style-type: none"> • Completed story • Communication devices

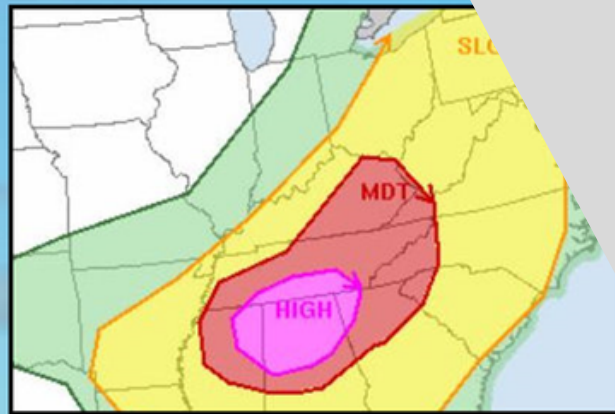
The lesson plans contain:

- Overall tips for teaching students with significant needs
- A quick look at what you will do each day
- Detailed instructions on how that day's lesson should run



A hurricane is a huge storm that has strong winds and lots of rain.

Christa Joy, Special Needs for Special Kids

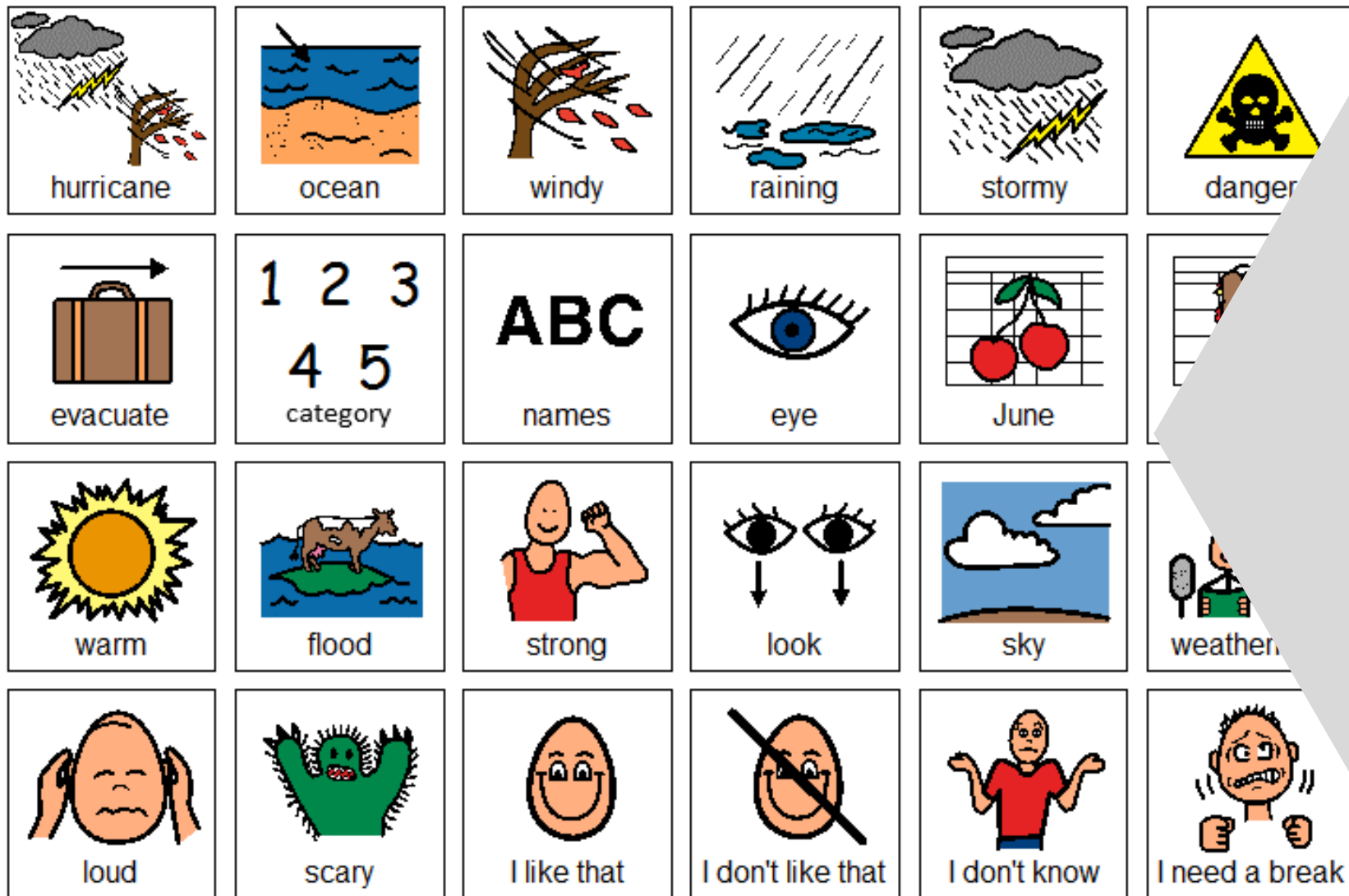


The announcer will tell us **where** the severe weather is heading .

Christa Joy, Special Needs for Special Kids

There are 2 books with this unit using simple text and photos. One is on hurricanes and one is on how to know severe weather is coming.

It comes in a PowerPoint (so you don't have to print it out.) and an mp4 file.

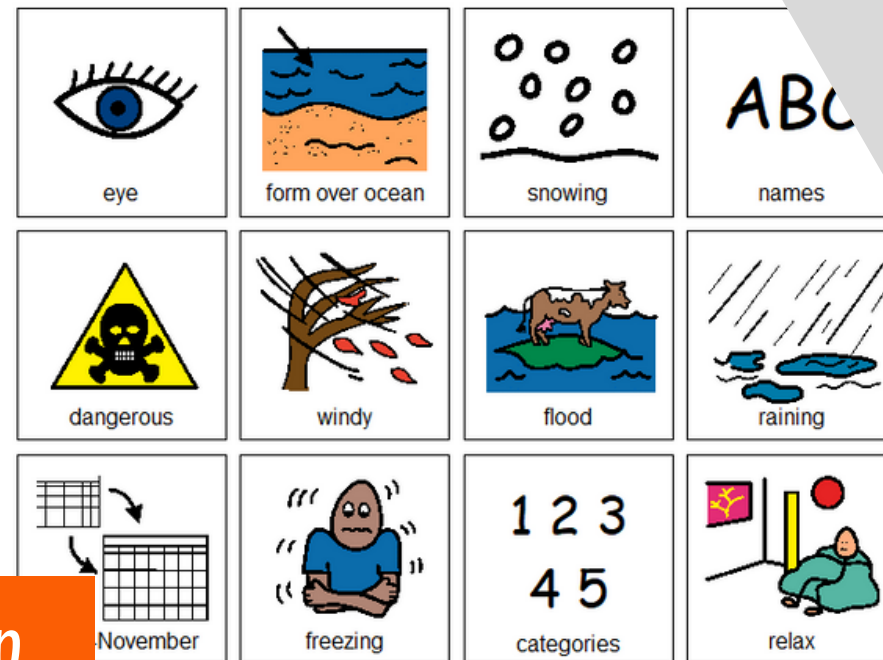
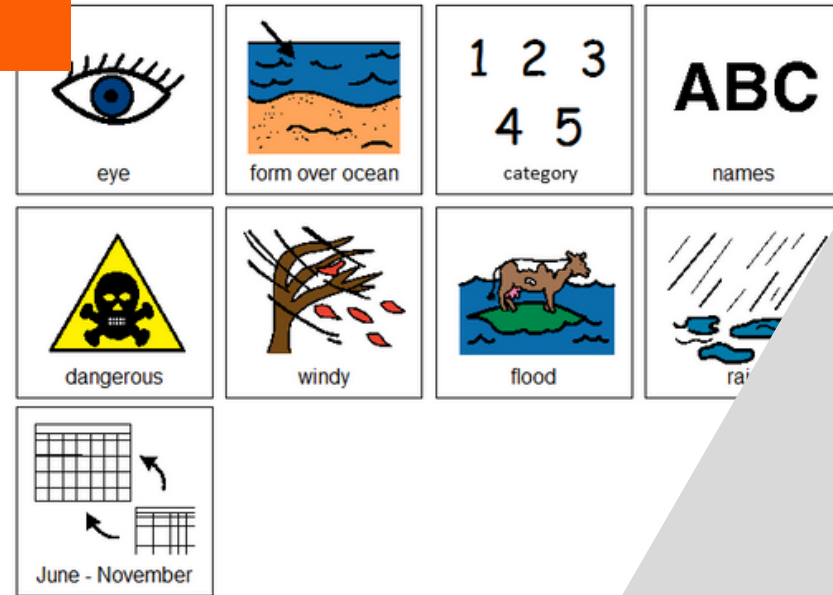


This unit comes with a vocabulary board.

Vocabulary boards are great for ALL students to assist with participation and engagement in group discussions.

Tips on how to use in the unit!!

errorless



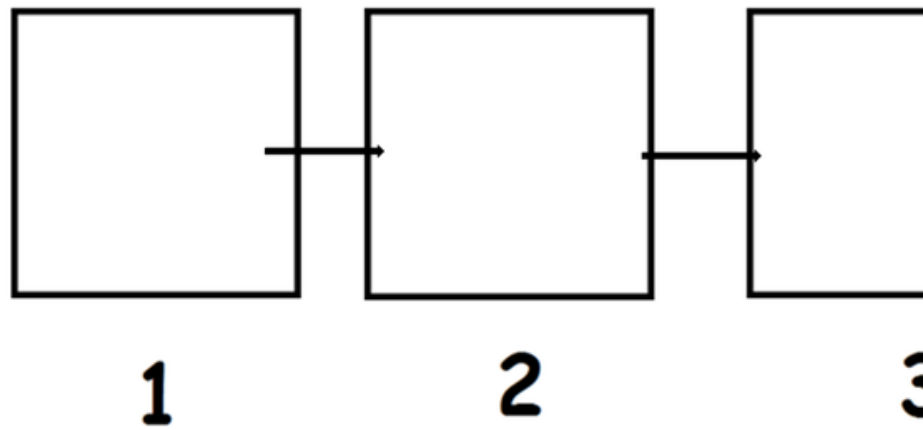
wrong answers mixed in

There is a circle map in this unit.

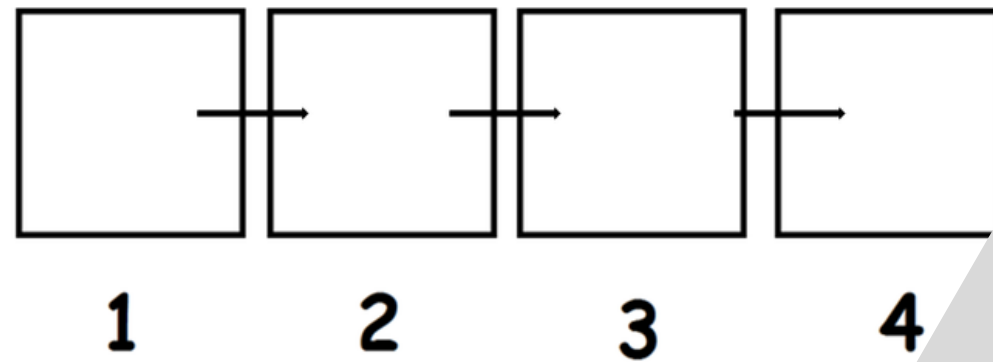
This circle map is a great way for students to see a concept at a glance. There are 2 versions:

- One is errorless
- One has wrong answers mixed in students will have to set aside

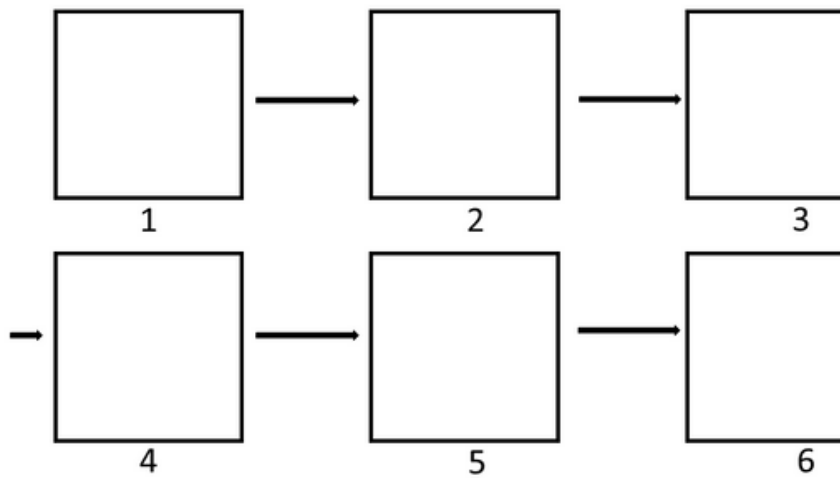
Sequencing Template



Sequencing Template



Sequencing Template



 go inside	 hear alarm	 find safe place	 lightning
 wait	 quiet	 listen	 windy
 get down	 dark sky	 thunder	

There are 3 levels of sequencing activities including addressing what to do when you know severe weather is coming.



United States

Christa Joy, Special Needs for Special Kids



Mexico

Christa Joy, Special Needs for Special Kids

There are 5 maps for students to color in the hurricane-prone areas.

- US
- Mexico
- Australia
- Caribbean
- World map



Caribbean Islands

Christa Joy, Special Needs for Special Kids



Australia

Christa Joy, Special Needs for Special Kids

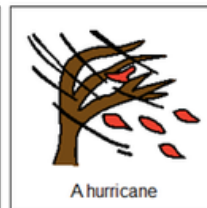
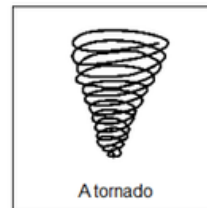
Severe weather...

1	2	3
---	---	---

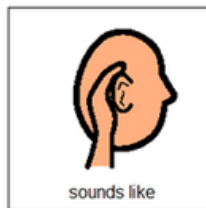
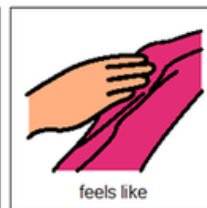
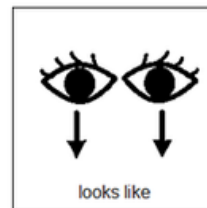
Students can choose from any of the pictures below to finish the writing prompt

1

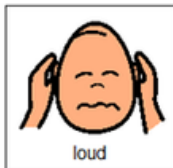
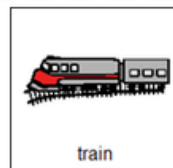
Chris



2



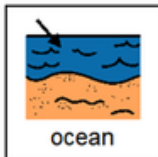
3



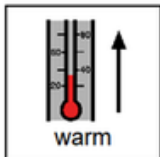
There are 2 writing prompts included about severe weather. These are errorless. Students choose a picture to fill in each box.

Hurricanes

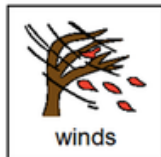
1. A is an example of severe weather.
2. A hurricane has strong and lots of rain.
3. Hurricanes form over the .
4. Hurricanes need weather and water to form.
5. The center of the hurricane is called the of the storm.



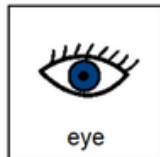
ocean



warm



winds



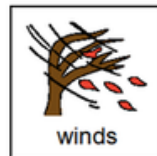
eye



hurricane

Hurricanes

6. All the rain from a hurricane can cause .
7. Once a hurricane forms, it is given a .
8. There are different categories depending how strong are.
9. If the storm gets too strong, people will need to .
10. Tropical can also be dangerous.



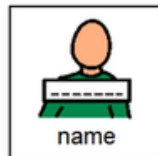
winds



floodings



storms



name



evacuate


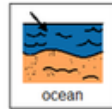
Close worksheets are a great informal assessment. This unit has 10 questions that review facts from the book.

Answer key included.

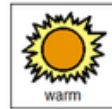
1. Hurricanes are an example of severe weather.



2. Where do hurricanes form?



3. What type of weather and hurricanes to form?



4. How do you know if a hurricane is coming?



5. Hurricanes have strong what?



1. Hurricanes are an example of severe weather.

- A. True
- B. False

2. Where do hurricanes form?

- A. Desert
- B. Ocean
- C. Prairie

3. What type of weather and water is needed for hurricanes to form?

- A. Warm
- B. Cold
- C. Snowy

4. How do you know if a hurricane is coming?

- A. Guess
- B. Feel it
- C. Listen to the weatherman

5. Hurricanes have strong what?

- A. Smells
- B. Winds
- C. Feelings

6. Because of all the rain, hurricanes can cause:

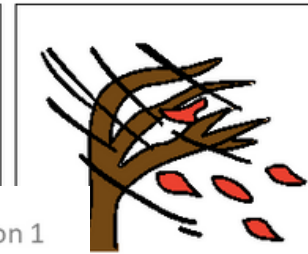
- A. Floods
- B. Music
- C. Pools

Print onto cardstock or mount on index cards. Cut pictures apart and show student answer choices for each question.


Q 5



Version 1



winds



music

FINALLY the assessment!! There are 3 versions.

- 10 questions with 3 picture choices for each question
- cut out the answer choices and glue them on index cards
- traditional multiple choice

Answer key included.

Slide to the
book on
Hurricanes
read aloud

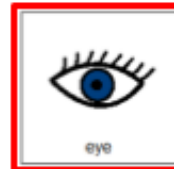


This unit also includes digital versions of the activities.

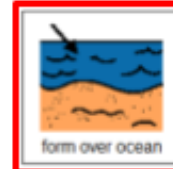
Students can watch a movie book version of the book rather than printing it out.

Great for review

differentiat
Place pictures in circle map about hurricanes.



eye



form over ocean



1 2 3
4 5
category



AB



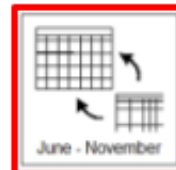
dangerous



windy



flood



June - November





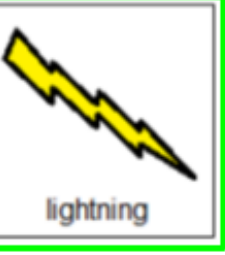


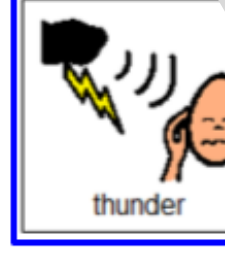
hurricane

Each activity is set up so students can click and drag answers. No typing is required.

perfect for all learning levels

Level 3: differentiated

When there is severe weather what should you do? Put the steps in the correct order.

 dark sky	 wind
 lightning	 find safe place
 go inside	 thunder

Christa Joy, Special Needs for Special Kids
The Picture Communication Symbols ©1981–2019 by Tobii Dynavox. All Rights Reserved
Worldwide. Used with permission. Boardmaker® is a trademark of Tobii Dynavox

The second set of slides uses color for differentiation and extra support for students who may need it. Mix and match slides from both sets to make the perfect set for each student.

This resource comes in a zipped folder. You will need to unzip the folder to access all the contents which include:

- ***7 days of lesson plans***
- ***Hurricane activities in color***
- ***Hurricane activities in black and white***
- ***Voice-recorded PowerPoint show***
- ***Hurricanes book (PowerPoint) to use with activities***
- ***Links and directions to digital activities***