

**Special Ed**

**How do Dinosaurs go to School?**



**ALSO INCLUDES GOOGLE SLIDES**





*This unit was created with this guy in mind. He is in a class with multiple grade levels and multiple abilities. He is a non-reader, but the girl next to him reads on a 3rd grade level. They all sit at the table together and look to me for what is next.*



# Table of Contents

Worksheet pages	Activity
4-5	Storyboard
6-9	Dinosaur circle map
10-14	Replacing behaviors
15-18	Good vs Bad behavior sorting
19-22	Comprehension Check
23-26	Places you can sit
27-28	Terms of Use

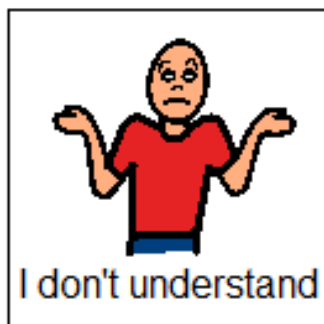

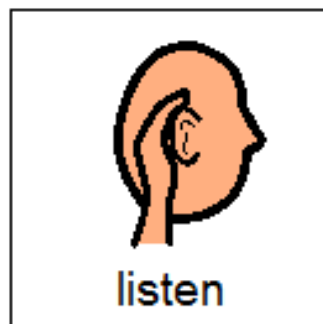


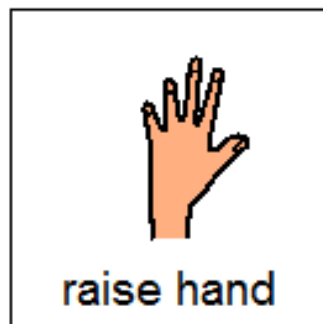
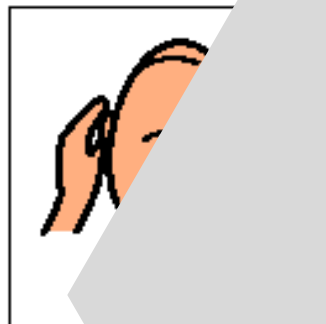


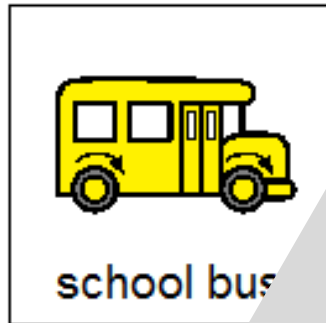
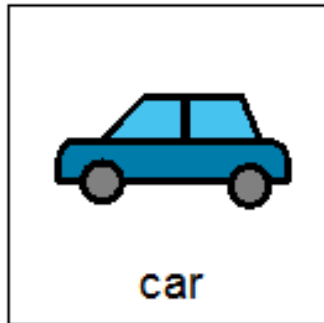
In a separate file you will find:

- Directions and links to digital activities
- Activities in black and white
- Social story: Staying in my Chair

*This unit has 5 activities to go with this book to last a full week of instruction.*

*There are 2 separate files, one in color and one in black and white.*






There is a vocabulary board with this unit. This is a great way to encourage ALL students to participate in conversations and stay engaged during activities.













What are some things that you know about dinosaurs?


















errorless


Place the pictures in the circle map on previous page to show things about dinosaurs.

 extinct	 huge	 meat eaters	 plant eaters	 fly
 horns	 plates	 hatch	 museum	 reptiles


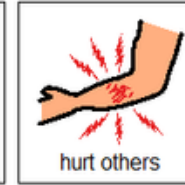




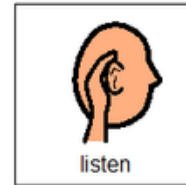


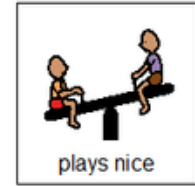

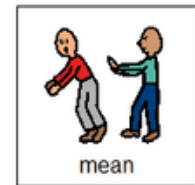
Place the pictures in the pond on the previous page **ONLY IF** they are things about dinosaurs.

 extinct	 huge	 fur	 plant eaters	 fly
 horns	 plates	 hatch	 tiny	 reptiles
 live in a zoo	 made fire	 meat eaters	 museum	 outer space

There is a circle map with facts about dinosaurs. There is an option that only has correct answers and one that has wrong answers mixed in.







There are two sorting activities. One uses behaviors from the book. The other one is great for generalization. It uses common behaviors often seen as kids head back to school.






run in hall




throwing trash



run away from



lie on floor




tantrum



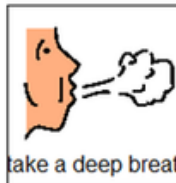
hit others



Christa Joy, Special Needs for Special Kids  
The Picture Communication Symbols ©1981-2020 by Tobii Dynavox. All Rights Reserved  
Worldwide. Used with permission. Boardmaker® is a trademark of Tobii Dynavox



walk in hall




take a deep breath



clean up mess




throw trash away



say I don't like that




Let's play again



play nice



say excuse me



share




sit in chair



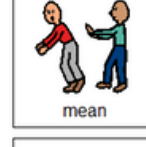
play together



yell




interrupting



mean



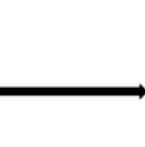
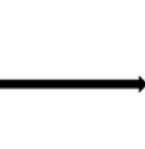
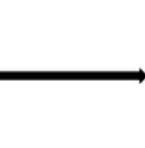
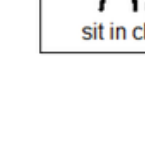
make a mess



cheat



take



Christa Joy, Special Needs for Special Kids  
The Picture Communication Symbols ©1981-2020 by Tobii Dynavox. All Rights Reserved  
Worldwide. Used with permission. Boardmaker® is a trademark of Tobii Dynavox


It is one thing to know that a behavior is not appropriate, but it is even better when the student can figure out a better behavior that is more acceptable. This activity has students find replacement behaviors for the ones shown.



Title



Authors



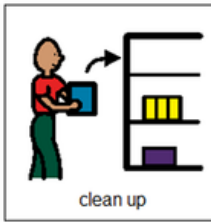
How does the dinosaur act in the beginning?



How does the dinosaur act at the end?



Main character



clean up



dinosaur

by  
Jane Yolen  
&  
Mark Teague



What is one good thing the dinosaur did?



school

How do  
Dinosaurs  
go to  
School?



good



bad



hit others

There is a simple comprehension check to review the main points of the book.





While I am at school, I spend a lot of time sitting in my chair.



When I am in the cafeteria, it is best to stay in my chair.



The floor is dirty. YUCK!!



There is a social story included in this unit about staying in your chair. It has engaging photos and minimal text. Perfect for back to school.


This is in a PowerPoint format so you can edit the text if needed.




Where are some different places you might sit in school?



Place the following in the circle map showing different places you might sit in school.




Place the following on the previous page **ONLY IF** they are showing different places you might sit in school.



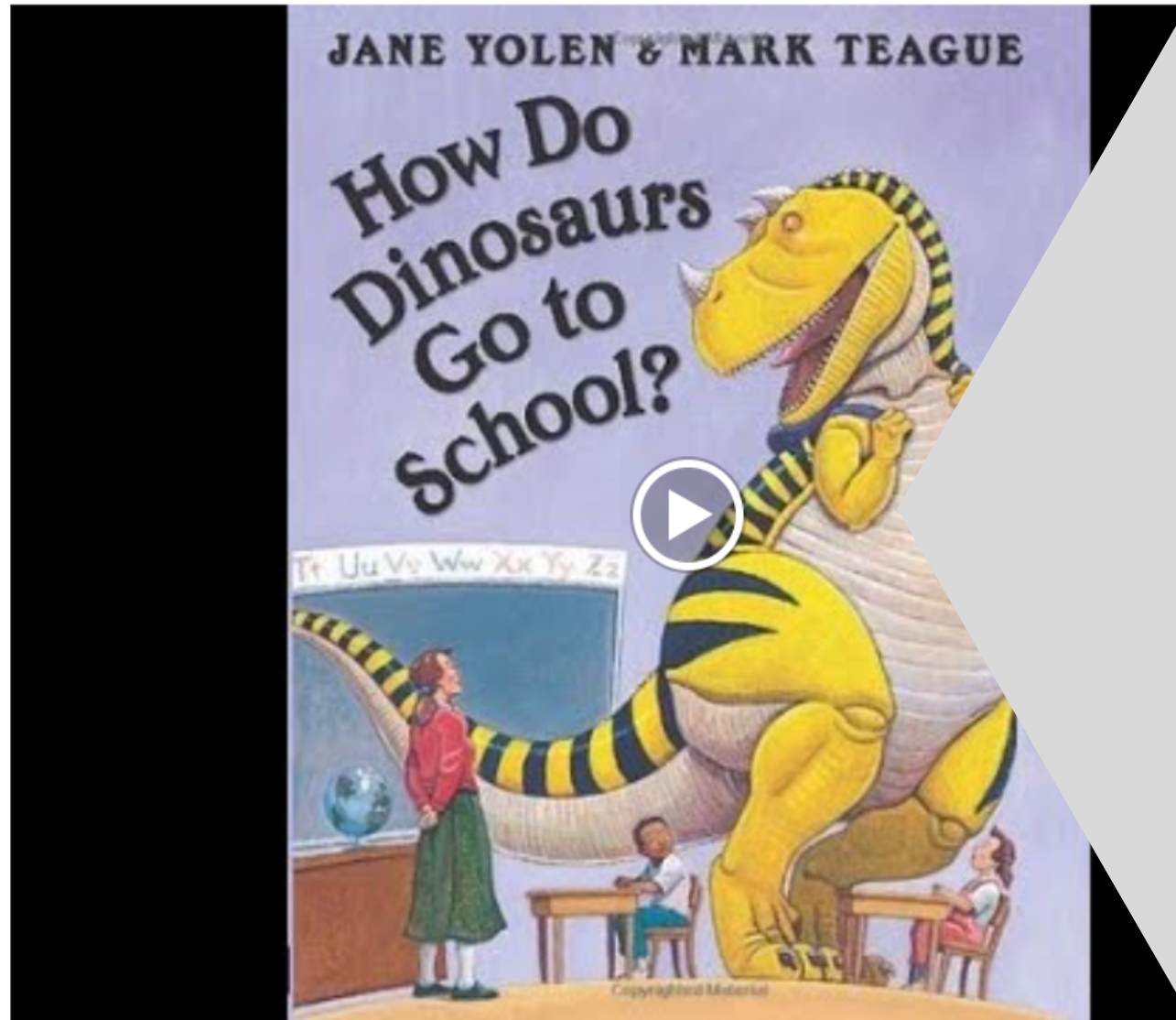
Christa Joy, Special Needs for Special Kids The Picture  
Dynamox. All Rights Reserved Worldwide. Used with permission  
Dynamox

There is a circle map with places you could sit while in school. There is an option that only has correct answers and one that has wrong answers mixed in.





Listen to How  
Dinosaurs go to  
School



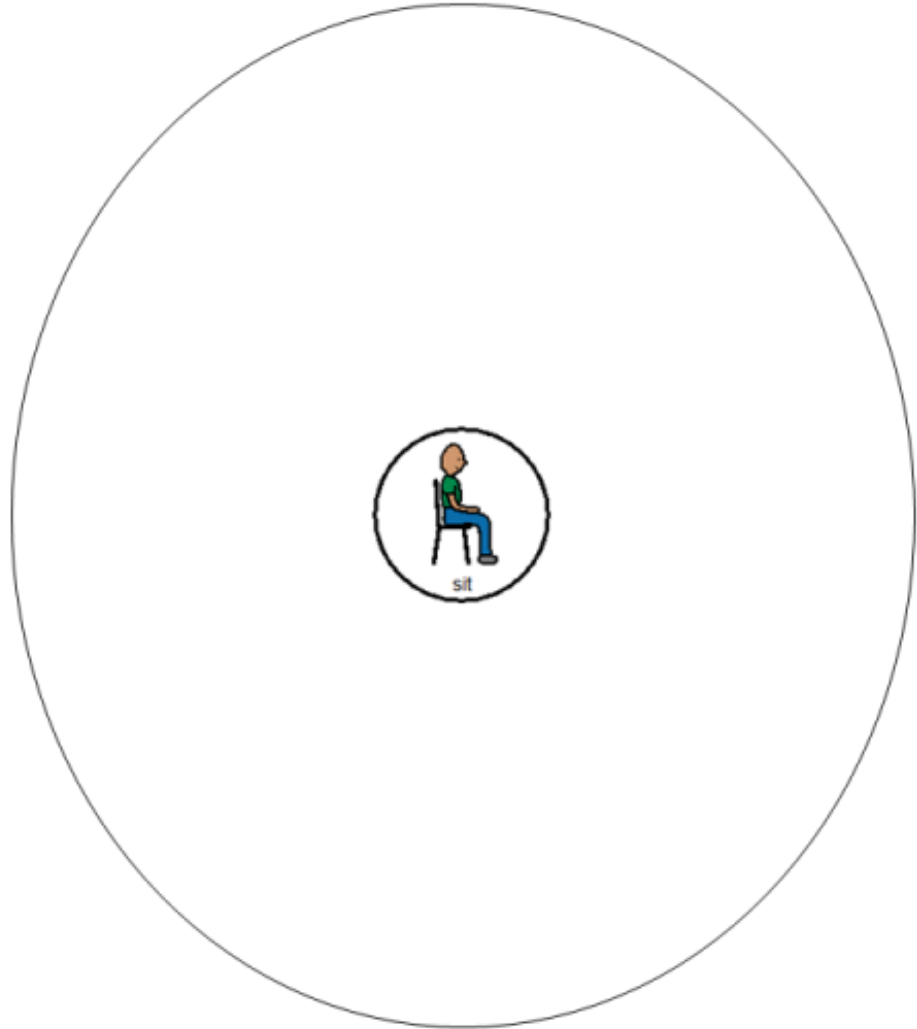
There is a video of the book  
read aloud. This is a video  
from YouTube.






Great for review

Where are some different places you might sit in school?





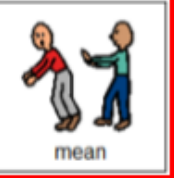
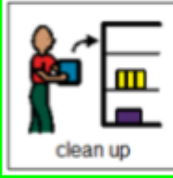




























Place the pictures in the circle map on previous page to show places you might have to sit in school.



There are digital versions of the activities included. Students click and drag the answers.



# Perfect for every learning level

 good behaviors	 bad behaviors	Sort the pictures into the correct column. If you are not sure, place it on the middle line.												
		<table border="1"><tbody><tr><td> mean</td><td> clean up</td><td> hit others</td><td> run up</td></tr><tr><td> plays nice</td><td> take someone's lunch</td><td> raise hand</td><td></td></tr><tr><td> yell</td><td> help others</td><td> noisy</td><td></td></tr></tbody></table>	 mean	 clean up	 hit others	 run up	 plays nice	 take someone's lunch	 raise hand		 yell	 help others	 noisy	
 mean	 clean up	 hit others	 run up											
 plays nice	 take someone's lunch	 raise hand												
 yell	 help others	 noisy												

Christa Joy, Special Needs for Special Kids The Picture Communication Symbols ©1981-2018 by Tobii Dynavox. All Rights Reserved Worldwide. Used with permission. Boardmaker® is a trademark of Tobii Dynavox

There are 2 sets, one that includes differentiation shown here.



*This resource comes in a zipped folder. You will need to unzip the folder to access all the contents which include:*

- *Activities in color*
- *Activities in black and white*
- *Links and directions to digital activities*



*Save money and get this part of my Back to School Literacy Bundle.*

**CLICK HERE**

