



**82
UNITS**

MIDDLE/HIGH SCHOOL SOCIAL STUDIES CURRICULUM

ALL UNITS ARE IN PRINT AND DIGITAL FORMATS



**JOY
2
TEACH**

SPECIAL EDUCATION



For students who:

- are emerging or non-readers
- take alternate assessments
- are in special education
- short-attention span
- lack pre-requisite skills
- benefit from the use of pictures for support
- middle/high school

Why you need this curriculum:

- If you teach multiple grade levels, you have all you need in one place.
- Having the same layout for each unit reduces students' anxiety and allows them to focus on the content.
- Aligned with extended learning standards.
- Saves you money
- Saves you time.

This bundle covers these main areas of study:

- Ancient History
- European History
- US History
- Geography
- Religions
- Civics/Government/Economy
- Contemporary/Current Events
- Black History

All units have
printable
AND digital
versions

All units built using the extended learning standards

US History

- Early Colonization of North America (2 weeks)
- Revolutionary War (3 weeks)
- The Declaration of Independence (2 weeks)
- The Constitution and the Bill of Rights (3 weeks)
- War of 1812 (1 week)
- The Louisiana Purchase/Lewis & Clark (2 weeks)
- The Oregon Trail (2 weeks)
- Transcontinental Railroad (2 weeks)
- The Mexican-American War (2 weeks)
- Industrial Revolution Part 1 (3 weeks)
- Industrial Revolution Part 2 (3 weeks)
- Slavery in America (2 weeks)
- Civil War (2 weeks)
- Reconstruction Era (2 weeks)
- Progressive Era (3 weeks)
- Prohibition (3 weeks)
- The Great Depression (2 weeks)
- World War I (2 weeks)
- World War II (4 weeks)
- California Gold Rush (2 weeks)
- The Civil Rights Movement (3 weeks)
- Korean War (2 weeks)
- Vietnam War (2 weeks)
- The Cold War (3 weeks)
- Primary and Secondary Sources (2 weeks)

This bundle includes 82 different units that are often taught in middle and high school.

European History

- Age of Enlightenment (2 weeks)
- French Revolution (2 weeks)
- Magna Carta (2 weeks)
- People of the Renaissance (2 weeks)
- Renaissance Period (3 weeks)
- Early Colonization of North America (2 weeks)
- World War 1 (2 weeks)
- World War 2 (4 weeks)
- Cold War (3 weeks)

Contemporary Issues

- Global Connections (3 weeks)
- Immigration (3 weeks)
- Foreign Policy (3 weeks)
- Responding to Terrorism (3 weeks)
- Afghanistan and the US (3 weeks)
- Middle East and the US (3 weeks)
- China and the US (2 weeks)
- Cuba and the US (2 weeks)
- Mexico and the US (3 weeks)
- Ukraine (1 week)

This bundle includes 81 different units that are often taught in middle and high school.

Ancient History

- Paleolithic, Mesolithic, and Neolithic Periods (4 weeks)
- Ancient China (2 weeks)
- Ancient Rome (2 weeks)
- Ancient Egypt (3 weeks)
- Ancient Greece (3 weeks)

World Religions

- Christianity (2 weeks)
- Islam (2 weeks)
- Judaism (3 weeks)
- Buddhism (2 weeks)
- Hinduism (2 weeks)

This bundle includes 81 different units that are often taught in middle and high school.

Government & Economics

- The Feudal System (3 weeks)
- Capitalism and Socialism (2 weeks)
- Nationalism and Imperialism (2 weeks)
- Monarchy and Democracy (3 weeks)

US Civics

- Branches of Government (4 weeks)
- Presidential Election (3 weeks)
- State/Local Governments (3 weeks)
- Lobby & Special Interest Groups (2 weeks)
- US Economy & Federal Reserve (3 weeks)
- Economics Supply and Demand (2 weeks)

This bundle includes 81 different units that are often taught in middle and high school.

Black History

- Civil Rights Movement (3 weeks)
- Harriet Tubman (1 week)
- Martin Luther King and Rosa Parks (2 weeks)
- Crossover Novel Study (4 weeks)
- Long Way Down Novel Study (4 weeks)
- Undefeated Literacy Unit (1 week)
- Schomburg: The Man Who Built a Library Literacy Unit (1 week)
- Rosa Literacy Unit (1 week)
- Voice of Freedom Fannie Lou Hamer Literacy Unit (1 week)

Geography

- Midwest Region of United States (3 weeks)
- Northeast Region of United States (3 weeks)
- Southeast Region of United States (3 weeks)
- Southwest Region of United States (3 weeks)
- West Region of United States (3 weeks)
- US Manmade Landmarks (3 weeks)
- US Natural Landmarks (3 weeks)
- US Symbols (3 weeks)
- Five Oceans (4 weeks)
- Seven Continents (5 weeks)

All the units contain various activities. Most units include:

- Detailed lesson plans
- A book PLUS a pre-recorded PowerPoint show and movie version
- Vocabulary board
- Vocabulary cards and cut/paste activities
- Circle maps
- Sorting activities
- Timelines
- Close worksheets (fill-in-the-blank)
- Vocabulary puzzles
- Assessments (3 versions)
- Some units have writing prompts and picture recipes

The activities are differentiated to allow more students to participate in the same activity.

- Saves you time
- Fosters inclusion



KEEP SCROLLING FOR ALL THE DETAILS



Table of Contents

Worksheet pages	Title
4-38	The Revolutionary War
39-54	The Revolutionary War (easier version)
55-57	Vocabulary board
58-72	Vocabulary cards
73-100	Vocabulary cards cut and paste
101-109	Large Timeline cards
110-115	Circle map
116-127	Sorting Activities
128-133	Cut and paste timeline
134-146	Sudoku puzzle
147-152	Close worksheets
153-163	Review booklet
164-190	Assessments
191-192	Terms of Use

Every unit has lots of different activities and ways for students to practice that skill.

Declaration of Independence Lesson Plan

Preparation

- Print out a vocabulary board for each student to use throughout unit
 - Laminate or place in page protector
- Book
 - Print out, laminate, and bind
 - OR your students can listen to the pre-recorded version
- Vocabulary cards
 - Print out a set of cards onto cardstock and laminate
 - Make one set for each student and one for the teacher to use in I Spy games

Preassessment (do day 1 before starting lesson)

- Choose the form of the assessment that best fits the learning
- Give the assessment to assess what your students may already know
- I cannot emphasize enough how important this step is. If you have any growth, this preassessment is so important!!

Teaching Tips


1. **Color Coding:** this is a really easy way to add more structure to an activity. Outline or color in an empty box or sorting label. The corresponding picture symbols the same colors. Become a task.
 - a. For more info, read more here: <https://specialneedsforspecialkids.org/2015/09/05/us-differentiation/>
 - b. I also have a blog post on differentiating one activity 3-ways-easily-and-effectively/ <https://specialneedsforspecialkids.org/2018/10/22/differentiating-one-activity-3-ways-easily-and-effectively/>
2. **Make your own copies of the activities:** Every day I review the activities from yesterday. For that reason:
 - a. I often complete the activity myself and often laminate that I could use year after year.
 - b. My copies were also helpful as either a model for students who need more support or as a way for more advanced students to work.

Lesson plan

Every unit has a detailed lesson plan with suggestions, a quick look, and a daily step-by-step guide.

Day 8		
Activity	Notes	Materials
Read or listen to a recording of the book (10 minutes)	<ul style="list-style-type: none"> • Read through the story, asking lots of questions • Continue to make connections between book and vocabulary board 	<ul style="list-style-type: none"> • Book • Vocabulary board
Vocabulary cards Bean Bag Toss (10 minutes)	<ul style="list-style-type: none"> • Glue the cut apart symbols to the paper plates (one on each plate) • Arrange them around the room • Students toss the bean bag trying to get it to land on a paper plate • Students retrieve the paper plate and share the vocabulary card they retrieved 	<ul style="list-style-type: none"> • Vocabulary cards • Vocabulary cards cut apart • Small paper plates (you can also use pieces of construction paper) • Bean bags
Close worksheet review (5 minutes)	<ul style="list-style-type: none"> • Review the worksheet completed yesterday 	<ul style="list-style-type: none"> • Worksheet completed yesterday
Close Worksheet (10 minutes)	<ul style="list-style-type: none"> • Complete the second close worksheets • Use color coding if needed (see note on page 1 for more information) • This is your first real chance to begin assessing if your students are making connections to the material. 	<ul style="list-style-type: none"> • Book (if needed for students to find answers) • Vocabulary board • Close worksheet • Scissors • Glue
Sharing (10 minutes)	<ul style="list-style-type: none"> • Each student shares one of their finished close worksheets 	<ul style="list-style-type: none"> • Completed worksheets • Communication devices

Quick Look			
Day	Activity	Day	Activity
1	<ul style="list-style-type: none"> • Book • Vocab cards activity • Circle map 	6	<ul style="list-style-type: none"> • Book • Vocab cards cut and paste • Word search
2	<ul style="list-style-type: none"> • Book • Vocab cards activity • Inalienable word map 	7	<ul style="list-style-type: none"> • Book • Vocab cards activity • Close worksheet
3	<ul style="list-style-type: none"> • Book • Vocab cards activity • Parts of the Declaration of Independence 	8	<ul style="list-style-type: none"> • Book • Vocab cards activity • Close worksheet
4	<ul style="list-style-type: none"> • Book • Vocab cards activity • Pursuit of Happiness collage 	9	<ul style="list-style-type: none"> • Assessment
5	<ul style="list-style-type: none"> • Book • Vocab cards cut and paste • Sudoku puzzle 		



Every unit in the bundle comes with a vocabulary board. These are vital for increasing engagement and participation. Suggestions on how to utilize them are included in each unit.

ChristaJoy, Special Needs for Special Kids
 The Picture Communication Symbols ©1981–2018 by Tobii Dynavox. All Rights Reserved
 Worldwide. Used with permission. Boardmaker® is a trademark of Tobii Dynavox

The Southern Army was called the **Confederate Army** and was half the size of the Union Army. It only had 1 million soldiers.



In 1954, in a famous court case the Supreme Court ruled again that segregation in public schools was against the law.



The cotton gin was a machine that was able to easily separate the seeds. This meant that the farmers could grow a lot more cotton and get it ready for the textile mill.



Book

Every unit has a book with simple text and engaging photos. It comes in a PowerPoint and a narrated mp4 file.

Stonewall Jackson

Won many battles for the Confederate Army



uniforms

Union Army wore dark blue and the Confederate Army wore gray



Frederick Douglass

Freed slave who convinced Lincoln to let African American men fight in the war



Fort Sumter

delegates

Men elected by the colonists to represent them and let the government know what they wanted.



Thomas Jefferson

Wrote the Declaration of Independence. Went on to become the third president of the United States.




Committee of Five

5 delegates chosen to write the Declaration of Independence.



unanimous

Everyone is in agreement.




Christa Joy, Special Needs for Special Kids
Core Communication Symbols © 1981-2018 by Tobii Dynavox. All Rights Reserved
Reprinted with permission. Boardmaker® is a trademark of Tobii Dynavox.

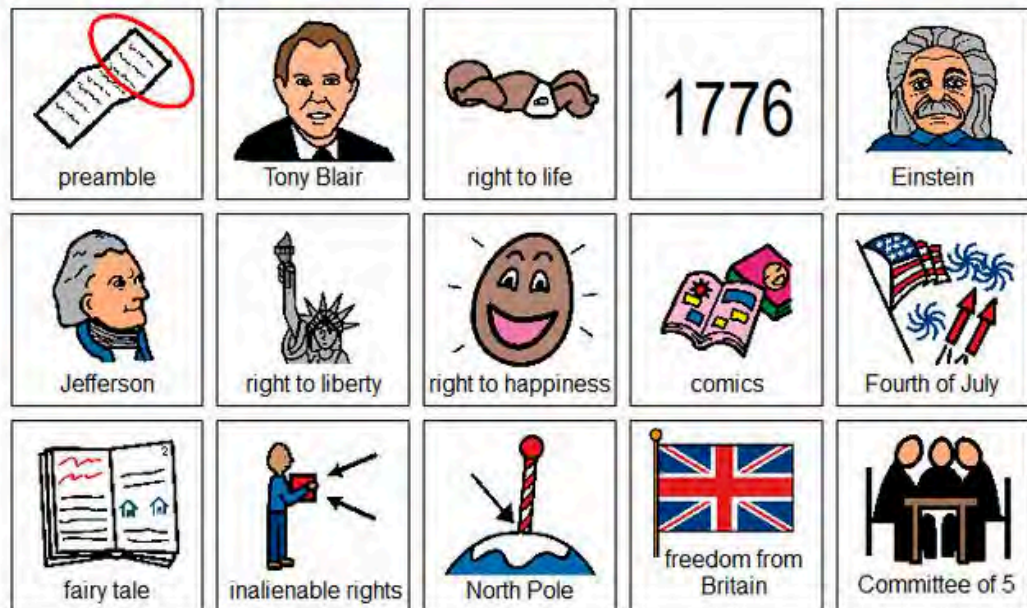
Vocabulary

circle maps

Cut apart pictures and place in circle map about the Declaration of Independence.





Cut apart pictures and place in circle map **ONLY IF** they relate to Declaration of Independence.






Each unit comes with a circle map to visually review the main facts from the book. These come with an errorless option and an option with wrong answers mixed in.

sorting

Version 1

 people	 battles


















Version 3

 before	 during	 after

Some units have sorting activities. There are suggestions for how to differentiate these quickly included.













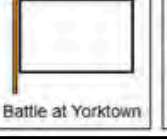


Version 1

Sort the following pictures into the correct column on the previous page.

 Washington	 Fort Ticonderoga	 Thomas Paine	 Boston Massacre	 Benedict Arnold
 Shot heard around the world	 Paul Revere	 New York battles	 Jefferson	 Battle at Saratoga
 Washington's crossing	 King George III	 Monmouth Courthouse	 French and Indian War	 John Adams
 Battle at Yorktown	 Treaty of Paris			

Version 2

Sort the following pictures into the correct column on the previous page.

 Boston Massacre	 New York battles	 Boston Tea Party	 French and Indian War	 Shot heard around the world
 Townshend Acts	 Stamp Act	 Common Sense	 Battle at Ticonderoga	 Washington's crossing
 Battle at Saratoga	 Declaration of Independence	 Battle at Yorktown	 Monmouth Courthouse	 Treaty of Paris



1775

Shot heard around the world



Shot



heard



around the world

Timeline

1300's












1400's

1500's

1600's

Christa The Picture Communication Symbols Worldwide. Used with permission

Timeline symbols

 Shakespeare	 printing press	 Reformation	 Elizabethan Era
 Michelangelo	 Columbus	 Medici family	 King Henry VIII
 Dante	 da Vinci	 30 years war	

There are large cards for a group activity and a cut and paste timeline.

Review sheets

World War I

1. World War I lasted years.
2. World War I took place in .
3. Many people believe that it was who started the war.
4. The first main battle occurred in Belgium and was .
5. During this war, the soldiers mainly fought from .



World War I

6. were used to deliver messages and supplies.
7. Germany was the first country to use a chemical weapon in the form of .
8. America entered the war because sank the Lusitania.
9. The won the war and lost.
10. The League of Nations was created to rebuild .



All units include fill-in-the-blank worksheets to review concepts covered in the book and unit.

1. When did the Revolutionary War occur:

- 1775
-
1783
- 1800
-
1815
- 1969
-
1975

2. How many colonies were there during the war:

- 6
- 25
- 13

3. Who were the colonists fighting?

- 
Native Americans
- 
British
- 
Washington

4. What did the colonists want?

- 
tea
- 
vacation
- 
freedom

5. Who led the Continental Army?

- 
Washington
- 
Jefferson
- 
Einstein

Assessment

Finally, each unit has an assessment that is available in 3 versions. These are given 1:1 and read aloud to the student. It also includes a traditional multiple-choice version included.

1. When did the Revolutionary War occur:

- A. 1775-1783
- B. 1800-1815
- C. 1969-1975

2. How many colonies were there during the war:

- A. 6
- B. 25
- C. 13

3. Who were the colonists fighting?

- A. Native Americans
- B. British
- C. George Washington

4. What did the colonists want?

- A. Tea
- B. Vacation
- C. Freedom

5. Who led the Continental Army?

- A. George Washington
- B. Thomas Jefferson
- C. Albert Einstein

6. Many things led up to the war. One of these was:

- A. Storm
- B. Stamp Act
- C. Treaty of Paris

7. What started the Revolutionary War?

- A. Boston Massacre
- B. Shot heard around the world
- C. Washington's Crossing

- All of these units include digital versions of the activities. These simply require the student to click and drag the answers. There is no drawing or typing involved.
- There are 2 complete sets of slides. One set is differentiated using color.

Make great independent learning centers.

Watch the movie
on the Cold War.

The **Arms Race** was a competition between the two superpowers to see which side could create and stockpile the most weapons and nuclear bombs.



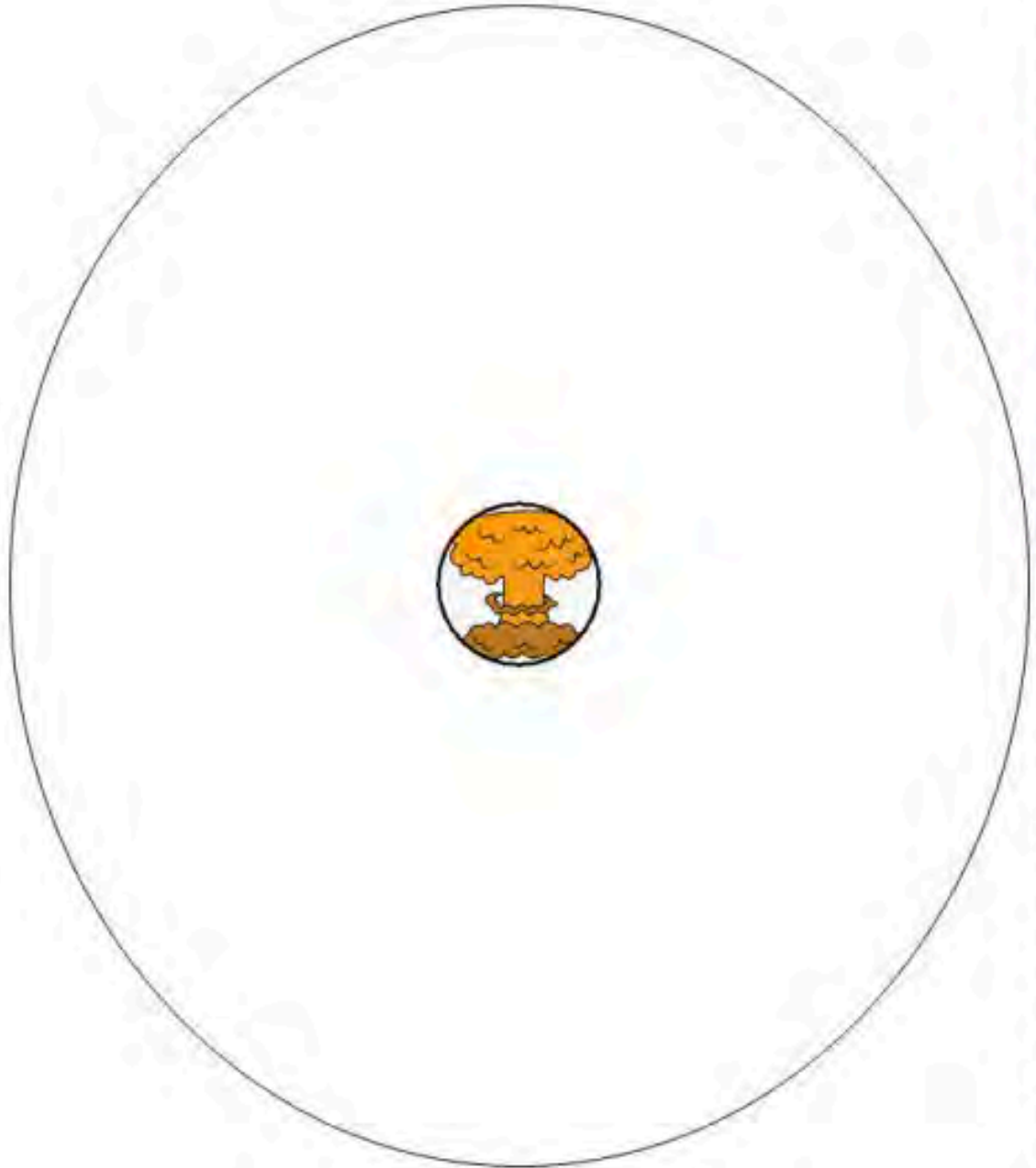
Play (k)









▶ 🔊 5:41 / 11:11

The movie version of
the book from the
unit.

Use for more review.

Place the pictures in circle map about the Arms Race.















































 weapons	 United States	 Soviet Union	 superpowers
 missile	 missiles	 Cruise Missile Ship	 nuclear bombs

Christal Joy, Special Needs for Special Kids
The Picture Communication Symbols ©1981-2013 by Tobii Dynavox. All Rights Reserved.
Worldwide. Used with permission. Boardmaker® is a trademark of Tobii Dynavox

The digital activities are click and drag.

Perfect for any learning level.

 United States	 Soviet Union	Sort the pictures into the correct column depending on the country it is related to. If you are not sure, place it on the middle line.															
		<table border="1"><tr><td> Stalin</td><td> NATO</td><td> Warsaw Pact</td><td> Hoped Cuba</td><td> president</td></tr><tr><td> communism</td><td> capitalism</td><td> Space</td><td> first to moon</td><td> Isolationist</td></tr><tr><td> Reagan</td><td> Gorbachev</td><td> NASA</td><td> Bay of Pigs</td><td></td></tr></table>	 Stalin	 NATO	 Warsaw Pact	 Hoped Cuba	 president	 communism	 capitalism	 Space	 first to moon	 Isolationist	 Reagan	 Gorbachev	 NASA	 Bay of Pigs	
 Stalin	 NATO	 Warsaw Pact	 Hoped Cuba	 president													
 communism	 capitalism	 Space	 first to moon	 Isolationist													
 Reagan	 Gorbachev	 NASA	 Bay of Pigs														

Christology, Special Needs For Special Kids
The Picture Communication Symbols ©1981-2019 by Tobii Dynavox. All Rights Reserved.
Worldwide Used with permission. Boardmaker® is a trademark of Tobii Dynavox

Each unit comes with a set of slides that are differentiated with color.

Still have questions?

Reach out at specialneedsforspecialkids@gmail.com

I will answer your question personally and promptly.

