

Harry Potter

THE SORCERER'S STONE

40 activities

5 questions/
chapter



Special Needs for Special Kids



These novel units are something I created and started using in my classroom. I had students with significant challenges and most were **non-readers**. They were the best thing I ever did, and my students LOVED them.

Table of Contents

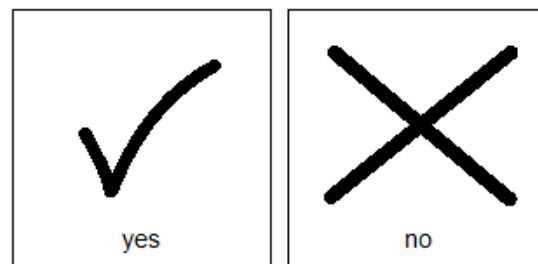
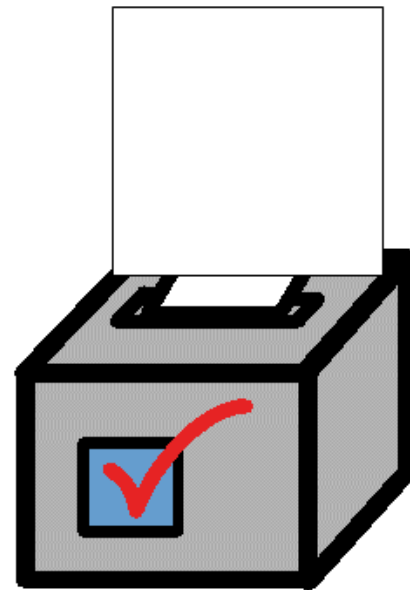
Worksheet pages	Title	Chapter
6-7	Suggestions for use	
8	Story board	
9	Title and Author	
10-11	Things that are and are not normal	1
12-13	Nocturnal vs non-nocturnal animals	1
14-15	Breakfast vs dinner foods	2
16-18	Zoo circle map	2
19-20	Deliver the letter to the correct address	3
21	Count the number of letters Harry received	3
22-23	Big News	4
24-25	Wizards and muggles	4
26-27	Sorting school supplies	5
28-29	Finding the vault (maze)	5
30-31	Measuring magic wands	5
32-33	Riding the train writing prompt	6
34	Guess the jellybean flavor (color only)	6
35	How many more in the boat would fit?	6
36-37	Characteristics of each house	7

Table of Contents

Worksheet pages	Title	Chapter
38-39	The perfect plate of food	
40-41	Studying in each class	
42-43	Ways to get the teachers attention	
44-47	Edible Magic Potion recipe	
48-50	Ways people can really fly	
51	3 headed dog	
52-54	Games/sports that use balls	
55-57	Brave circle map	
58-60	Good vs Bad Sport	
61-62	Library vs Cafeteria	
63-64	The perfect present	
65-66	If I were invisible writing prompt	
67-68	Good news vs bad news	
69-70	Peer pressure	
71-73	Animals that hatch from eggs	
74-75	Good vs bad pets	
76-78	Things you find in a forest	
79-80	Labeling the planets	

This novel unit has 45 different activities. These activities are NOT comprehension-based. So, even if your students do not pay attention, they can still complete the activity.

Do you think Harry will have a good summer?



As the story ends, students will get a chance to vote if they think Harry will have a good summer.

Suggestions for Use

- I made this unit to go along with the book, *Harry Potter and the Sorcerer's Stone* by JK Rowling.
- The thought is that you would be reading it aloud to your class at a rate of about 1 chapter per day.
- Be sure to give each student their own copy of the story board (pg. 8) to use while reading and discussing the story.
- Benefits of reading out loud, even to classes made up of severely affected students:
 - Teaches students to sit quietly even when there isn't something for them to do. This is such an important life skill. We all have to spend time sitting and listening to someone we are not that interested in at some point.
 - Parents will LOVE you. Not only will they be excited their child is being exposed to age appropriate material, but you are teaching them how to sit quietly, which will hopefully transfer to home as well.
 - Even with your lowest level learners, you will have 1 or 2 that will truly enjoy the story.
 - It can be a calming experience to sit and listen to the teacher read in a methodical way.

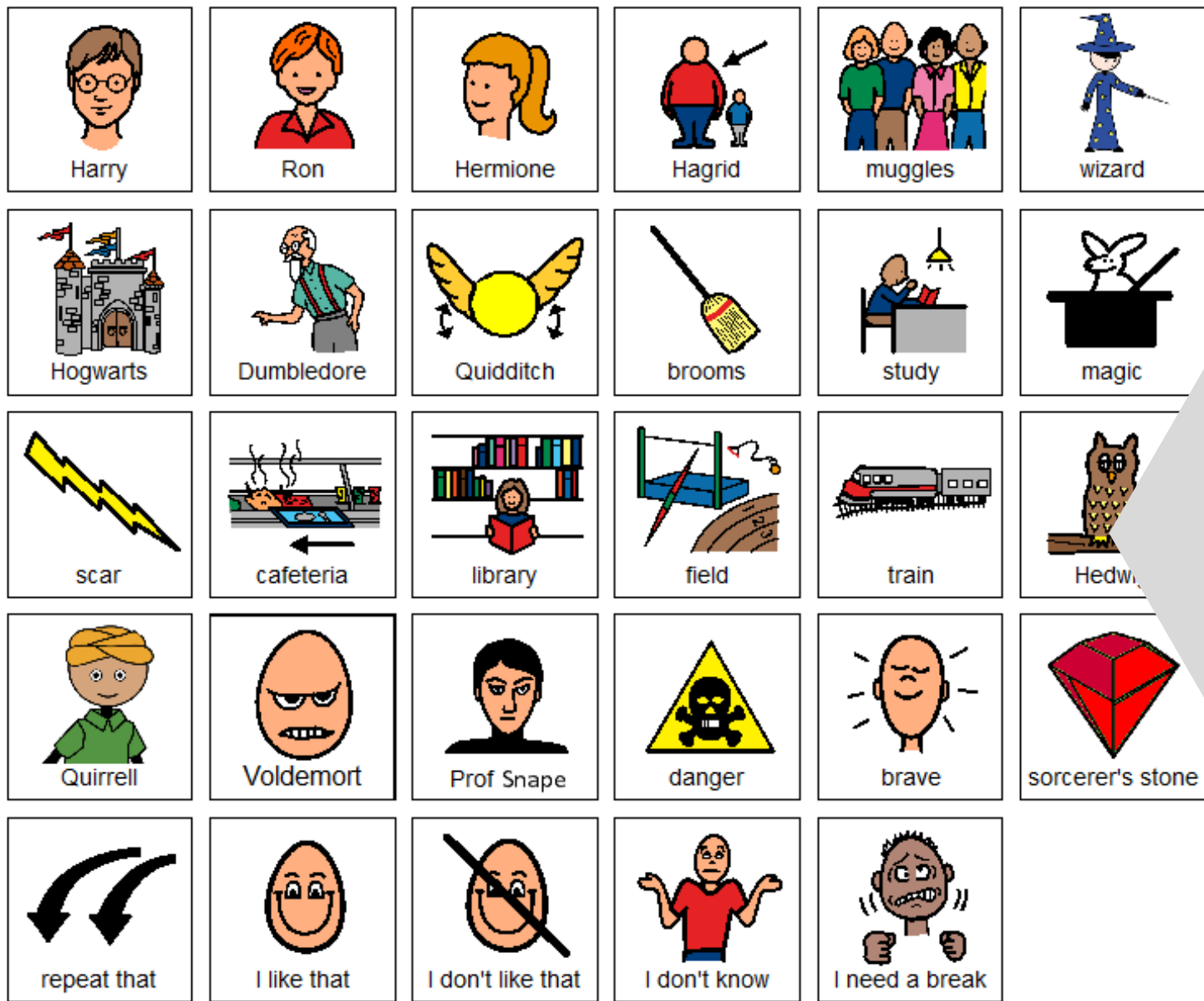
Suggestions on how I found this activity worked best in my classroom are provided. I typically had 6-8 students with one adult assistant in the room with me.

Harry Potter and the Sorcerer's Stone for Special Education

By
Christa Joy
Special Needs for Special Kids



This entire novel unit comes in 2 separate files. One is completely in color and one is completely in black and white.



discussion
ment.


This unit comes with a vocabulary board.

Vocabulary boards are great for ALL students to assist with participation and engagement in group discussions.

Tips on how to use in the unit!!

What are some things you would find in a zoo?

Place the following in the circle map showing some things that you would find in a zoo.



Place the following on the previous page **ONLY IF** they are things you would likely find in a zoo.




There are circle maps in this unit. Circle maps are a great way for students to see the big idea.

What are some games or sports that use a type of ball?



Place the following in the circle map showing games or sports that use a ball.



Place the following on the previous page **ONLY IF** they are games or sports that use a ball.

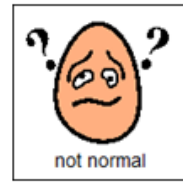
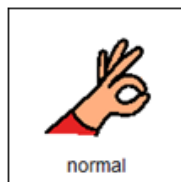


Each circle map comes with 2 choices:
















An errorless option with only correct answers

An option that has wrong answers mixed in students will need to set aside.

Mr. Dursley sees some things that do not seem normal. Sort the following into those you think you would think would be normal and those that would not.








Put each event in the correct column on the previous page. If you are not sure, put it on the middle line.


 cat with cane	 hot air balloon	 leprechaun	 game of chase	 pig with bowtie
 bear with tie	 rowing a boat	 miss the bus	 dressed up monkey	 accident
 fireworks	 monster in lake	 kids on playground	 soccer game	 dog with sunglasses

There are sorting activities.

Directions on how to add color coding or a separate differentiated version is included.

How did Harry and his friends overcome the following obstacles?

	Fluffy	<input type="checkbox"/>
	Devil's Snare	<input type="checkbox"/>
	locked door	<input type="checkbox"/>
	Chess-board	<input type="checkbox"/>
	fire	<input type="checkbox"/>



There are matching activities.

Differentiated versions with dashed lines to trace are included.

If I was invisible



I think it would be to be invisible.

The first place I would go, would be the





I would take my with me.



But, I would never use my power to



But, being invisible can also be .



There are writing prompts.
These are errorless
activities that allow
students to write a story
independently.

Guess what flavor you think the jelly bean could be.

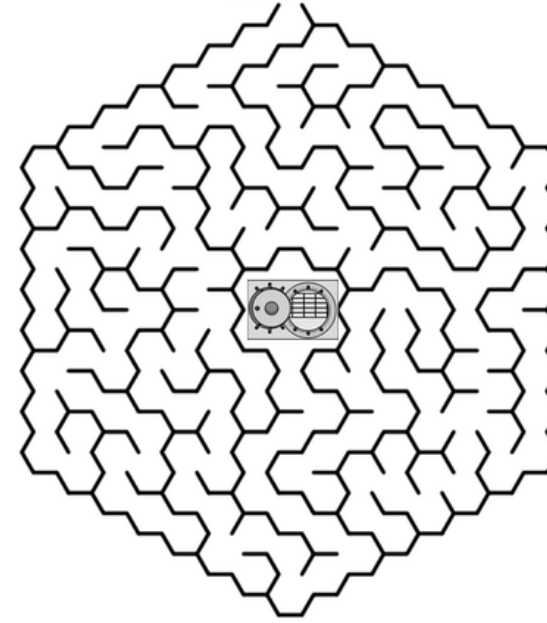

	blueberry
	banana
	grape
	strawberry
	lime
	licorice
	cotton candy

Count the parts on the 3 headed dog.



	<input type="text"/>		<input type="text"/>
	<input type="text"/>		<input type="text"/>
	<input type="text"/>		<input type="text"/>

Help Hagrid and Harry find their way to the vault.



Put each letter to Harry in the correct box.

 Cupboard under the stairs	 The smallest bedroom
 Room 17 Railview Hotel	 The floor Hut-on-the-rock

Measure each object and record the length.

	<input type="text"/>
	<input type="text"/>
	<input type="text"/>
	<input type="text"/>
	<input type="text"/>

Because there are so many activities, you can choose the ones that fit your students the best.

1. Did Mr. Dursley liked things that seemed unusual?



2. What did Mr. Dursley see reading a map and later sitting on his fence?



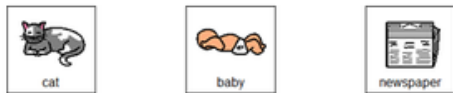
3. Who was the cat waiting for?



4. What did Hagrid arrive on?



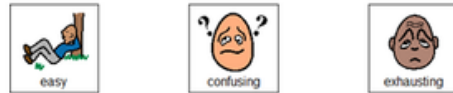
5. What was left on Dursley's front step?



Christa Joy, Special Needs for Special Kids

The Picture Communication Symbols ©1981–2020 by Tobii Dynavox. All Rights Reserved
Worldwide. Used with permission. Boardmaker® is a trademark of Tobii Dynavox

1. Getting around the school was what?



2. In the transfiguration class, students tried to turn a mat into what?



3. What brought mail to the students?



4. Did Harry like Professor Snape's class?



5. Who did Harry and Ron visit after school?



Christa Joy, Special Needs for Special Kids

The Picture Communication Symbols ©1981–2020 by Tobii Dynavox. All Rights Reserved
Worldwide. Used with permission. Boardmaker® is a trademark of Tobii Dynavox

This unit does come with comprehension questions. There are 5 questions for every chapter. Each question has 3 picture choices. They are in color and black and white.

Answer key included!!




Harry Potter



Ron Weasley



Hermione Granger



Hagrid



There are 12 character cards included for students to record facts about each character.

Save money and get this as part of my Harry Potter Bundle that includes the first 3 books.

[Click Here](#)

