

Special Ed

GRASSLANDS BIOME




ALSO INCLUDES GOOGLE SLIDES



This unit was created with this guy in mind. He has autism and an intellectual disability. He is a non-reader, has a very short attention span, and struggles to sit still. With some support he is able to do this unit, and enjoys the challenge. He is my tester!!

Biomes: Grasslands

By
Christa Joy
Special Needs for Special Kids



Christa Joy, Special Needs for Special Kids
The Picture Communication Symbols ©1981–2018 by Tobii Dynavox. All Rights Reserved
Worldwide. Used with permission. Boardmaker® is a trademark of Tobii Dynavox

Table of Contents

Pages	Activity
4-5	Vocabulary board
6-9	Vocabulary cards
10-19	Vocabulary cut and paste
20-23	Who am I cards for group activity
24-38	Bingo cards
39-45	Circle maps
46-48	Grasslands map
49-52	Venn diagram
53-55	Writing prompt
56-62	Sudoku puzzle
63-64	Word search
65-72	Cloze worksheets
73-83	Assessment
84-85	Terms of Use

Also included in this resource as separate files:

- Lesson plans
- Links and directions to digital activities
- PowerPoint (this is the book in the lesson plan)
- Voice recorded PowerPoint
- Activities in black and white

Christa Joy, Special Needs for Special Kids
The Picture Communication Symbols ©1981–2018 by Tobii Dynavox. All Rights Reserved
Worldwide. Used with permission. Boardmaker® is a trademark of Tobii Dynavox

This unit contains almost **200 pages** of material plus **34 google slides**. I have included a detailed lesson plan to help you make the most of everything in this unit including how to add some group activities.

It comes in 2 separate files. One in color and one in black and white.

Grasslands Lesson Plan

Preparation

- Print out a vocabulary board for each student to use throughout unit
 - Laminate or place in page protector
- Vocabulary cards
 - Print out a set of cards onto cardstock and laminate
 - Make one set for each student and also one for the teacher to use in I Spy games
- Book
 - Print out, laminate, and bind
 - Also available as a recorded PowerPoint and video in the directions for digital activities pdf
- Who am I activity cards
 - Print out a set of cards onto cardstock and laminate
 - Make one set for each student and one for the teacher to use
- Bingo cards
 - This unit comes with a set of Bingo cards.
 - They are in color and BW
 - Print on cardstock and laminate.
 - Suggestions for use included in unit.

Preassessment (do day 1 before starting lesson)

- Use the fact sheet to assess what your students may already know
- I cannot emphasize enough how important this step is. If you want to see growth, this preassessment is so important!!

Teaching Tips

1. *Color Coding:* this is a really easy way to add more structure to a matching activity. Outline or color in an empty box or sorting label. Outline or color in the corresponding picture symbols the same colors. Becomes a color matching task.
 - a. For more info, read more here:
<https://specialneedsforspecialkids.org/2015/09/05/using-color-coding-for-differentiation/>
 - b. I also have a blog post on differentiating one activity 3 ways:
<https://specialneedsforspecialkids.org/2018/10/22/differentiating-1-activity-3-ways-easily-and-effectively/>
2. *Make your own copies of the activities:* Every day I review the activity we did yesterday. For that reason:

The lesson plans contain:
Overall tips for teaching
students with significant
needs

Quick Look

Day	Activity	Day	Activity
1	<ul style="list-style-type: none">• Book• Vocabulary activity• Circle map	8	<ul style="list-style-type: none">• Book• Vocabulary cut and paste• Sudoku puzzle
2	<ul style="list-style-type: none">• Book• Vocabulary activity• Circle map	9	<ul style="list-style-type: none">• Book• Vocabulary cut and paste• Word search
3	<ul style="list-style-type: none">• Book• Vocabulary activity• Grasslands map	10	<ul style="list-style-type: none">• Book• Bingo• Close worksheet
4	<ul style="list-style-type: none">• Book• Vocabulary activity• Grasslands map	11	<ul style="list-style-type: none">• Book• Vocabulary activity• Close worksheet
5	<ul style="list-style-type: none">• Book• Vocabulary activity• Grasslands map	12	<ul style="list-style-type: none">• Book• Vocabulary activity• Close worksheet
6	<ul style="list-style-type: none">• Book• Who am I?• Venn Diagram	13	<ul style="list-style-type: none">• Assessment
7	<ul style="list-style-type: none">• Book• Who am I?• Writing prompt		

The lesson plans contain:


A quick look at what you will do each day

Day 5

Activity	Notes	Materials
Read or listen to the book (10 minutes)	<ul style="list-style-type: none">• Read through the story, asking lots of questions• Continue to make connections between book and vocabulary board	<ul style="list-style-type: none">• Book• Vocabulary board
Vocabulary cards Bean Bag Toss (10 minutes)	<ul style="list-style-type: none">• Glue the cut apart symbols to the paper plates (one on each plate)• Arrange them around the room• Students toss the bean bag trying to get it to land on a paper plate• Students retrieve the paper plate and share the vocabulary card they retrieved	<ul style="list-style-type: none">• Vocabulary cards• Vocabulary cards cut apart• Small paper plates (you can also use pieces of construction paper)• Bean bags
Map review (5 minutes)	<ul style="list-style-type: none">• Review the map completed yesterday	<ul style="list-style-type: none">• Map completed yesterday
Color in Map (10 minutes)	<ul style="list-style-type: none">• Color in the map showing the savannas• Each map has the correct areas outlined to show where students should color.• Take time to find those regions on maps and globes you normally use in the classroom.	<ul style="list-style-type: none">• worksheet• crayons or markers
Sharing (10 minutes)	<ul style="list-style-type: none">• Each student shares their finished map with the group using the communication method of their choice	<ul style="list-style-type: none">• Completed worksheet• Communication devices

The lesson plans contain:

Detailed instructions on how that day's lesson should run



Christa Joy, Special Needs for Special Kids
 The Picture Communication Symbols ©1981-2019 by Tobii Dynavox. All Rights Reserved
 Worldwide. Used with permission. Boardmaker® is a trademark of Tobii Dynavox.

This unit comes with a
vocabulary board.

Vocabulary boards are great
for ALL students to assist with
participation and engagement
in group discussions.

Tips on how to use in the unit!!

You will see lots of different types of grasses here as well as prickly pear cactus, **sagebrush**, cattails, and willows.



©ChristaJoy, SNSK

Tropical grasslands or savannas mainly experience two seasons, a rainy season and a dry season. Both are warm, and 15-25 inches of rain will usually fall during the rainy season.




©ChristaJoy, SNSK

There is a 45-page book with simple text and engaging photos.

It comes in a PowerPoint version as well as a voice-recorded PowerPoint (so you don't have to print it out.) There is also a movie version you can use in google slides.

grasslands

Flat region dominated by grasses.



temperate grasslands

Grasslands that experience all 4 seasons and have rainfall amounts between the forest and desert biomes.



prairie

Temperate grasslands in North America.



steppes

Temperate grasslands in Russia.



pampas

Temperate grasslands in South America.



savannas

Tropical grasslands mainly found in Africa.



sagebrush

Short, shrub-like plant found on prairies.



forbs

Flowering/non-grass plants found in the temperate grasslands.




There are 12 vocabulary cards that come in color and black and white.

Included are suggestions for group activities to do with these each day.

grasslands

Flat region dominated by grasses.




temperate grasslands

Grasslands that experience all 4 seasons and have rainfall amounts between the forest and desert biomes.




prairie

Temperate grasslands in North America.



steppes

Temperate grasslands in Russia.



There is an activity where students will match either the picture to the definition or the definition to the picture (harder).


pampas grass



Ombu



baobab





marsupials



Cut apart and match definition with picture



Tall shrub that looks like a tree and grows in the pampas in South America.	Grass and...
Tropical grasslands mainly found in Africa.	Tall grass... the pamp...
Temperate grasslands in North America.	Short, shrub-... pr...






errorless

Cut apart pictures and place in circle map showing facts about the savannas.



Cut apart pictures and place in circle map **ONLY IF** they relate to the savannas.

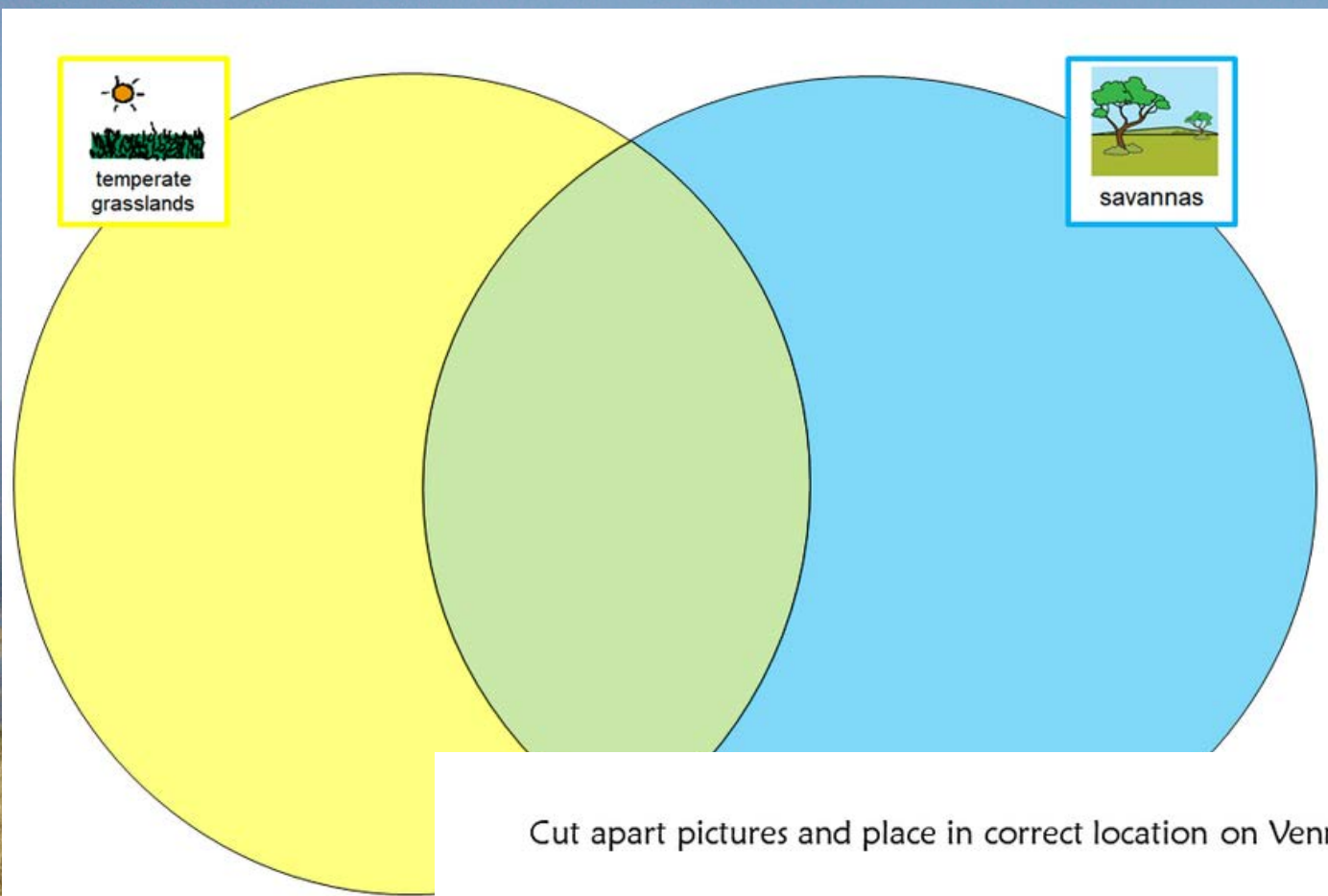


ChristaJoy, Special Needs!
The Picture Communication Symbols ©1981-2019
Worldwide. Used with permission. Boardmaker


There are 2 circle maps, one for temperate grasslands and one for the savannas.

Circle maps are a great way for students to see the concept at a glance. There are 2 versions:

- One is errorless
- One has wrong answers mixed in students will have to set aside




Cut apart pictures and place in correct location on Venn diagram.



There is a Venn diagram comparing temperate grasslands and savannas. This uses facts from the book. There is a color-coded option included (shown here).

The Pictu
World

Color in the area of the temperate grasslands.



Christa Joy, Special Needs for Special Kids
The Picture Communication Symbols ©1981-2019 by Tobii Dynavox. All Rights Reserved. Worldwide. Used with permission. Boardmaker® is a trademark of Tobii Dynavox.

Color in the savannas.



Africa

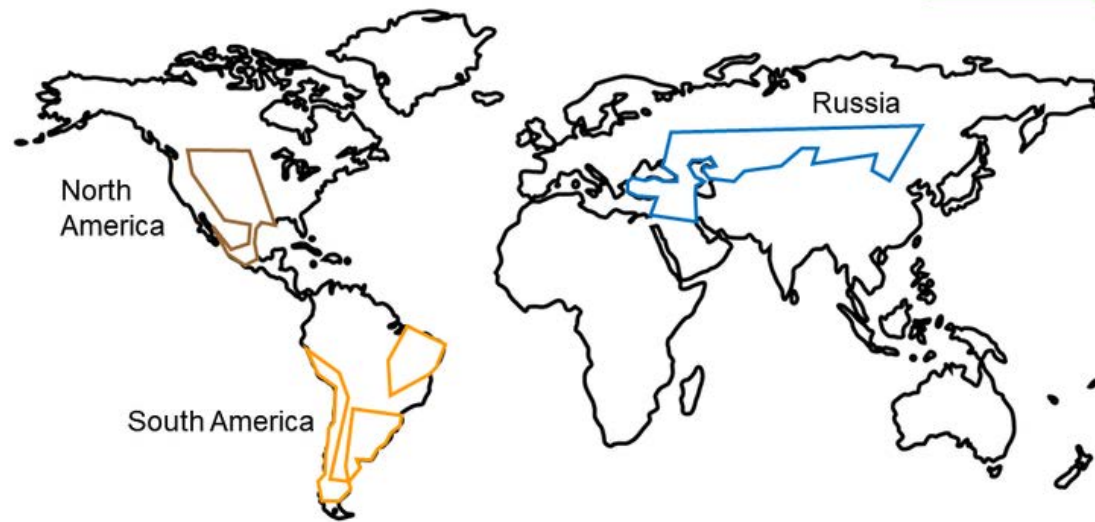



Australia



Christa Joy, Special Needs for Special Kids
The Picture Communication Symbols ©1981-2019 by Tobii Dynavox. All Rights Reserved. Worldwide. Used with permission. Boardmaker® is a trademark of Tobii Dynavox.

Color in the prairie **brown**.
Color in the steppes **blue**.
Color in the pampas **orange**.



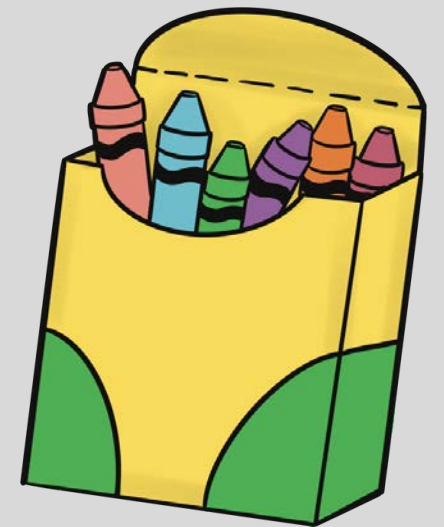
North America

South America

Russia

Christa Joy, Special Needs for Special Kids
The Picture Communication Symbols ©1981-2019 by Tobii Dynavox. All Rights Reserved. Worldwide. Used with permission. Boardmaker® is a trademark of Tobii Dynavox.

There is a map for students to color in the areas of each type of grasslands. It is differentiated with the area already outlined.



My trip to the savannas

I wanted to visit the savannas, to see


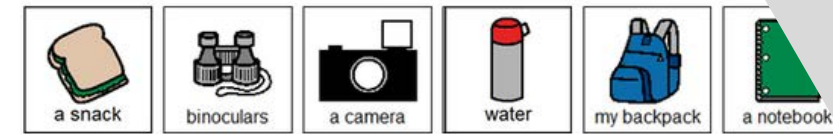
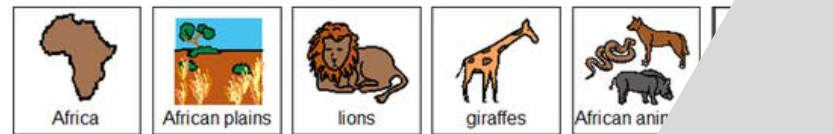
When I got there, I saw a

I went got out of the jeep to check out the

I took with me.

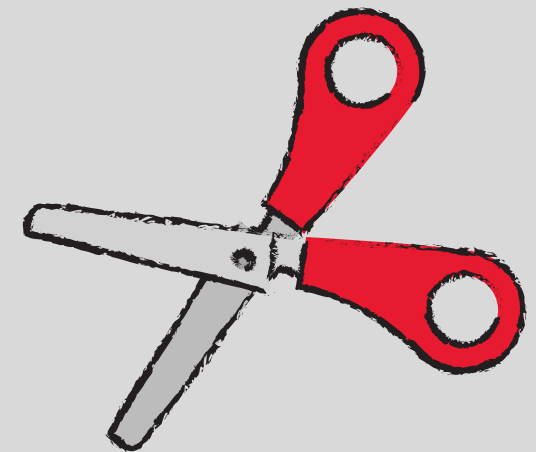
When it was time to go back home, I felt


Christa Joy, Special Needs for Special Kids The Picture Communication Symbols ©1981-2019 by Tobii Dynavox. All Rights Reserved Worldwide. Used with permission. Boardmaker® is a trademark of Tobii Dynavox




Christa Joy, Special Needs for Special Kids The Picture Communication Symbols ©1981-2019 by Tobii Dynavox. All Rights Reserved Worldwide. Used with permission. Boardmaker® is a trademark of Tobii Dynavox

There is a writing prompt about going on an adventure in the savannas. This is an errorless activity and gives students a chance to write their own stories with support.





temperate
grasslands



savannas



prairie



steppes



pampas



United States



Russia



South America



Africa



Australia

















There are large cards
and directions for
playing a "Who am I?"
group activity.

Bingo cards







- Included are 10 Bingo cards in color and 10 Bingo cards in BW.
- Place the cards in page protectors or laminate for long term use.
- **Cut one board apart to use as calling cards.**
- This is a great way to practice the new vocabulary included in this unit.
- Cut apart a set of the vocabulary cards to use as the calling cards.
- Options:
 - Show students the picture for them to match
 - Read the definition and see if students can find the matching picture
 - Work as teams
 - Vary the "winning" patterns.
 - Cover all
 - Cover corners
 - Row across or down
 - Cover the edges
 - Vary the ways to mark the card
 - Place in page protector or laminate and use dry erase markers
 - Stickers
 - Post-it notes
 - Dot markers

Grasslands

 pampas grass	 forbs	 steppes	 sagebrush
 marsupials	 agriculture	 baobab	 grasslands
 lions	 pampas	 The Ombu	 savanna
 buffalo	 prairie	 wildfires	 temperate grasslands

There are 10 color and 10 black and white Bingo cards included plus 10 different ways to use them and play Bingo. There are calling cards included. This is a great way to review vocabulary.

The Picture World
























Calling cards included

Christa Joy, Special Needs for Special Kids
Communication Symbols ©1981-2021 by Tobii Dynavox. All Rights Reserved
Used with permission. Boardmaker® is a trademark of Tobii Dynavox









Christa Joy, Special Needs for Special Kids
Communication Symbols ©1981-2021 by Tobii Dynavox. All Rights Reserved
Used with permission. Boardmaker® is a trademark of Tobii Dynavox

Grasslands

			 buffalo	 lion	
 buffalo	 lion	 sagebrush	 grasslands		 savannas
 lion			 sagebrush	 savannas	
	 wildfire	 savannas	 lion	 grasslands	
			 wildfire	 buffalo	
 wildfire	 buffalo	 grasslands	 savannas	 sagebrush	
















Christa Joy, Sp
The Picture Communication Symbols 1
Worldwide. Used with permission.

Grasslands

	 lion		
 savannas	 grasslands	 lion	 buffalo
 grasslands			
	 buffalo		 savannas

Special Kids
Tobii Dynavox. All Rights Reserved
a trademark of Tobii Dynavox

Place the following images in the empty squares on the previous page, completing the sudoku puzzle.

 grasslands	 grasslands	 grasslands	 savannas	 savannas
 buffalo	 buffalo	 lion	 lion	 wildfire
 wildfire	 wildfire	 sagebrush	 sagebrush	 sagebrush

There is a Sudoku puzzle in this unit as well. This is a great way to work with the new vocabulary!!

There are 2 versions plus answer keys.



Grasslands

P	W	O	R	W	F	J	H	N	I	Z	O	N	B	Q
F	U	Q	G	V	V	D	Z	G	A	K	V	S	T	B
S	X	C	M	A	R	S	U	P	I	A	L	P	N	H
S	R	O	C	T	U	Q	U	B	G	V	B	I	H	D
A	N	M	P	U	O	N	X	J	R	Y	B	F	L	B
G	Z	B	A	X	E	T	S	W	A	T	A	J	I	T
E	H	U	M	K	L	F	A	A	S	E	O	X	A	E
B	J	B	P	L	P	O	F	C	S	M	B	S	V	O
R	F	C	A	T	A	R	Q	S	L	P	A	J	T	X
U	U	W	S	Q	N	B	P	R	A	E	B	O	S	H
S	B	G	N	N	Q	S	Y	F	N	R	K	O	S	R
H	S	A	V	A	N	N	A	S	D	A	Y	M	S	L
I	F	Y	S	Y	I	A	P	F	S	T	B	K	T	X
R	S	T	E	P	P	E	S	U	H	E	R	T	S	Q
V	Y	J	C	H	P	R	A	I	R	I	E	A	X	J

marsupial	prairie	baobab	forbs
ombu	grasslands	pampas	savannas
temperate	sagebrush	steppes	

Christa Joy, Special Needs for Special Kids
The Picture Communication Symbols ©1981-2019 by Tobii Dynavox. All Rights Reserved
Worldwide. Used with permission. Boardmaker® is a trademark of Tobii Dynavox

Grasslands

P	W	O	R	W	F	J	H	N	I	Z	O	N	B	Q
F	U	Q	G	V	V	D	Z	G	A	K	V	S	T	B
S	X	C	M	A	R	S	U	P	I	A	L	P	N	H
S	R	O	C	T	U	Q	U	B	G	V	B	I	H	D
A	N	M	P	U	O	N	X	J	R	Y	B	F	L	B
G	Z	B	A	X	E	T	S	W	A	T	A	J	I	T
E	H	U	M	K	L	F	A	A	S	E	O	X	A	E
B	J	B	P	L	P	O	F	C	S	M	B	S	V	O
R	F	C	A	T	A	R	Q	S	L	P	A	J	T	X
U	U	W	S	Q	N	B	P	R	A	E	B	O	S	H
S	B	G	N	N	Q	S	Y	F	N	R	K	O	S	R
H	S	A	V	A	N	N	A	S	D	A	Y	M	S	L
I	F	Y	S	Y	I	A	P	F	S	T	B	K	T	X
R	S	T	E	P	P	E	S	U	H	E	R	T	S	Q
V	Y	J	C	H	P	R	A	I	R	I	E	A	X	J

marsupial	prairie	baobab	forbs
ombu	grasslands	pampas	savannas
temperate	sagebrush	steppes	

Christa Joy, Special Needs for Special Kids
The Picture Communication Symbols ©1981-2019 by Tobii Dynavox. All Rights Reserved
Worldwide. Used with permission. Boardmaker® is a trademark of Tobii Dynavox

There is also a word search to work with vocabulary. If your students cannot do a word search, have them highlight the words on the answer key.

Grasslands

1. The main plant found in all grasslands is .
2. Grasslands cover about of the Earth.
3. Grasslands cover large areas of land.
4. Grasslands are located between and .
5. There are main types of grasslands.

25%



Temperate Grasslands

1. Temperate grasslands have seasons.
2. The prairie are temperate grasslands found in .
3. The steppes are temperate grasslands found in .
4. The pampas are temperate grasslands found in .
5. Millions of used to live on the prairie before settlers came.

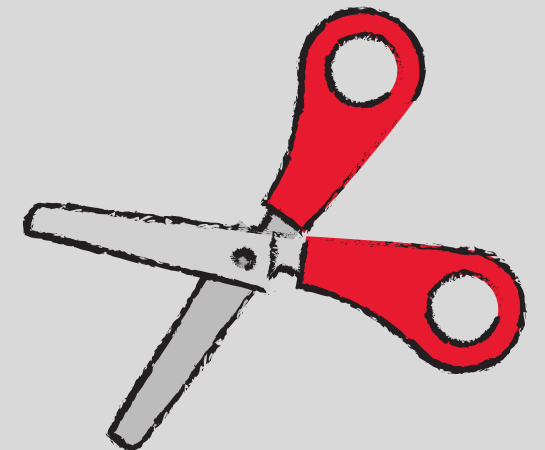


Savannas

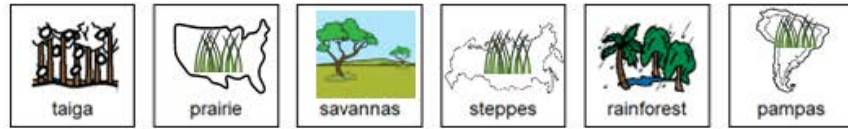
1. The savannas are located near the .
2. Savannas have a and .
3. The largest area of the savannas are found in .
4. There is also a large area of savannas in Northern .
5. are one of the herbivores living in the savannas.



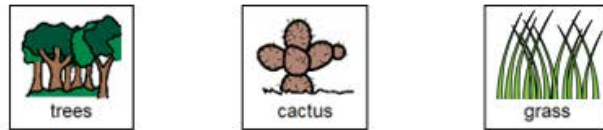
There are 5 fill-in-the-blank worksheets. These allow you to review and focus on smaller amounts of material and identify areas to review before the assessment.



1. Circle the different types of grasslands:



2. What is the main plant found in all grasslands?




3. How many seasons are there in the temperate grasslands?



4. Where is the prairie located?



5. What are the savannas located near?




There is a 10 question assessment.

There are 3 versions. This version has 10 questions with 3 picture choices for each question.

Answer key included.

Print onto cardstock or mount on index cards. Cut pictures apart and show student answer choices for each question.


Q 1



taiga



prairie



savannas



steppes



rainforest




pampas

Q 2



trees



cactus



grass

With this version, you cut out the answer choices and glue them on index cards. Ask the student the question, and they point to the correct answer.

1. Circle the different types of grasslands:
 - A. Taiga
 - B. Prairie
 - C. Savannas
 - D. steppes
 - E. rainforest
 - F. Pampas
2. What is the main plant found in all grasslands?
 - A. Trees
 - B. Cactus
 - C. Grass
3. How many seasons are there in the temperate grasslands?
 - A. 4
 - B. 2
 - C. 1
4. Where is the prairie located?
 - A. England
 - B. United States
 - C. Antarctica
5. What are the savannas located near?
 - A. Equator
 - B. North pole
 - C. Antarctica
6. Circle the animals that you would find in the savannas in Africa?
 - A. Gorilla
 - B. Lion
 - C. Zebra
 - D. Giraffe
 - E. Elephant
 - F. Fox

This is your traditional multiple choice version. It can also be used as a recording sheet if your students are using the version with index cards.



Terrestrial Biomes: *Grasslands*

By
Christa Joy

This unit also includes digital versions of the activities.

Students can watch a movie book version of the book rather than printing it out.

My trip to the savannas

I wanted to visit the savannas, to see

When I got there , I saw a

I went got out of the jeep to check out the

I took with me.

When it was time to go back home, I felt

Choose a picture from each line to finish the sentence.

 Africa	 lions	 giraffes	 African animals	 elephants
 giraffe	 lion	 wildebeest	 hyena	 zebra
 plains	 animals	 few trees	 mud	 watering hole
 a snack	 binoculars	 a camera	 my backpack	 water
 sad	 exhausted	 excited	 happy	 upset

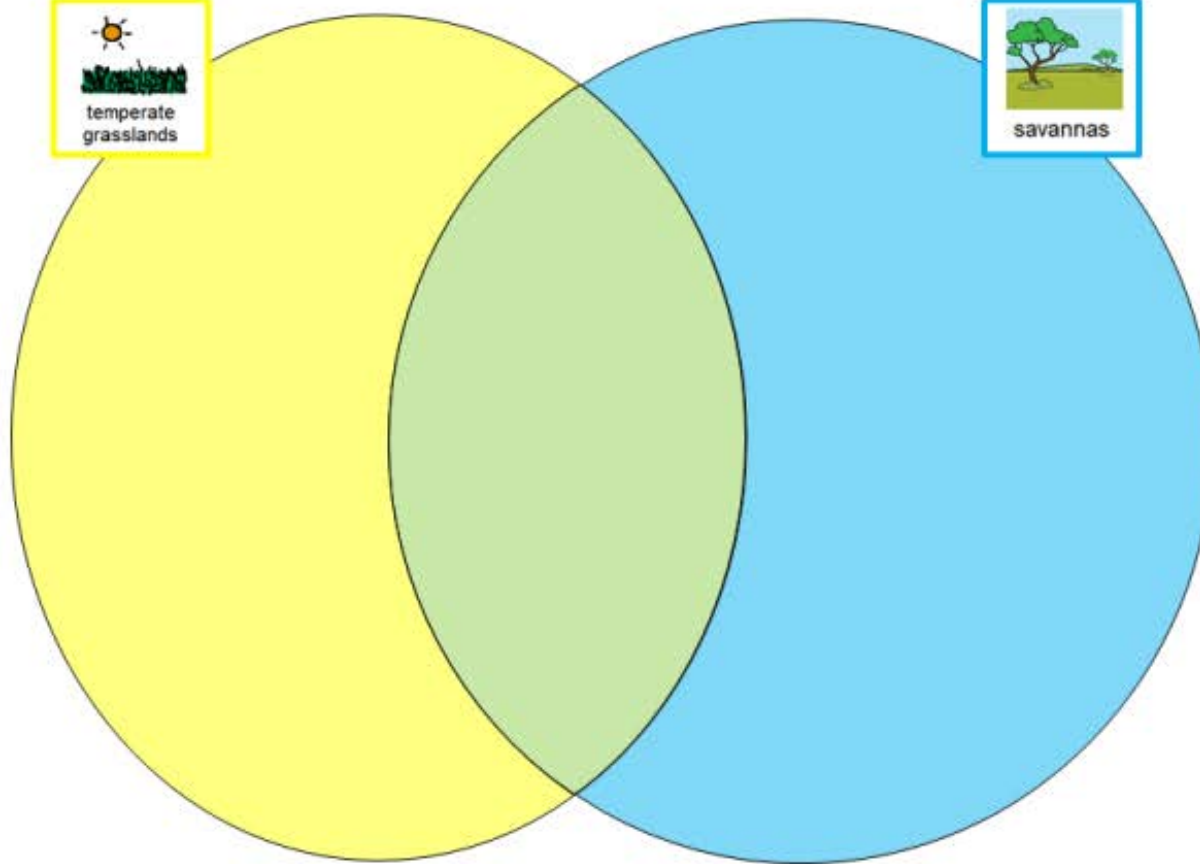
Each activity is set up so students can click and drag answers. No typing is required.



temperate grasslands



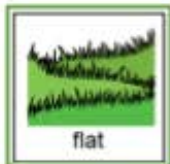
savannas



Place the pictures in the correct locations on the Venn diagram.



grass



flat



4 seasons



near equator



The Ombu



wildfires



pampas grass




lion



dry season



zebra



deer



grow



wet season

© 2010 by The McGraw-Hill Companies, Inc. All rights reserved. This is a trademark of The McGraw-Hill Companies.

The second set of slides uses color for differentiation and extra support for students who may need it. Mix and match slides from both sets to make the perfect set for each student.

This resource comes in a zipped folder. You will need to unzip the folder to access all the contents which include:

- ***13 days of lesson plans***
- ***Grasslands biome activities in color***
- ***Grasslands biome activities in black and white***
- ***Voice-recorded PowerPoint show***
- ***Grasslands biome book (PowerPoint) to use with activities***
- ***Links and directions to digital activities***

I also have a resource that is an overview of the 4 terrestrial biomes

- Forests
- Grasslands
- Desert
- Tundra

[**CLICK HERE**](#)



I also have a unit on Saltwater and Freshwater Ecosystems

[**CLICK HERE**](#)

