

Special Ed

# GOOD MASTERS! SWEET LADIES!

2008

Newberry Medal Winner



43 activities

5 questions/  
play



Special Needs for Special Kids





These novel units are something I created and started using in my classroom. I had students with significant challenges and most were **non-readers**. They were the best thing I ever did, and my students LOVED them.



## Table of Contents

Worksheet pages	Title	Play
6-7	Suggestions for use	
8	Story board	
9	Title and Author	
10-12	Wild boar facts	Hugo
13-15	Animals you can hunt in the forest	Hugo
16-17	What makes me special	Taggot
18	Facts about farriers	Taggot
19-21	Things about being poor	Will

## Table of Contents

Worksheet pages	Title	
46	Sequence the grain getting ground	
47-48	Nice vs mean actions	
49-50	Compliments vs insults	
51-52	How to care for a bloody nose	
53	What does valiant mean?	
54-55	What I want to do when I grow up	
56-58	What does patience look like?	Edgar
59-60	Good vs bad pets	Edgar
61-63	Things used to remove a stain	Isobel
64-66	Rich vs poor Venn diagram	Isobel
67-69	Things a baby needs	Barbary
70-71	Apologizing	Barbary
72-73	Jewish fact sheet	Jacob & Petronella
74	Secrets ok to keep	Jacob & Petronella
75-77	Flea circle map	Lowdy
78-79	Animals that do and do not have fleas	Lowdy
80-82	Perseverance	Pask












## Table of Contents

Worksheet pages	Title	Chapter
83-85	Ways to say thank you	Pask
86-87	Things that are hot vs cold	Piers
88-89	Tough jobs	Piers
90-91	Opposite emotions	Marlot & M
92	Difficult choices	Marlot
93-94	Good vs bad luck	
95-96	Water safety	
97-99	Things in a butcher shop	
100-101	Things that smell	
102-104	Things people beg for	
105-106	Telling the Truth	
107-109	Other units	
110-111	Terms of Use	

This novel unit has **47 different activities** (2 for every play). These activities are **NOT** comprehension-based. So, even if your students do not pay attention, they can still complete the activity.



Sometimes we have to make difficult decisions. Look at each scenario and circle what your decision would be. There is no right or wrong answer.

<p>What kind of party would you rather have?</p> <div style="display: flex; justify-content: space-around;"> <div style="text-align: center;">  pizza         </div> <div style="text-align: center;">  ice cream         </div> </div>	<p>What type of pet would you like to have?</p> <div style="display: flex; justify-content: space-around;"> <div style="text-align: center;">  dog         </div> <div style="text-align: center;">  cat         </div> </div>
<p>When you have free time, what do you like to do?</p> <div style="display: flex; justify-content: space-around;"> <div style="text-align: center;">  watch TV         </div> <div style="text-align: center;">  read         </div> </div>	<p>Who would you most want to go to the movies with?</p> <div style="display: flex; justify-content: space-around;"> <div style="text-align: center;">  best friend         </div> <div style="text-align: center;">  mom         </div> </div>
<p>What type of music do you like to listen to?</p> <div style="display: flex; justify-content: space-around;"> <div style="text-align: center;">  country music         </div> <div style="text-align: center;">  rock music         </div> </div>	<p>Where do you like to go on vacation?</p> <div style="display: flex; justify-content: space-around;"> <div style="text-align: center;">  lake         </div> <div style="text-align: center;">  ocean         </div> </div>
<p>Which would you like to learn how to do?</p> <div style="display: flex; justify-content: space-around;"> <div style="text-align: center;">  play a sport         </div> <div style="text-align: center;">  play an instrument         </div> </div>	<p>On the weekends, which do you like to do?</p> <div style="display: flex; justify-content: space-around;"> <div style="text-align: center;">  stay inside         </div> <div style="text-align: center;">  go outside         </div> </div>

For example, in one of the plays, 2 sisters must make a difficult decision about who will marry the apprentice. This activity has students practice making some difficult decisions themselves. It does not require comprehension of the chapter but relates to what is going on.



## Suggestions for Use

- I made this unit to go along with the book, *Good Masters! Sweet Ladies! Voices from a Medieval Village* by Laura Amy Schlitz.
- The thought is that you would be reading it aloud to your class at a rate of about 1 play per day.
- Be sure to give each student their own copy of the story board (pg. 8) to use while reading and discussing the story.
- Benefits of reading out loud, even to classes made up of severely affected students:
  - Teaches students to sit quietly even when there isn't something for them to do. This is such an important life skill. We all have to spend time sitting and listening to someone we are not that interested in at some point.
  - Parents will LOVE you. Not only will they be excited their child is being exposed to age appropriate material, but you are teaching them how to sit quietly, which will hopefully transfer to home as well.
  - Even with your lowest level learners, you will have 1 or 2 that will truly enjoy the story.
  - It can be a calming experience to sit and listen to the teacher read in a methodical way.

Christa Joy, Special Needs for Special Kids The Picture Communication Symbols ©1981-2018 by Tobii Dynavox. All Rights Reserved Worldwide. Used with permission. Boardmaker® is a trademark of Tobii Dynavox

## Suggestions for Use

- For students who need more structure, place the number of post-it notes in front of him/her that corresponds to the number of pages you intend to read. Remove a post-it as you finish each page. The visual will help lessen their anxiety.
- Each play has 2 activities to choose from. You can do both, or just the one you think your students would enjoy the most.
- Differentiation:
  - For any activity, you can quickly differentiate for your lower level learners by using a color coding technique.
  - If sorting, outline each sorting category a certain color and then outline the corresponding pictures the same color.
  - Becomes a matching task.
- In a separate file, there are comprehension questions. There are 5 multiple choice questions to go with every play. An answer key is included.
- There are 2 separate files included in this unit. One is completely in color and one completely in BW. Consider sending home the BW copies for additional practice at home.

Christa Joy, Special Needs for Special Kids The Picture Communication Symbols ©1981-2018 by Tobii Dynavox. All Rights Reserved Worldwide. Used with permission. Boardmaker® is a trademark of Tobii Dynavox

Suggestions on how I found this activity worked best in my classroom are provided. I typically had 6-8 students with one adult assistant in the room with me.




Color version

# Good Masters! Sweet Ladies! Voices from a Medieval Village

Novel Unit  
for Special Education

By  
Christa Joy  
Special Needs for Special Kids




*This entire novel unit comes in 2 separate files. One is completely in color and one is completely in black and white.*



Storyboard : to use while reading and for class discussions. Laminate and make 1 copy for each student.

**NOTE:** *This storyboard is a little different than most. It does not have the characters, but more general terms you will likely use for all the plays in the book.*



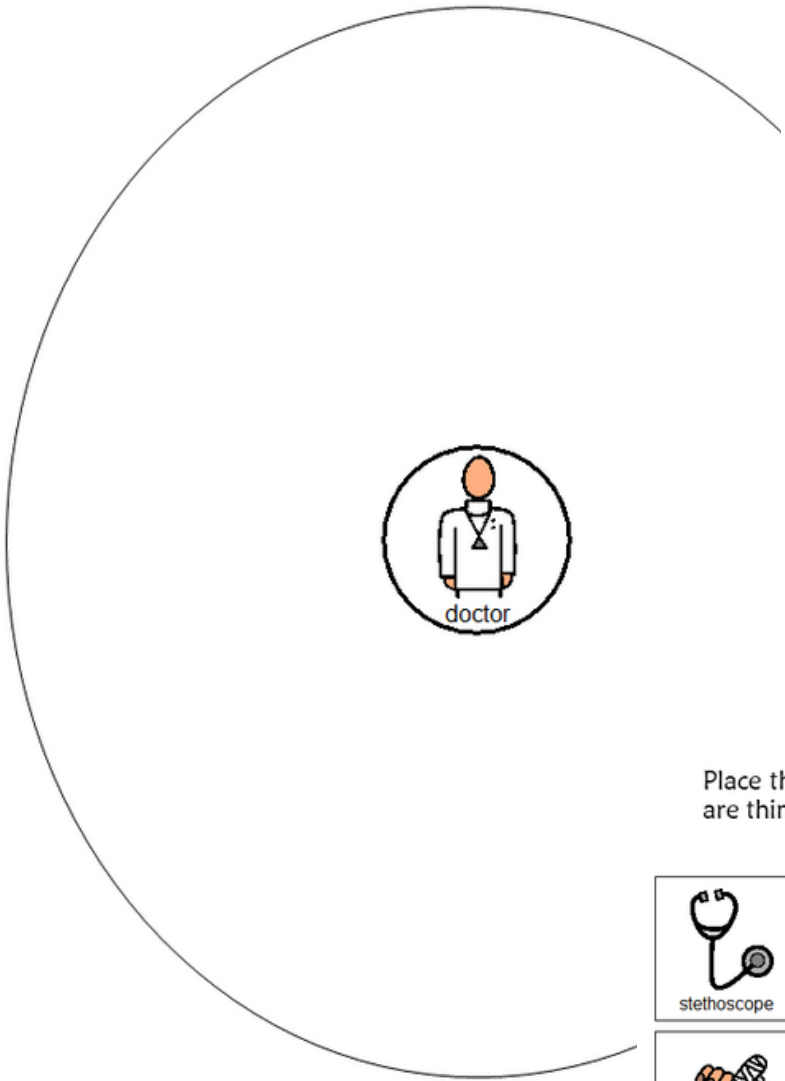
This unit comes with a vocabulary board.

Vocabulary boards are great for ALL students to assist with participation and engagement in group discussions.

Tips on how to use in the unit!!



What are some things that might be in a doctor's bag?



Place the following in the circle map showing things that would be in a doctor's bag.

stethoscope	thermometer	medicine	injection	blood pressure
bandage	alcohol swab	aspirin	Q-tip	otoscope

Place the following on the previous page **ONLY IF** they are things that would be in a doctor's bag.

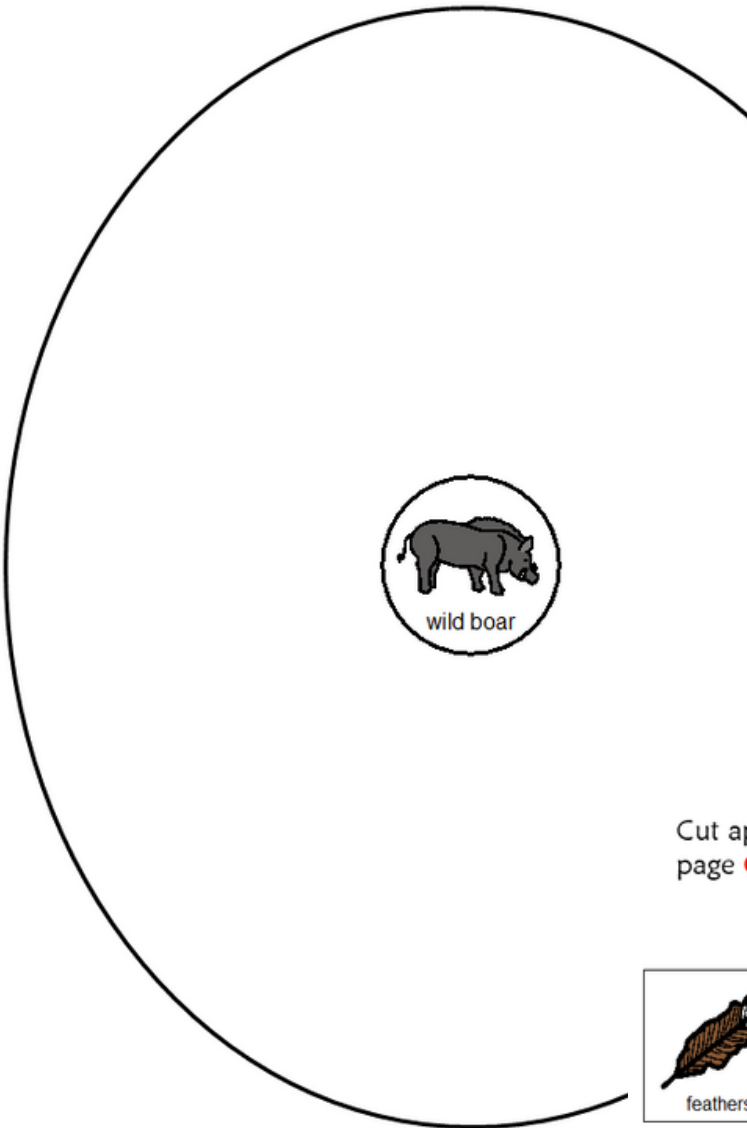
stethoscope	soda	medicine	injection	hammer
bandage	alcohol swab	screwdriver	Q-tip	otoscope
dog food	thermometer	aspirin	keyboard	blood pressure

There are circle maps in this unit.

Circle maps are a great way for students to see the big idea.








Cut apart the pictures about wild boars and place in map on previous page.

Errorless option



Cut apart the pictures and place in map on the previous page **ONLY IF** they are about wild boars.



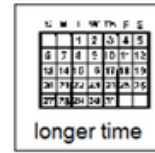
Each circle map comes with 2 choices:

An errorless option with only correct answers

An option that has wrong answers mixed in students will need to set aside.




Mogg has to wait a long time for the corn to be ground. When you wait, some things take a short time, and some take a longer time.



 drink a glass of water	 eat lunch	 nap	 wash face
 finish puzzle	 bus ride to school	 eat a cookie	 empty trash
 watch a commercial	 take a bath	 color a picture	 basketball game

There are sorting activities.

Directions on how to add color coding for differentiation is included.






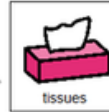
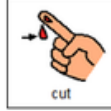
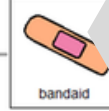


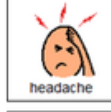
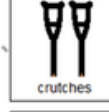


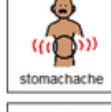

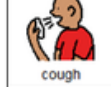

Imagine you were a doctor. Match the best medicine for each injury on the left.

 broken leg	 tissues
 cut	 bandaid
 cold	 dentist
 headache	 crutches
 toothache	 Pepto Bismol
 stomachache	 aspirin
 cough	 cough drops



differentiated

Imagine you were a doctor. Match the best medicine for each injury on the left.

 broken leg	 tissues
 cut	 bandaid
 cold	 dentist
 headache	 crutches
 toothache	 Pepto Bismol
 stomachache	 aspirin
 cough	 cough drops

*Note: Dashed lines connect each injury icon to its corresponding medicine icon.*

There are matching activities. Directions on how to add color coding for differentiation is included.



# Going on a pilgrimage

I decided to go on a pilgrimage with my

We took plenty of

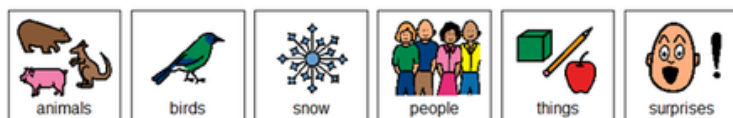
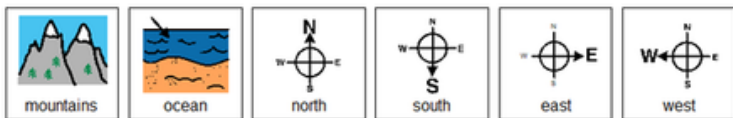
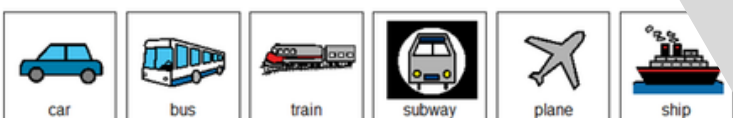
with us.

We traveled in a


We headed towards the

We saw lots of

while we were there.

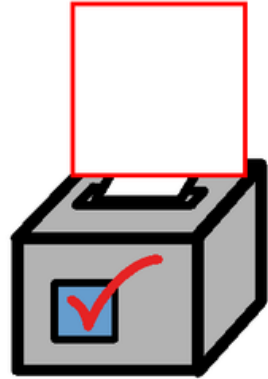
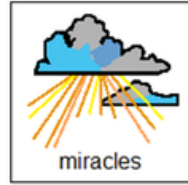


There are writing prompts. These are errorless activities that allow students to write a story independently.

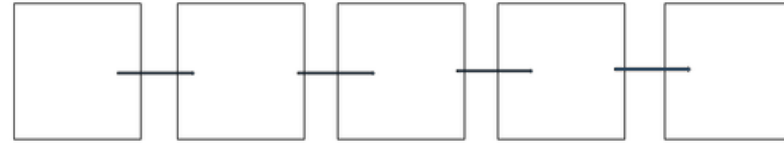




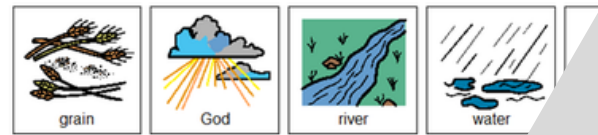
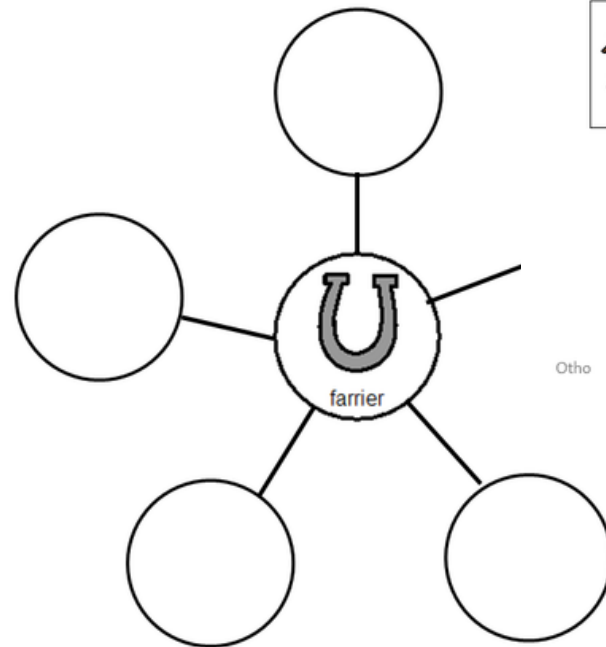

Time to vote!! Do you believe in miracles?



Sequence what happens to the grain.



What are things to know about a farrier?



Because there are so many activities, you can choose the ones that fit your students the best.





## Simon

1. What has Simon always thought he would grow up to be?



2. What did Simon imagine he would ride into battle on?



3. What would Simon use to fight?



4. Why won't Simon end up being a knight?



5. What will Simon become instead?



Simon

Christa Joy, Special Needs for Special Kids  
The Picture Communication Symbols ©1981-2020 by Tobii Dynavox. All Rights Reserved  
Worldwide. Used with permission. Boardmaker® is a trademark of Tobii Dynavox

## Barbary

1. Who did Barbary have to take with her to buy fish?



2. When is her mother expecting another baby?



3. What did Barbary throw at Isobel?



4. Where did Barbary go after throwing the mud?



5. Was Barbary sorry?



Barbary

Christa Joy, Special Needs for Special Kids  
The Picture Communication Symbols ©1981-2020 by Tobii Dynavox. All Rights Reserved  
Worldwide. Used with permission. Boardmaker® is a trademark of Tobii Dynavox

This unit does come with comprehension questions. There are 5 questions for every play. Each question has 3 picture choices. They are in color and black and white.

Answer key included!!





I realize there will be some students out there unable to do cutting activities. I have a blog post with ways to complete activities without a pair of scissors!!

**[Click Here to read more!!](#)**