

FIRST DAY JITTERS

LITERACY UNIT



BACK
TO
SCHOOL

Special Ed



Special Needs for Special Kids

ALSO INCLUDES GOOGLE SLIDES



These literacy units are something I created and started using in my classroom. I had students with significant challenges and most were **non-readers**. This is a great way to expose all students to some great books.

First Day Jitters Literacy Unit

By
Christa Joy
Special Needs for Special Kids



Christa Joy, Special Needs for Special Kids
The Picture Communication Symbols ©1981-2018 by Tobii Dynavox. All Rights Reserved
Worldwide. Used with permission. Boardmaker® is a trademark of Tobii Dynavox

Table of Contents

Pages	Activity
4-6	Vocabulary board
7-12	Circle map: being nervous
13-15	Word map: jitters
16-21	Venn Diagram: students and teachers
22-26	Match emotion to situation
27-30	Everyone feels nervous
31-34	Time to vote
35-36	Terms of Use

In a separate file you will find:

- Directions and links to digital activities

This unit has 6 activities to go with this book to last a full week of instruction.

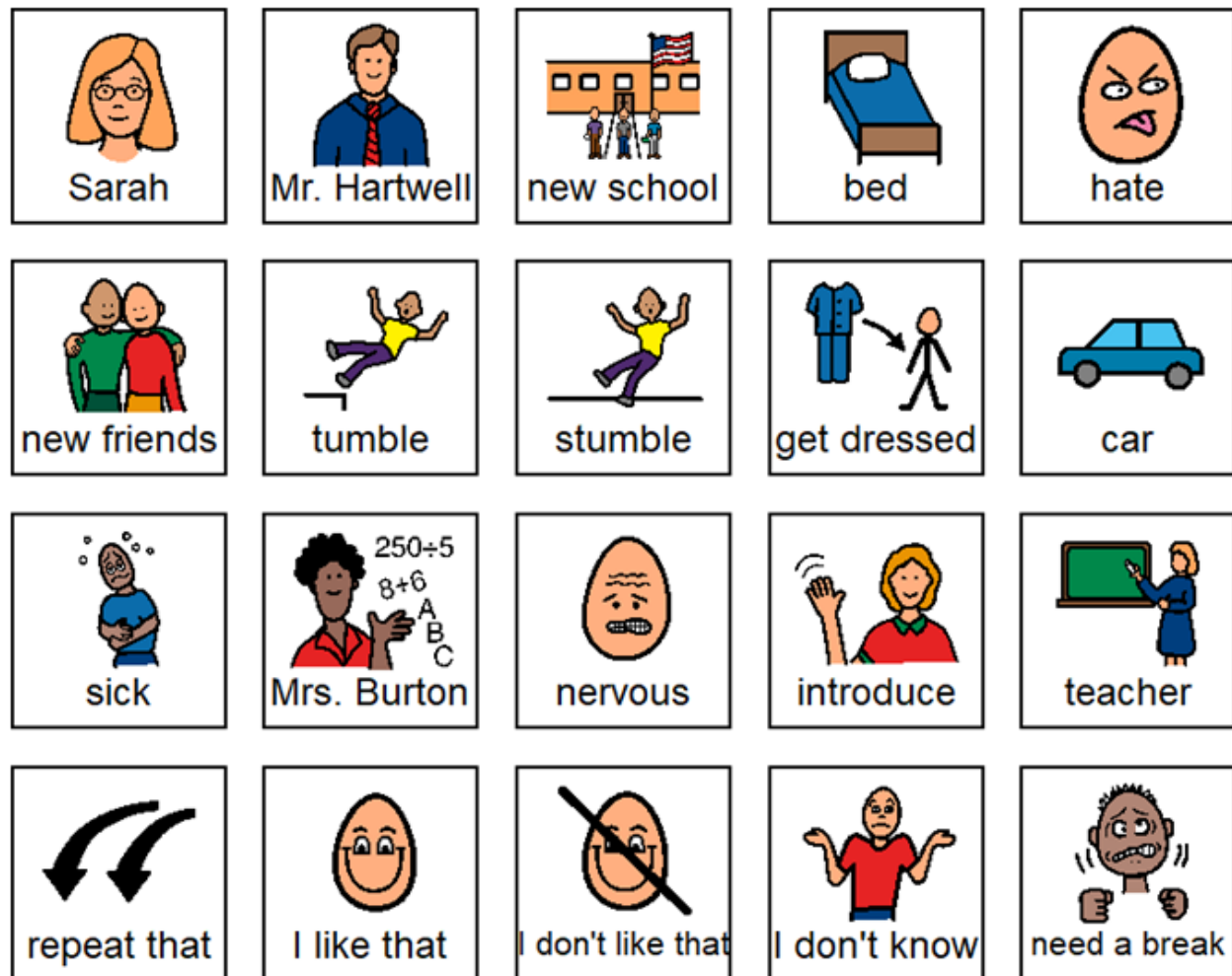
There are 2 separate files, one in color and one in black and white.

Christa Joy, Special Needs for Special Kids
The Picture Communication Symbols ©1981-2018 by Tobii Dynavox. All Rights Reserved
Worldwide. Used with permission. Boardmaker® is a trademark of Tobii Dynavox

This unit comes with a storyboard.

Storyboards are great for ALL students to assist with participation and engagement in group discussions.

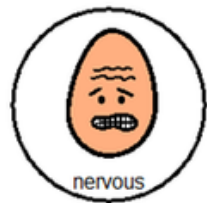
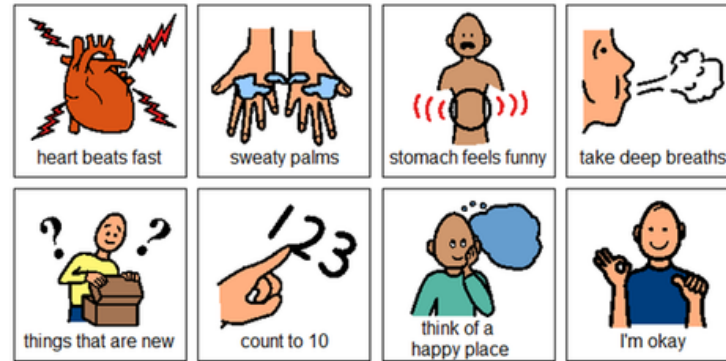
Tips on how to use in the unit!!




Many kids (and teachers) feel nervous about starting school. Feeling nervous is a normal emotion. Here is what feeling nervous may feel and look and feel like.

errorless

Place the pictures in the circle map about what it may feel like to be nervous or ways to feel better if you are.

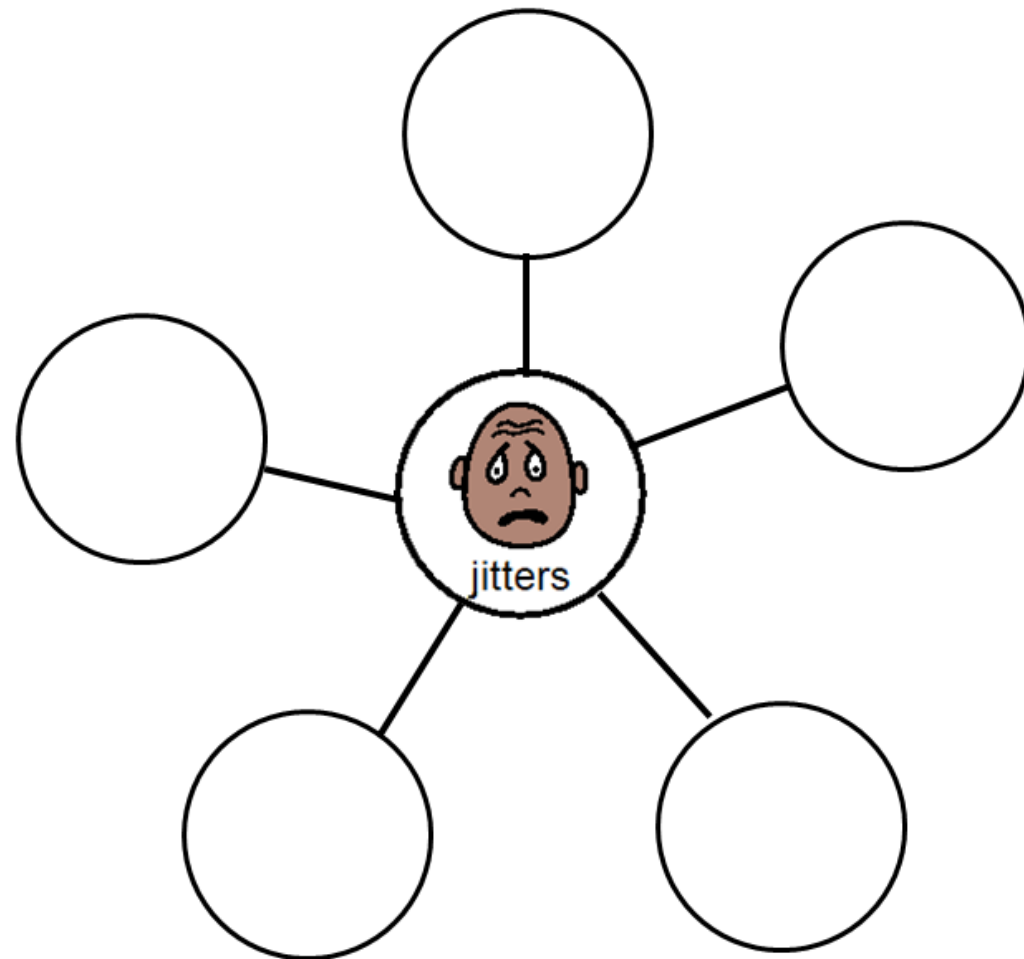


Place the pictures in the circle map **ONLY IF** they are about feeling nervous or ways to feel better if you are.



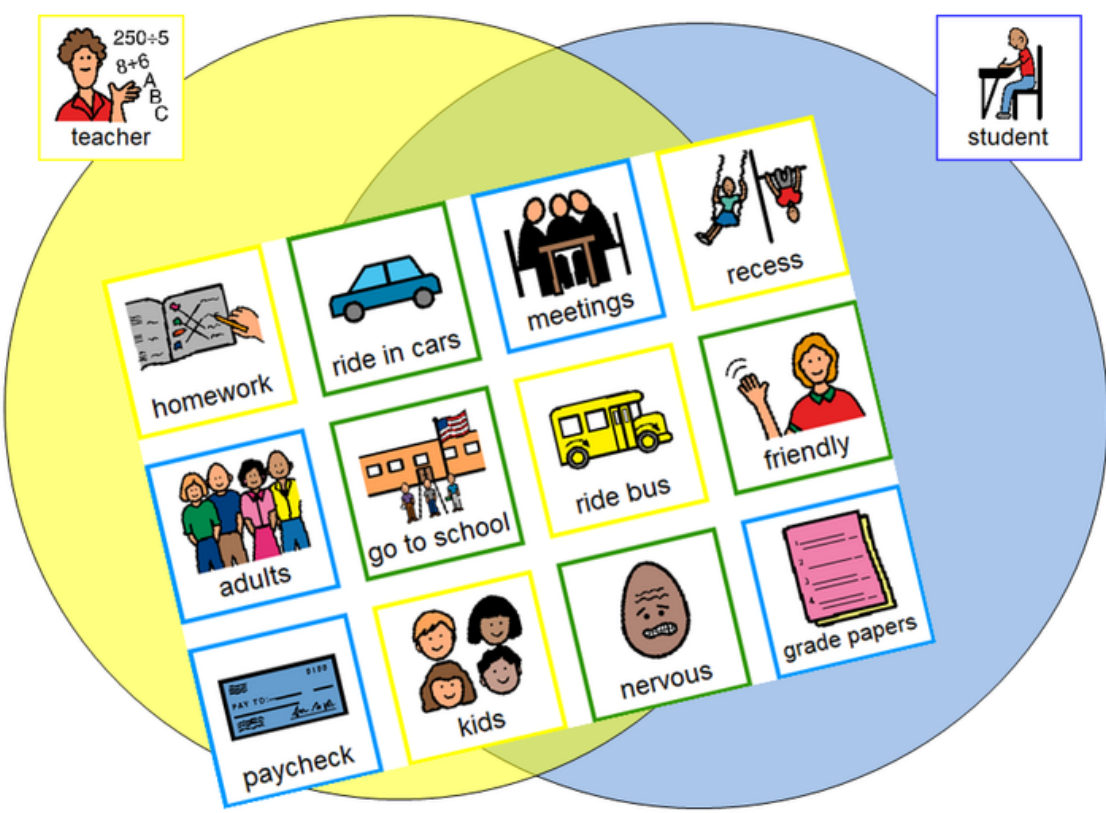
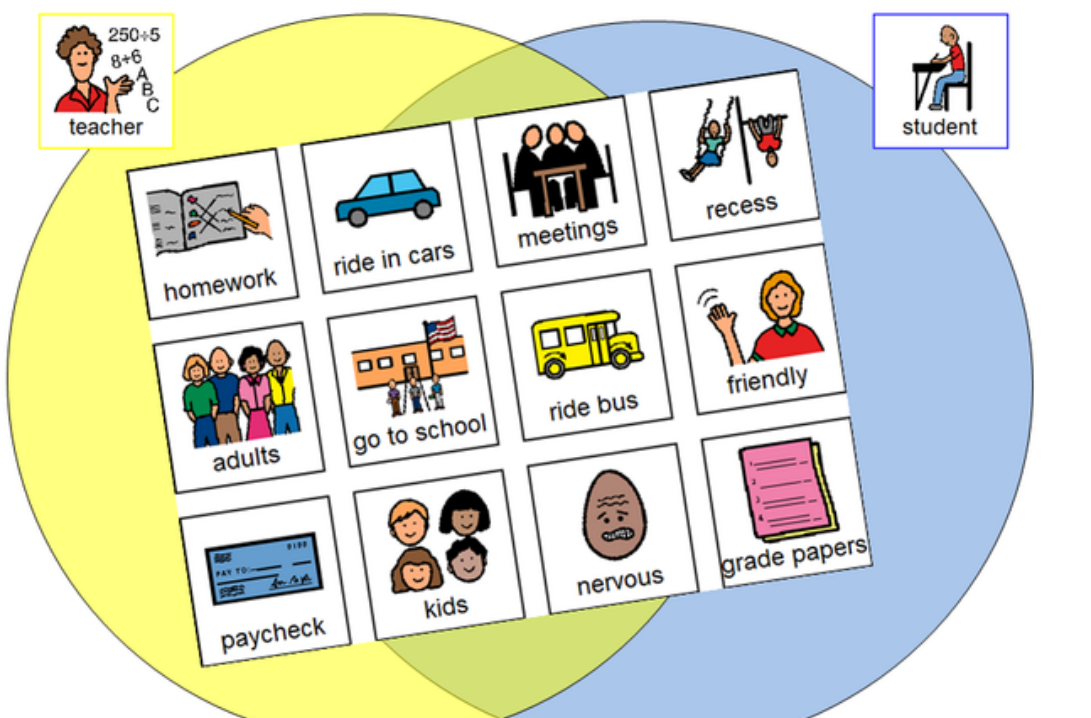
There is a circle map showing how it feels to be nervous and ways to deal with it. There is an option that only has correct answers and one that has wrong answers mixed in.

What are some other words for jitters?











Students will complete a word map showing other words for jitters. This is an errorless task.













There is a sorting activity. Students will complete a Venn Diagram showing how students and teachers are not all that different. There is a color-coded version provided.

Look at each situation. How do you think you would be feeling in each one?

 scary movie	<input type="text"/>	 hike	<input type="text"/>
 surprise party	<input type="text"/>	 good grade	<input type="text"/>
 roller coaster	<input type="text"/>	 at the dentist	<input type="text"/>
 take your toy	<input type="text"/>	 funeral	<input type="text"/>

Match the emotion to the situation on the previous page. Use color coding for differentiation as needed.

 sad	 nervous	 exhausted	 surprised
 excited	 angry	 scared	 happy

Answer Key

- Scary movie >> scared
- Hike >> exhausted
- Surprise party >> surprised
- Good grade >> happy
- Roller coaster >> excited
- At the dentist >> nervous
- Take you toy >> angry
- Funeral >> sad

Students will match the emotion that would be felt in each situation. Suggestions for differentiation are included.

Everyone Feels Nervous


Everyone feels nervous, even .













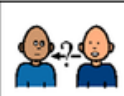












Sometimes a new can be a little scary.

When I feel nervous, I can .

can also make me feel better.




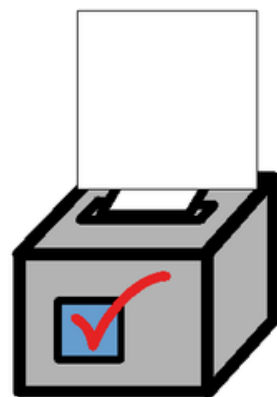

I wonder if ever feel nervous.



 adults	 parents	 teachers	 principals	 _____
 school	 classroom	 teacher	 city	 _____
 close my eyes	 look for a friend	 ask questions	 take a deep breath	 count to _____
 sit down	 daydream	 take a walk	 take a break	 listen to music
 dogs	 cats	 the president	 Santa Claus	 movie stars



Students will write their own story about the fact that everyone gets nervous. They can pretend they are someone or something else if they would like. This is an errorless activity that allows students to write their own story independently.

Time to vote!! Were you surprised by the ending of this story?



Christa Joy, Special Needs for Special Kids The Picture Communication Symbols ©1981-2019 by Tobii Dynavox. All Rights Reserved Worldwide. Used with permission. Boardmaker® is a trademark of Tobii Dynavox

Record the results from your class votes.



Christa Joy, Special Needs for Special Kids The Picture Communication Symbols ©1981-2019 by Tobii Dynavox. All Rights Reserved Worldwide. Used with permission. Boardmaker® is a trademark of Tobii Dynavox

Students will vote on whether or not they were surprised by the ending of the story. There are suggestions for class activities to do with all the votes once cast.

Listen to the
book read
aloud



There is a video of the book
read aloud. This is a video
from YouTube.



Great for review

Everyone Feels Nervous

Everyone feels nervous, even .

Sometimes a new can be a little scary.

When I feel nervous, I can .

can also make me feel better.

I wonder if ever feel nervous.




Choose a picture to finish each sentence.




adults



parents




teachers




principals



school



classroom



teacher



city



close my eyes



look for a friend



ask questions



take a deep breath



sit down



daydream



take a walk



take a break



listen



dogs



cats



the president



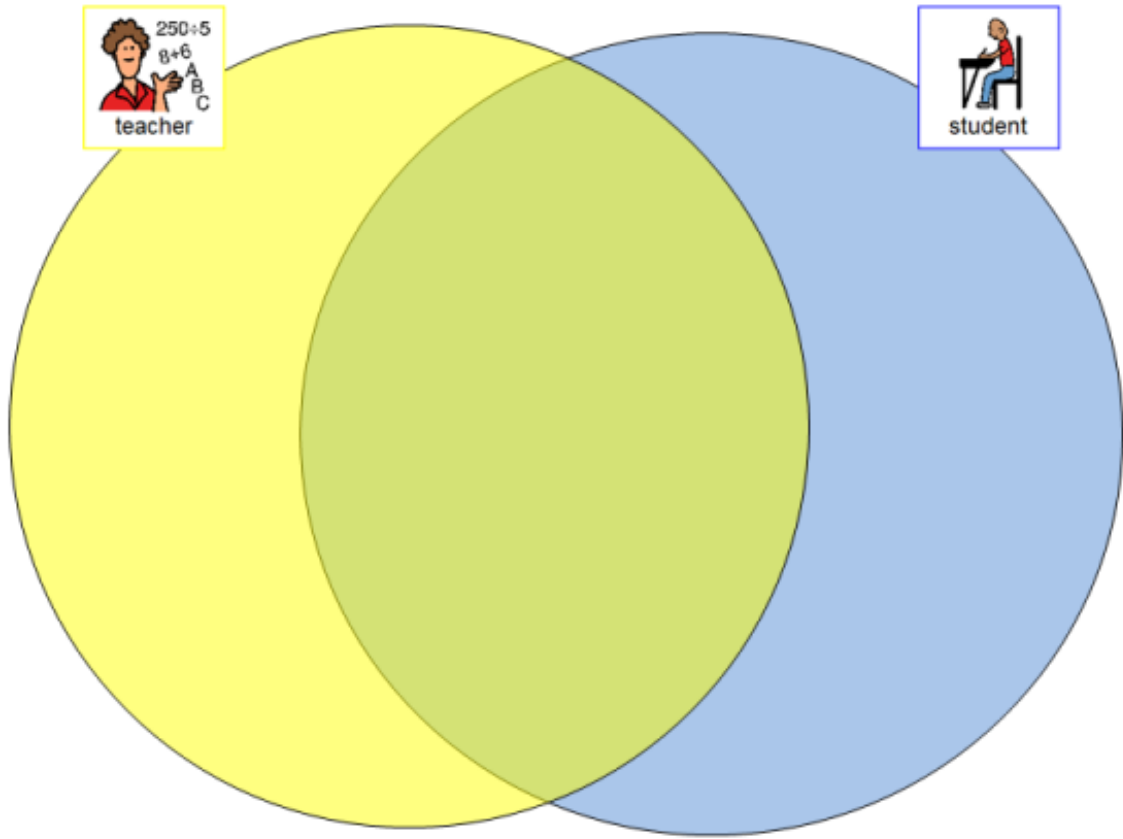


Santa Claus



movie stars

There are digital versions of the activities included. Students click and drag the answers.

Perfect for every learning level



Place the pictures in the correct location on the diagram. If it describes both teachers and students, then put it in the middle.

A hand pointing to a page with a pencil. homework	A blue car. ride in cars	Three people sitting at a table. meeting
A child on a swing set. recess	A group of four people. adults	A school bus. go to school
A yellow school bus. ride bus	A woman with a friendly expression. friendly	A blue paycheck. paycheck
Four children's faces. kids	A brown egg with a nervous face. nervous	A stack of pink papers. grade papers

There are 2 sets, one that includes differentiation shown here.

This resource comes in a zipped folder. You will need to unzip the folder to access all the contents which include:

- *Activities in color*
- *Activities in black and white*
- *Links and directions to digital activities*

Save money and get this part of my Back to School Literacy Bundle.

CLICK HERE

