

**SPECIAL ED**

**FIRE  
SAFETY**



**INCLUDES GOOGLE SLIDES**

Special Needs for Special Kids



For students who:

- *are emerging or non-readers*
- *take alternate assessments*
- *are in special education*
- *short-attention span*
- *lack pre-requisite skills*
- *benefit from the use of pictures for support*
- *in elementary school*

# Fire Safety For Special Education

By  
Christa Joy  
Special Needs for Special Kids



## Table of Contents

Worksheet pages	Activity
4-5	Vocabulary board
6-24	Stories to sequence (group activity)
25-30	Stop, Drop and Roll cards and sequencing
31-33	Safe and not safe sorting
34-40	Fire Drill student booklet
41-43	Fire drill sequencing
44-45	Terms of Use

Also included in this resource as separate files:

- PowerPoint (**this is the book in the lesson plan**)
- Activities in black and white

*There are 5 activities for teaching students about fire safety. There are group and individual activities.*

*It comes in 2 separate files. One in color and one in black and white.*



 STOP	 drop	 roll	 safe	 not safe	 fireplace
 matches	 stove	 stay low	 feel door	 line up	 teacher
 fire alarm	 quiet	 wait	 fireman	 where	 need a break

Christa Joy, Special Needs for Special Kids  
The Picture Communication Symbols ©1981–2018 by Tobii Dynavox. All Rights Reserved  
Worldwide. Used with permission. Boardmaker® is a trademark of Tobii Dynavox

This unit comes with a vocabulary board.

Vocabulary boards are great for ALL students to assist with participation and engagement in group discussions.

Tips on how to use in the unit!!

There are no vocabulary CARDS in this unit.




Firemen keep us safe.

©Christa Joy, SNSK

*There is an 18 page book reviewing how to be safe.*


*It comes in a PowerPoint version so you can edit the text if needed to meet your classroom needs.*

The kids are eating lunch in the cafeteria.



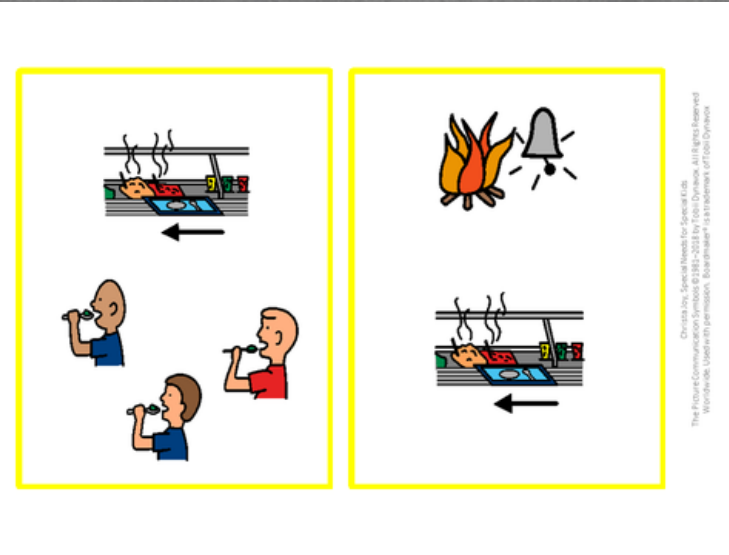
Christa Joy, Special Needs for Special Kids  
The Picture Communication Symbols ©1981-2018 by Tobii Dynavox. All Rights Reserved  
Worldwide. Used with permission. Boardmaker® is a trademark of Tobii Dynavox

The fire alarm goes off.




Christa Joy, Special Needs for Special Kids  
The Picture Communication Symbols ©1981-2018 by Tobii Dynavox. All Rights Reserved  
Worldwide. Used with permission. Boardmaker® is a trademark of Tobii Dynavox

group activity




The kids move to the door quietly.




Christa Joy, Special Needs for Special Kids  
The Picture Communication Symbols ©1981-2018 by Tobii Dynavox. All Rights Reserved  
Worldwide. Used with permission. Boardmaker® is a trademark of Tobii Dynavox

The kids wait outside until it is safe.



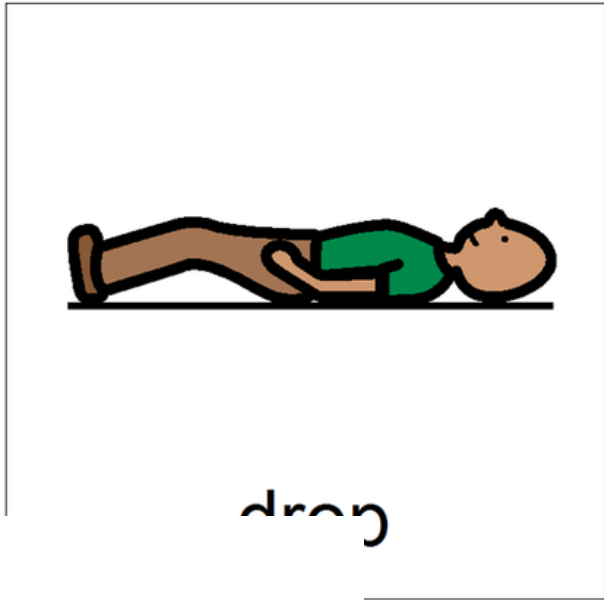

Christa Joy, Special Needs for Special Kids  
The Picture Communication Symbols ©1981-2018 by Tobii Dynavox. All Rights Reserved  
Worldwide. Used with permission. Boardmaker® is a trademark of Tobii Dynavox



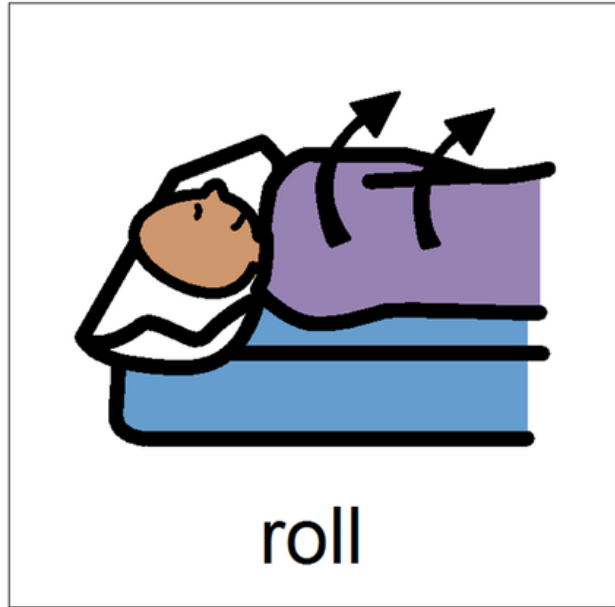
There are 3 groups of story cards and templates to use for sequencing in a small group.

Each addresses a different scenario in school during fire drills.

group activity



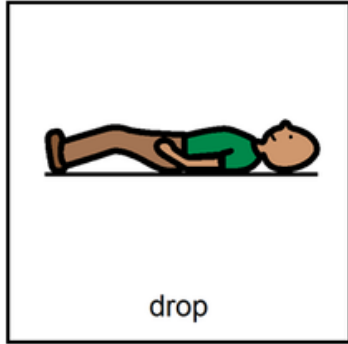
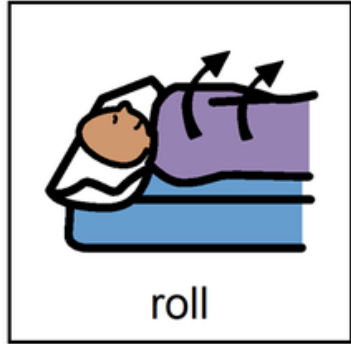
drop



roll

Stop, drop, and roll cards for students to sequence as a small group.

Smaller cards for students to sequence.



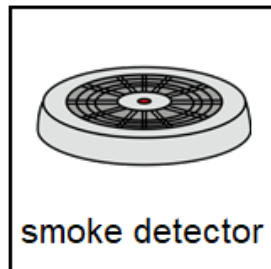

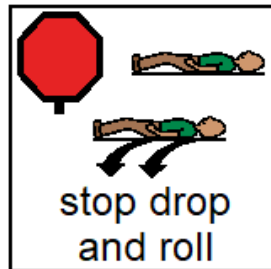


Christa Joy, Special Needs for Special Kids  
The Picture Communication Symbols ©1981-2018 by Tobii Dynavox. All Rights Reserved.  
Worldwide. Used with permission. Boardmaker® is a trademark of Tobii Dynavox

1	2	3

Christa Joy, Special Needs for Special Kids  
The Picture Communication Symbols ©1981-2018 by Tobii Dynavox. All Rights Reserved.  
Worldwide. Used with permission. Boardmaker® is a trademark of Tobii Dynavox

*There are smaller versions of the cards for students to cut apart and sequence individually.*





There is a sorting activity of things that are and are not safe concerning fire. This is a review from the PowerPoint.

Sometimes in class I may  
hear an alarm go off.



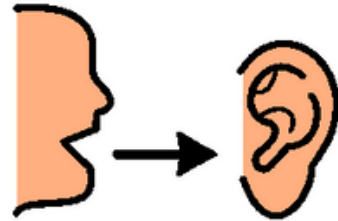
It could be the fire alarm.



1. Be very quiet.




2. Listen to the teacher.



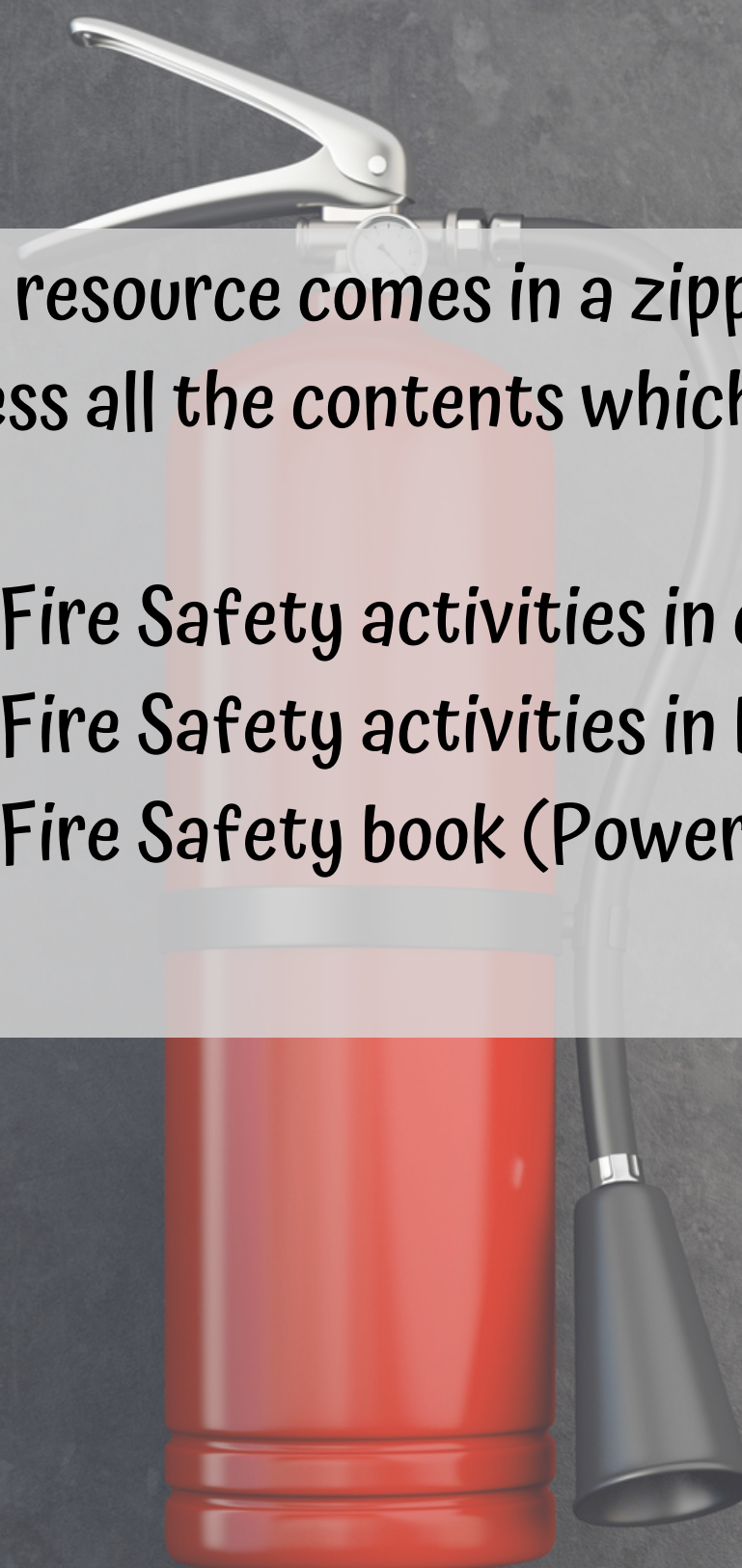
*There is a 12 page  
booklet to assemble  
that students can take  
home for review.*

## Pictures to sequence (color)



Finally, there are pictures for students to sequence what happens when there is a fire drill.

You can eliminate some of the pictures to differentiate the level of difficulty.



*This resource comes in a zipped folder. You will need to unzip the folder to access all the contents which include:*

- *Fire Safety activities in color*
- *Fire Safety activities in black and white*
- *Fire Safety book (PowerPoint) to use with activities*