

Special Ed

FALL UNIT 7 DAYS OF ACTIVITIES



ALSO INCLUDES GOOGLE SLIDES

Special Needs for Special Kids



This unit was created with this guy in mind. He has autism and an intellectual disability. He is a non-reader, has a very short attention span, and struggles to sit still. With some support he is able to do this unit, and enjoys the challenge. He is my tester!!

Fall Unit

By
Christa Joy
Special Needs for Special Kids



Christa Joy, Special Needs for Special Kids
The Picture Communication Symbols ©1981-2018 by Tobii Dynavox. All Rights Reserved
Worldwide. Used with permission. Boardmaker® is a trademark of Tobii Dynavox

Table of Contents

Pages	Activity
4-23	Into the Fall
24-26	Vocabulary board
27-32	Circle map
33-43	Sorting activity
44	Count and color fall leaves
45-49	Writing Prompt
50-53	Scavenger Hunt
54-74	Bingo cards
75-81	Pumpkin muffins picture recipe
82-99	Quiz
100-101	Terms of Use

Also included with this unit in separate files:

- lesson plan
- voice recorded PowerPoint
- directions and links to digital activities

Christa Joy, Special Needs for Special Kids
The Picture Communication Symbols ©1981-2018 by Tobii Dynavox. All Rights Reserved
Worldwide. Used with permission. Boardmaker® is a trademark of Tobii Dynavox

This unit contains 7 days of material in print and digital formats. I have included a detailed lesson plan to help you make the most of everything in this unit including how to add some group activities.

It comes in 2 separate files. One in color and one in black and white.

Fall Lesson Plan

Preparation

- Print out a vocabulary board for each student to use throughout unit
 - Laminate or place in page protector
- Book
 - Print out, laminate, and bind
 - OR your students can listen to the pre-recorded version
- Scavenger Hunt cards
 - Print on cardstock and laminate
- Bingo Boards
 - Print cards on cardstock and laminate
 - Cut apart one board to use as calling cards

Preassessment (do day 1 before starting lesson)

- Choose the form of the quiz that best fits the learning level of your students
- Give the quiz to assess what your students may already know
- I cannot emphasize enough how important this step is. If you want to see growth, this preassessment is so important!!

Teaching Tips

1. *Color Coding:* this is activity. Outline or color the corresponding picture task.
 - a. For more info, read <https://specialneedsdifferentiation.com/2015/04/01/color-coding-3-ways-easily-and-3-ways-easily-and-3-ways-easily-and/>
 - b. I also have a blog post <https://specialneedsdifferentiation.com/2015/04/01/color-coding-3-ways-easily-and-3-ways-easily-and-3-ways-easily-and/>
2. *Make you own copy* yesterday. For that reason
 - a. I often complete that I could use

Day 3

Activity	Notes	Materials
Read or listen to a recording of the book (10 minutes)	<ul style="list-style-type: none"> • Read through the story, asking lots of questions • Continue to make connections between book and vocabulary board 	<ul style="list-style-type: none"> • Book • Vocabulary board
Scavenger Hunt with vocabulary board (10 minutes)	<ul style="list-style-type: none"> • Paste the symbols around the room • Students walk around with their vocabulary board looking for matching symbols • Place a sticky note on their board covering the symbols as they find them 	<ul style="list-style-type: none"> • Vocabulary board cut apart • tape • Vocabulary board
Sorting activity review (5 minutes)	<ul style="list-style-type: none"> • Review the sorting activity completed yesterday 	<ul style="list-style-type: none"> • Completed activity from yesterday
Count and color worksheet (10 minutes)	<ul style="list-style-type: none"> • Complete the counting and coloring leaves worksheet • Use color coding where needed 	<ul style="list-style-type: none"> • worksheet
Sharing (10 minutes)	<ul style="list-style-type: none"> • Each student shares their finished worksheets 	<ul style="list-style-type: none"> • Completed worksheet • Communication devices

Quick Look

Day	Activity
1	<ul style="list-style-type: none"> • Book • Vocab board activity • Circle map
2	<ul style="list-style-type: none"> • Book • Vocab board activity • Sorting activity
3	<ul style="list-style-type: none"> • Book • Vocab board activity • Count and color
4	<ul style="list-style-type: none"> • Book • Vocab board activity • Writing prompt
5	<ul style="list-style-type: none"> • Book • Vocab board activity • Scavenger hunt
	<ul style="list-style-type: none"> • Book

The lesson plans contain:


- Overall tips for teaching students with significant needs
- A quick look at what you will do each day
- Detailed instructions on how that day's lesson should run

This unit comes with a vocabulary board.

Vocabulary boards are great for ALL students to assist with participation and engagement in group discussions.

Tips on how to use in the unit!!

(There are NO vocabulary cards in this unit.)



Fall starts on September 23 in the Northern Hemisphere.



Christa Joy, Special Needs for Special Kids

What are some things we do in the fall?




Christa Joy, Special Needs for Special Kids

There is a 20-page book with simple text and engaging photos.

It comes in a PowerPoint version as well as a voice-recorded PowerPoint (so you don't have to print it out.) There is also a movie version you can use in google slides.

Errorless version

Cut apart pictures and place in circle map about fall.




Cut apart pictures and place in circle map **ONLY IF** they relate to fall.


















There is a circle map of things you often see in the fall.

Circle maps are a great way for students to see the concept at a glance. There are 2 versions:

- One is errorless
- One has wrong answers mixed in students will have to set aside



 fall		 NOT fall		
 apple	 New Year's Eve	 rake leaves	 summer vacation	 days shorter
 Halloween	 Valentine's Day	 bathing suit		
 garden	 leaves	 cool down	 fall	 NOT fall
 school	 snowman	 Christmas	 apple	 New Year's Eve

Christa Joy, Special Needs for Sp
The Picture Communication Symbols ©1981-2019 by Tc
Worldwide. Used with permission. Boardmaker® is:

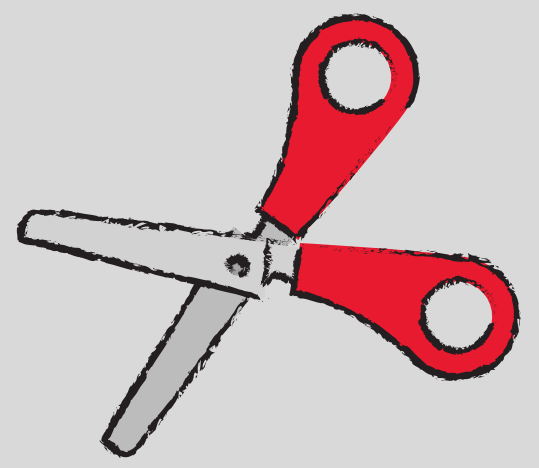
			
			
			
			
			

Christa Joy, Special Needs for Special Kids
The Picture Communication Symbols ©1981-2019 by Tobii Dynavox. All Rights Reserved
Worldwide. Used with permission. Boardmaker® is a trademark of Tobii Dynavox



 Halloween	 Valentine's Day	 bathing suit	 pumpkin	 spring flowers
 garden	 leaves	 cool down	 hot	 football
 school starts	 snowman	 Christmas	 April	 Thanksgiving

Christa Joy, Special Needs for Special Kids
The Picture Communication Symbols ©1981-2019 by Tobii Dynavox. All Rights Reserved
Worldwide. Used with permission. Boardmaker® is a trademark of Tobii Dynavox

There are 2 sorting activities. One looks at things you do and don't find in the fall. There are photos or picture symbols to choose from. Suggestions for differentiation are included.




Use the key to color the fall leaves. Then count how many there are of each.



Christa Joy, Special Needs for Special Kids
The Picture Communication Symbols ©1981–2019 by Tobii Dynavox. All Rights Reserved
Worldwide. Used with permission. Boardmaker® is a trademark of Tobii Dynavox

Students will count and color fall leaves. Counting scattered groups is a great foundational math skill.



I the fall season.

I like how change(s).

In the fall, our family .

This fall our class will study about .

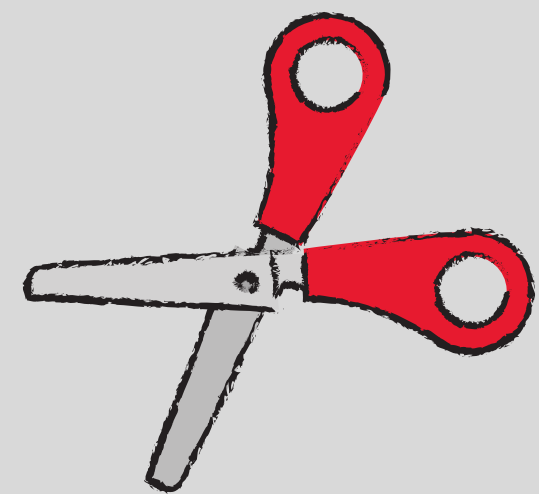
This fall, I hope to .

Christa Joy, Special Needs for Special Kids The Picture Communication Symbols ©1981-2018 by Tobii Dynavox. All Rights Reserved Worldwide. Used with permission. Boardmaker® is a trademark of Tobii Dynavox.

like	don't like	love	enjoy	
the weather	the leaves	sports	school	
camps	hikes	ride bikes	goes fishing	picks
spiders	apples	pumpkins	leaves	weather
play football	go camping	explore the woods	go trick or treating	have fun

Christa Joy, Special Needs for Special Kids The Picture Communication Symbols ©1981-2018 by Tobii Dynavox. All Rights Reserved Worldwide. Used with permission. Boardmaker® is a trademark of Tobii Dynavox.

There is a writing prompt where students can write a story about fall. This is an errorless activity.

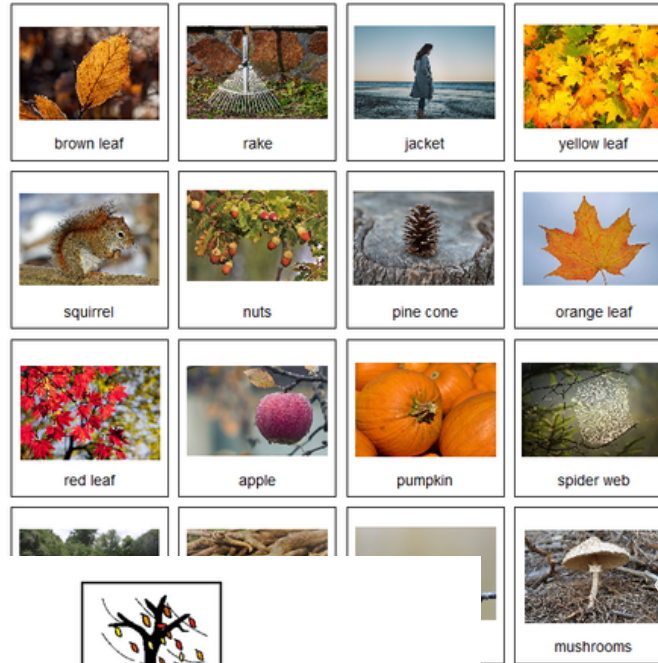




Fall Scavenger Hunt

- Make a copy of the following page for each student.
- They will mark off the signs they see.
- **If you use the BW version, be sure to color in the leaves first.**
- Options:
 - Take a walk around the school looking for signs of spring
 - Read a story and have students listen for and mark signs of spring
 - Watch a movie and have students mark the signs of spring. I have included 2 video clips in this unit, but there are a lot on YouTube
- Be sure to use the most appropriate way for your students to mark their card depending on their ability level.
- **To read about even more ways to do a scavenger hunt click [HERE](#).**

Christa Joy, Special Needs for Special Kids
The Picture Communication Symbols ©1981-2019 by Tobii Dynavox. All Rights Reserved
Worldwide. Used with permission. Boardmaker® is a trademark of Tobii Dynavox



Christa Joy, Special Needs for Special Kids
The Picture Communication Symbols ©1981-2019 by Tobii Dynavox. All Rights Reserved
Worldwide. Used with permission. Boardmaker® is a trademark of Tobii Dynavox

There is a scavenger hunt included. There are LOTS of ways to do a scavenger hunt. You don't even need to leave the classroom.

























Bingo cards



- Included are 10 Bingo cards in color and 10 Bingo cards in BW.
- Place the cards in page protectors or laminate for long term use.
- This is a great way to practice the new vocabulary included in this unit.
- Cut apart a set of the vocabulary cards to use as the calling cards.
- Options:
 - Show students the picture for them to match
 - Read the definition and see if students can find the matching picture
 - Work as teams
 - Vary the "winning" patterns.
 - Cover all
 - Cover corners
 - Row across or down
 - Cover the edges
 - Vary the ways to mark the card
 - Place in page protector or laminate and use dry erase markers
 - Stickers
 - Post-it notes
 - Dot markers
- [To download a quick list of 10 ways to play bingo, CLICK HERE](#)

Christa Joy, Special Needs for Special Kids
The Picture Communication Symbols ©1981-2021 by Tobii Dynavox. All Rights Reserved
Worldwide. Used with permission. Boardmaker® is a trademark of Tobii Dynavox

Fall Bingo

 brown leaf	 Thanksgiving	 nuts	 red leaf	 yellow leaf
 Halloween	 sweatshirt	 spider web	 cheerleader	 jacket
 rake	 hike	FREE	 pine cone	 campground
 squirrel	 birds	 campfire	 yellow leaf	 pumpkin
 orchard	 pine tree	 apple	 football	 orange leaf

Christa Joy, Special Needs for Special Kids
The Picture Communication Symbols ©1981-2021 by Tobii Dynavox. All Rights Reserved
Worldwide. Used with permission. Boardmaker® is a trademark of Tobii Dynavox

There are also Bingo cards included. There are 10 in color and 10 in black and white. Again, there are suggestions for 10 different ways you can play bingo to keep students more engaged.

Pumpkin Muffins



- Preparation
 - Print out ingredient labels and affix to ingredients prior to lesson
 - Depending on the learning level of your students you can either pre-measure the ingredients so they are just dumping in what is in the containers. **or**
 - Allow your students to measure out the correct amount (good for older students especially)
 - Review and address any food allergies
 - Depending on learning style of your students, either print a class copy of the recipe directions or make a copy for each student
 - *For students that are visually overwhelmed, cut apart the recipe and mount each step on a separate index card*
 - You will need access to an oven
- Directions
 - As a class make muffins following the recipe
 - Note: I would suggest using paper liners in the muffin tins.
 - The canned pumpkin puree is 15 ounces.

Recipe

1. In a bowl, put:

<input type="checkbox"/>	1 one box	 cake mix
<input type="checkbox"/>	1 one can	 pumpkin puree
<input type="checkbox"/>	1 1 teaspoon	 cinnamon
<input type="checkbox"/>	1/2 1/2 teaspoon	 nutmeg

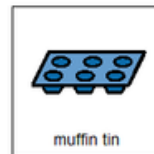
There is even a simple picture recipe for making pumpkin muffins. It also comes in color and black and white.

Recipe

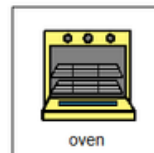
2. Mix well



3. Spoon into muffin tins (with liners)



4. Bake at 350 for 20-25 min.



Christa Joy, Special Needs for Special Kids
The Picture Communication Symbols ©1981-2018 by Tobii Dynavox. All Rights Reserved
Worldwide. Used with permission. Boardmaker® is a trademark of Tobii Dynavox




Version 1

1. How many seasons are there?



2. What month does fall start?



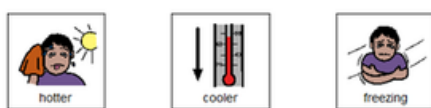
3. A fruit that grows in the fall is:



4. A holiday in the fall is:



5. In the fall, the weather gets:




Christa Joy, Special Needs for Special Kids
The Picture Communication Symbols © 1981-2019 by Tobii Dynavox
Worldwide. Used with permission. Boardmaker® is a trade

Version 2

Print onto cardstock or mount on index cards. Cut pictures apart and show student answer choices for each question.

Q 3



Version 3

1. How many seasons are there?
 - A. 2
 - B. 4
 - C. 10
2. What month does fall start?
 - A. April
 - B. October
 - C. September
3. A fruit that grows in the fall is:
 - A. watermelon
 - B. apple
 - C. strawberry
4. A holiday in the fall is:
 - A. Halloween
 - B. Easter
 - C. Valentine's Day
5. In the fall, the weather gets:
 - A. hotter
 - B. cooler
 - C. freezing
6. In the fall, the days get:
 - A. shorter
 - B. longer
 - C. sunnier

Needs for Special Kids
© 2019 by Tobii Dynavox. All Rights Reserved.
Boardmaker® is a trademark of Tobii Dynavox

There is a 10 question quiz.

There are 3 versions. This version has 10 questions with 3 picture choices for each question.

Answer key included.

Watch the
movie
On Fall



This unit also includes digital versions of the activities.

Students can watch a movie book version of the book rather than printing it out.

Great for review



Sort the pictures into the correct column. If you are not sure, place it on the middle line.

 apple	 Easter	 rake leaves	 summer vacation
 Halloween	 Valentine's Day	 bathing suit	
 garden	 leaves	 cool down	 hot
 school starts	 snowman	 Christmas	 April

Christa Joy, Special Needs for Special Kids
The Picture Communication Symbols ©1981-2019 by Tobii Dynavox. All Rights Reserved
Worldwide. Used with permission. Boardmaker® is a trademark of Tobii Dynavox

Each activity is set up so students can click and drag answers. No typing is required.

Make great independent work centers

Perfect for all learning levels

Count the colored leaves and put the correct number in each box.



5

7

5

5

Christa Joy, Special Needs for Special Kids
The Picture Communication Symbols ©1981-2019 by Tobii Dynavox. All Rights Reserved
Worldwide. Used with permission. Boardmaker® is a trademark of Tobii Dynavox

The second set of slides uses color for differentiation and extra support for students who may need it. Mix and match slides from both sets to make the perfect set for each student.

This resource comes in a zipped folder. You will need to unzip the folder to access all the contents which include:

- **7 days of lesson plans**
- **Fall activities in color**
- **Fall activities in black and white**
- **Voice-recorded PowerPoint show**
- **In the Fall book (PowerPoint) to use with activities**
- **Links and directions to digital activities**

Save money and get this as part of a Fall Bundle!!

CLICK HERE

