



**8
UNITS**

EUROPEAN HISTORY CURRICULUM

ALL UNITS ARE IN PRINT AND DIGITAL FORMATS



SPECIAL EDUCATION



JOY
2
TEACH



For students who:

- are emerging or non-readers
- take alternate assessments
- are in special education
- short-attention span
- lack pre-requisite skills
- benefit from the use of pictures for support
- middle/high school

Why you need this bundle:

- If you teach multiple grade levels, you have all you need in one place.
- Having the same layout for each unit reduces students' anxiety and allows them to focus on the content.
- Aligned with most extended learning standards.
- Saves you money
- Saves you time.

Includes the following units:

- Age of Enlightenment (2 weeks)
- French Revolution (2 weeks)
- Magna Carta (2 weeks)
- People of the Renaissance (2 weeks)
- Renaissance Period (3 weeks)
- World War 1 (2 weeks)
- World War 2 (4 weeks)
- Cold War (3 weeks)

All units have
printable AND
digital versions

All the units are structured similarly so students become familiar with the type of activities and can concentrate more on the content. Most units include:

- Detailed lesson plans
- A book in PowerPoint and a movie version
- Vocabulary activities
- Circle maps
- Sorting activities
- Timelines
- Close worksheets (fill-in-the-blank)
- Vocabulary puzzles
- Assessments (3 versions)

The activities are differentiated to allow more students to participate in the same activity.

- Saves you time
- Fosters inclusion



KEEP SCROLLING FOR ALL THE DETAILS



Table of Contents

Pages	Activity
4-50	The Renaissance
51-53	Vocabulary board
54-64	Vocabulary cards
65-84	Vocabulary cut and paste
85-96	Large Timeline cards
97-107	Circle maps
108-113	Renaissance Man
114-118	World maps
119-126	Timeline cut and paste
127-133	Sorting Renaissance vs Middle Ages
134-140	Sorting periods during Renaissance
141-142	Vocabulary word search
143-155	Vocabulary Sudoku puzzle
156-163	Close worksheets
164-181	Assessment
182-183	Terms of Use

Every unit has lots of different activities and ways for students to learn about that time period.

Day 3

Activity	Notes	Materials
Read or listen to a recording of the book (15 minutes)	<ul style="list-style-type: none">• Read through the story, asking lots of questions• Continue to make connections between book and vocabulary board	<ul style="list-style-type: none">• Book• Vocabulary board
Vocabulary cards Scavenger Hunt (10 minutes)	<ul style="list-style-type: none">• Place one set of the vocabulary cards around the room before lesson<ul style="list-style-type: none">◦ Students walk around and find them, bring them back and matching them to their own set of cards	<ul style="list-style-type: none">• Vocabulary cards (extra sets)•
Large Timeline Cards (10 minutes)	<ul style="list-style-type: none">• Pass the cards out to the students and have them arrange themselves in the correct order• Have each student step forward as you talk about their card	<ul style="list-style-type: none">• Large timeline cards
Circle map review (5 minutes)	<ul style="list-style-type: none">• Review the circle map completed yesterday	<ul style="list-style-type: none">• Circle map completed yesterday
Renaissance Man (10 minutes)	<ul style="list-style-type: none">• Do the activity that is a lot like a circle map without the circle. Students will place words around the image of a Renaissance man to create a picture of what this person might have been like• Choose the best version (errorless or not) depending on the learning level of your students• Students cut out symbols and place around the man in the empty boxes• Color the man when done• Make connections to the book as necessary	<ul style="list-style-type: none">• Circle map• Scissors• Glue
Sharing (10 minutes)	<ul style="list-style-type: none">• Each student shares their Renaissance Man with the group using the communication method of their choice	<ul style="list-style-type: none">• Completed worksheets• Communication devices

Lesson plan

Every unit has a detailed lesson plan with suggestions, a quick look, and a daily step-by-step guide.



Every unit in the bundle comes with a vocabulary board. These are vital for increasing engagement and participation. Suggestions on how to utilize them are included in each unit.

Book

Britain was very powerful at the time, and many people thought this would be a short war. But they were wrong. The Germans fought hard, and the war lasted **4 long years** in Europe.



©Christa Joy, SNSK

Every unit has a book with simple text and engaging photos. It comes in a PowerPoint and an mp4 file.

Vocabulary

Ancien Regime

Form of government in France prior to French Revolution. Total control by the church and the king.



Age of Enlightenment

Time in 1700s when people began to think for themselves and question everything.



Michelangelo

Painter in Italy supported by the Medici family. Painted the Sistine Chapel.




Renaissance Man

Someone who was an expert and had talents in many different areas.



French Revolution 1789-1799

War in France that ended the monarchy and gave the power to the people.



King Louis XVI

King of France during the French Revolution. Was beheaded during the war.



Leonardo da Vinci

Painter, architect, scientist and more who painted the Mona Lisa and drew the Vitruvian Man.



Dante

Author who wrote the Divine Comedy, the greatest thing ever written in Italy.



Third Estate

Made up of all the common citizens. It made up 98% of the population in France.



Bastille

Large prison in Paris that symbolized the king's power. Where the French Revolution started.



Michelangelo



Renaissance Man



National Assembly

Made up of the Third Estate. Gained control of the government and made new laws.



Declaration of the Rights of Man and of the Citizen

Written by National Assembly. Stated all men were born free and with equal rights.



Leonardo da Vinci



Dante



Every unit has vocabulary cards with daily group activities.

circle maps



Errorless version

Cut apart pictures and place in circle map.

Cavalry	started by Germany	1914 - 1918	dogs	EUROPE
artillery	zeppelin	trenches	chemical weapons	Treaty of Versailles
Lusitania	League of Nations	Defense Alliance	Western Front	Battle of Somme

Cut apart pictures and place in circle map **ONLY IF** they relate to World War I.


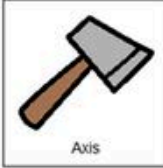
Cavalry	fighter jet	1914 - 1918	dogs	EUROPE
artillery	zeppelin	trenches	easy	Treaty of Versailles
Lusitania	League of Nations	Defense Alliance	Western Front	Washington
Tony Blair	started by Germany	computer	chemical weapons	Battle of Somme





















Each unit comes with a circle map to visually review the main facts from the book. These come with an errorless option and an option with wrong answers mixed in.

Christa Joy, Special Needs for Special Kids
The Picture Communication Symbols ©1981-2018 by Tobii Dynavox
Worldwide. Used with permission. Boardmaker® is a trademark

sorting

Some units have sorting activities. There are suggestions for how to differentiate these quickly included.

 Allies	 Axis
--	--

 Germany	 United States	 Japan	 Great Britain	 France
 won Battle of Normandy	 won Battle of the Bulge	 Hitler	 Hirohito	 developed atomic bomb
 used concentration camps	 dropped atomic bombs	 created Marshall Plan	 started WW2	 wanted to build a stronger race
 attacked Pearl Harbor	 took control of Iwo Jima	 dug tunnels in the beaches	 lost WW2	 won WW2

Christa Joy, Special Needs for Special Kids
The Picture Communication Symbols ©1981-2018 by Tobii Dynavox. All Rights Reserved
Worldwide. Used with permission. Boardmaker® is a trademark of Tobii Dynavox

 Age of Exploration	 Reformation	 Elizabethan Era
---	--	--

 indulgences	 trade routes	 Columbus	 Spain	 Martin Luther
 King Henry VIII	 Portugal	 church splits	 Henry the Navigator	 Queen Elizabeth I
 Globe theater	 Sir Francis Drake	 fancy clothes	 people question the church	 golden age

Christa Joy, Special Needs for Special Kids
The Picture Communication Symbols ©1981-2019 by Tobii Dynavox. All Rights Reserved
Worldwide. Used with permission. Boardmaker® is a trademark of Tobii Dynavox



1508-1512

Michelangelo paints the Sistine Chapel.



Christa Joy, Special Needs for Special Kids
The Picture Communication Symbols ©1981-2018 by Tobii Dynavox. All Rights Reserved
Worldwide. Used with permission. Boardmaker® is a trademark of Tobii Dynavox

- There are large timeline cards to use for group activities.
- There is a cut-and-paste timeline for individual review.

timelines

Timeline

Pope stops Magna Carta

Magna Carta signed by King John

Magna Carta is law

King John dies

John becomes King

Civil war begins

Henry becomes king

Christa Joy, Special Needs for Special Kids
The Picture Communication Symbols ©1981-2018 by Tobii Dynavox. All Rights Reserved
Worldwide. Used with permission. Boardmaker® is a trademark of Tobii Dynavox

Vocabulary puzzles

The Renaissance

patronage	realism				
printing press	humanism		patronage	realism	trade route
	patronage				
	Reformation	humanism	realism	patronage	printing press
Reformation	trade route	patronage	printing press	humanism	realism
humanism					

The Renaissance

printing press		realism	exploration
	realism		
		printing press	realism
		exploration	Renaissance Man

Place the following images in the empty squares on the previous page, completing the sudoku puzzle.

printing press	printing press	realism	Renaissance Man
Renaissance Man	Renaissance Man	exploration	exploration

Christa Joy, Special Needs for Special Kids
The Picture Communication Symbols ©1981-2019 by Tobii Dynavox. All Rights Reserved
Worldwide. Used with permission. Boardmaker® is a trademark of Tobii Dynavox

Age of Enlightenment

```

NVKZMVMAIAICTCV
AMFMOOYKMBHYWBX
TNRANLJEGVKJXOD
UCELTTAHWIFLUYP
RKECEADESPOTSJL
AHDWSIHOUFGEQLG
LYOAQRPZZHLKQOR
ROMXUEZTFJFQSCF
IRATIONALISMNKR
GCBUECUMBPOBJEI
HPXDUVEKDDIDEROT
TSVHHDQSLFOTPEU
SJFCOJAFZRZSRBN
WKKMVEQUALITYLR
FRANCEWPAINEQPE
    
```

- | | | | |
|----------------|-------------|-------------|----------|
| natural rights | rationalism | equality | Voltaire |
| freedom | Diderot | despot | France |
| Locke | Paine | Montesquieu | |

World War I

1. World War I lasted years.
2. World War I took place in .
3. Many people believe that it was who started the war.
4. The first main battle occurred in Belgium and was .
5. During this war, the soldiers mainly fought from .



ChristaJoy, Special Needs for Special Kids
The Picture Communication Symbols ©1981-2018 by Tobii Dynavox. All Rights Reserved
Worldwide. Used with permission. Boardmaker® is a trademark of Tobii Dynavox

Review sheets

World War I

6. were used to deliver messages and supplies.
7. Germany was the first country to use a chemical weapon in the form of .
8. America entered the war because sank the Lusitania.



10. The League of Nations was created to rebuild .

ChristaJoy, Special Needs for Special Kids
The Picture Communication Symbols ©1981-2018 by Tobii Dynavox. All Rights Reserved
Worldwide. Used with permission. Boardmaker® is a trademark of Tobii Dynavox

All units include fill-in-the-blank worksheets to review concepts covered in the book and unit.

1. The Renaissance was known as a time of:



war



farming



rebirth

2. The Renaissance started in:



Italy



North America



Germany

3. Who paid artists and architects to make Florence one of the most beautiful cities in the world?



church

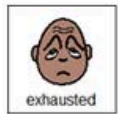


royalty

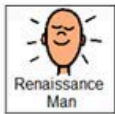


Medici family

4. What term was used to describe a person at this time who was an expert in many areas?



exhausted



Renaissance Man



Prime Minister

5. Leonardo da Vinci and Michelangelo were both famous:



astronauts



painters



factory workers

Christa Joy, Special Needs for Special Kids

The Picture Communication Symbols ©1981–2020 by Tobii Dynavox. All Rights Reserved
Worldwide. Used with permission. Boardmaker® is a trademark of Tobii Dynavox

Assessment

1. The Renaissance was known as a time of:

- A. War
- B. Farming
- C. Rebirth

2. The Renaissance started in:

- A. Italy
- B. North America
- C. Germany

3. Who paid artists and architects to make Florence one of the most beautiful cities in the world?

- A. Church
- B. Royalty
- C. Medici Family

4. What term was used to describe a person at this time who was an expert in many areas?

- A. Exhausted
- B. Renaissance Man
- C. Prime Minister

5. Leonardo da Vinci and Michelangelo were both famous:

- A. Astronauts
- B. Painters
- C. Factory workers

6. Explorers were being paid to find better and shorter:

- A. Ships
- B. Trade routes
- C. Machines

Christa Joy, Special Needs for Special Kids

The Picture Communication Symbols ©1981–2020 by Tobii Dynavox. All Rights Reserved
Worldwide. Used with permission. Boardmaker® is a trademark of Tobii Dynavox

Finally, each unit has an assessment that is available in 3 versions. These are given 1:1 and read aloud to the student. It also includes a traditional multiple-choice version included.

All of these units include digital versions of the activities. These simply require the student to click and drag the answers. There is no drawing or typing involved.

There is a movie version of the book.

There are 2 complete sets of slides. One set is differentiated by color.

Quickly combine slides from the 2 sets to create the perfect combination for each student.

Make great independent learning centers.

The **Arms Race** was a competition between the two superpowers to see which side could create and stockpile the most weapons and nuclear bombs.



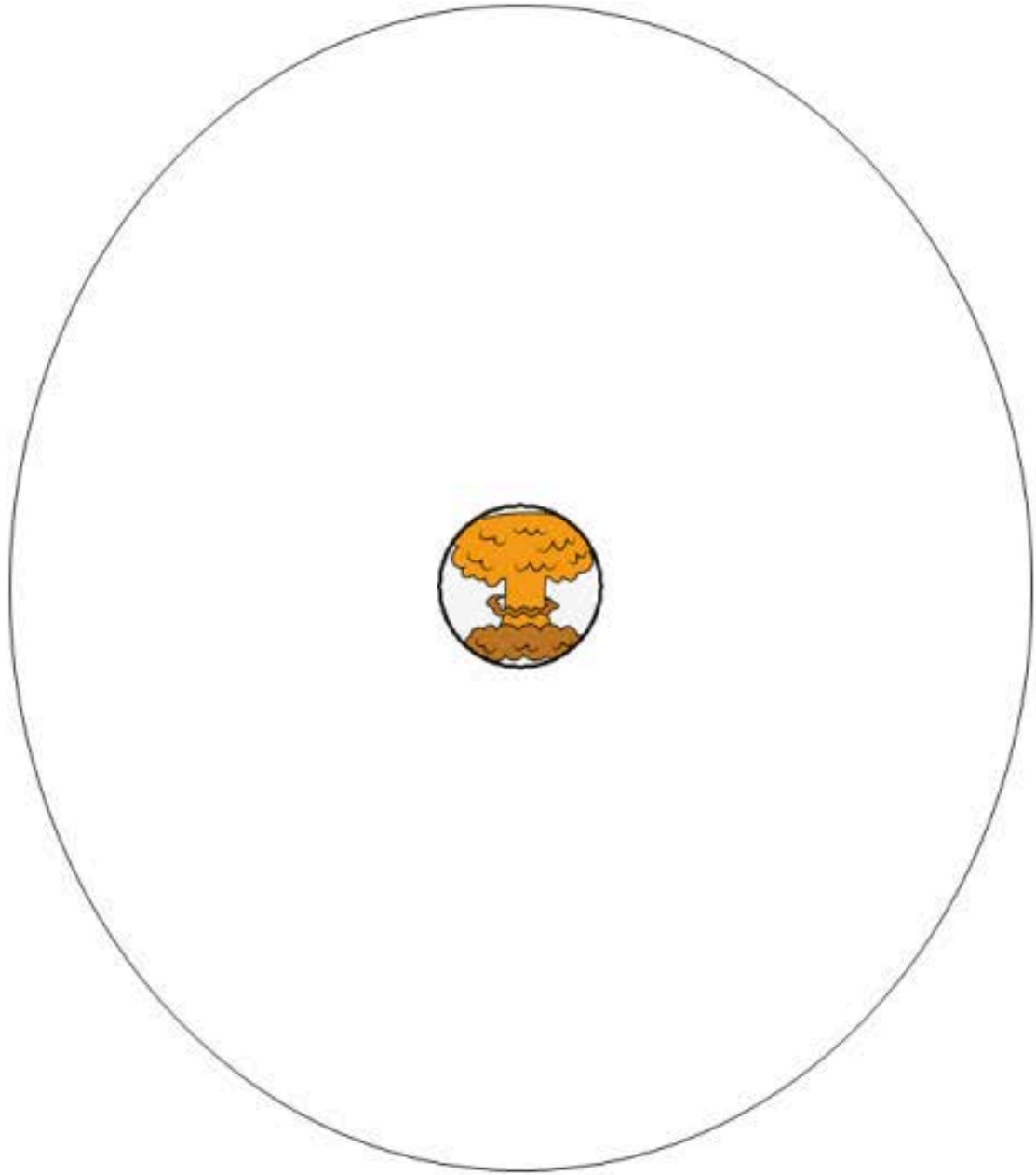
Play (k)

5:41 / 11:11









Watch the movie on the Cold War.

The movie version of the book from the unit.

Makes great independent centers















































Place the pictures in circle map about the Arms Race.

 weapons	 United States	 Soviet Union	 superpowers
 most	 missiles	 Cuban Missile Crisis	 nuclear bombs

The digital activities are click and drag.

Christa Joy, Special Needs for Special Kids
The Picture Communication Symbols ©1981-2018 by Tobii Dynavox. All Rights Reserved
Worldwide. Used with permission. Boardmaker® is a trademark of Tobii Dynavox.

Perfect for every learning level

 United States	 Soviet Union	Sort the pictures into the correct column depending on the country it is related to. If you are not sure, place it on the middle line.															
		<table border="1"><tbody><tr><td> Stalin</td><td> NATO</td><td> Warsaw Pact</td><td> helped Cuba</td><td> president</td></tr><tr><td> communism</td><td> capitalism</td><td> Sputnik</td><td> first to moon</td><td></td></tr><tr><td> Reagan</td><td> Gorbachev</td><td> NASA</td><td> Bay of Pigs</td><td></td></tr></tbody></table>	 Stalin	 NATO	 Warsaw Pact	 helped Cuba	 president	 communism	 capitalism	 Sputnik	 first to moon		 Reagan	 Gorbachev	 NASA	 Bay of Pigs	
 Stalin	 NATO	 Warsaw Pact	 helped Cuba	 president													
 communism	 capitalism	 Sputnik	 first to moon														
 Reagan	 Gorbachev	 NASA	 Bay of Pigs														

Christa Joy, Special Needs for Special Kids
The Picture Communication Symbols ©1981-2018 by Tobii Dynavox. All
Worldwide. Used with permission. Boardmaker® is a trademark of T

Each unit comes with a set of slides that are differentiated with color.

Still have questions?

Reach out at specialneedsforspecialkids@gmail.com

I will answer your question personally and promptly.

