

# ***Preview***



# ***Esperanza Rising***

***Novel unit for Special Ed***

**By  
Christa  
Joy**

## Suggestions for Use

- I made this unit to go along with the book, *Esperanza Rising* by Pam Munoz Ryan.
- The thought is that you would be reading it aloud to your class at a rate of about 10-15 pages or 1-2 chapters per day.
- Be sure to give each student their own copy of the story board (pg. 9) to use while reading and discussing the story.
- Benefits of reading out loud, even to classes made up of severely affected students:
  - Teaches students to sit quietly even when there isn't something for them to do. This is such an important life skill. We all have to spend time sitting and listening to someone we are not that interested in at some point.
  - Parents will LOVE you. Not only will they be excited their child is being exposed to age appropriate material, but you are teaching them how to sit quietly, which will hopefully transfer to home as well.
  - Even with your lowest level learners, you will have 1 or 2 that will truly enjoy the story.
  - It can be a calming experience to sit and listen to the teacher read in a methodical way.

## Suggestions for Use

- For students who need more structure, place the number of post-it notes in front of him/her that corresponds to the number of pages you intend to read. Remove a post-it as you finish each page. The visual will help lessen their anxiety.
- As you finish each chapter, there is an activity for your students to complete.
- Differentiation:
  - For any activity, you can quickly differentiate for your lower level learners by using a color coding technique.
  - If sorting, outline each sorting category a certain color and then outline the corresponding pictures the same color.
  - Becomes a matching task.
- I purposefully did not include an assessment in this unit, because I did not feel that would be the goal of reading a higher level novel over such an extended period of time. Instead, you should be focused on shaping and teaching the behavior of sitting.
- *I have started adding an option to use when you want students to have to choose between correct and incorrect answers in some of the activities. I am still including an errorless version as well. I hopefullly, this will address even more learning levels in your class!*
- Starting with this novel unit, I will now have two separate files, one in color and one in black and white. I hope this will make it easier for printing and referencing. There will be some duplication, but the price will not increase.

**New**


# Table of Contents

Worksheet pages	Title	Chapter
6-7	Suggestions for use	
8	Story board	
9	Title and Author	
10-12	What the Earth gives us	CH 1: 1924
13-15	Esperanza's Birthday	CH 2: Las Uvas (Grapes)
16-17	Coping with bad news	CH3: Las Papayas (Papayas)
18-19	Who owns what	CH3: Las Papayas (Papayas)
20-21	Getting out safely	CH 4: Los Higos (pigs)
22-24	The Proposal	CH 4: Los Higos (pigs)
25-27	Common Fears	CH 5: Las Guayabas (guavas)
28-30	Brave circle map	CH 5: Las Guayabas (guavas)
31-33	Greedy vs Generous Sorting	CH 5: Las Guayabas (guavas)



Worksheet pages	Title	Chapter
34	Esperanza travels to California	CH 6: Los Melones (cantaloupes)
35-36	I am an immigrant writing prompt	CH 6: Los Melones (cantaloupes)
37	Trace the route Esperanza traveled on a map	CH 6: Los Melones (cantaloupes)
38-39	Life before and after	CH 7: Las Cebollas (onions)
40-41	What do roses need to grow?	CH 8: Las Almendras (almonds)
42-45	Feeling embarrassed social story	CH 8: Las Almendras (almonds)
46-48	Jamaica circle map	CH 8: Las Almendras (almonds)
49-51	What Esperanza prays for	CH 8: Las Almendras (almonds)
52-53	What babies eat	CH 9: Las Ciruelas (plums)
54	Dust storms (no-fiction story)	CH 9: Las Ciruelas (plums)
55-56	Dust storm fact sheet	CH 9: Las Ciruelas (plums)
57-58	When I feel sick	CH 9: Las Ciruelas (plums)

Worksheet pages	Title	Chapter
59-62	I promise social story	CH 10: Las Papas (potatoes)
63-64	Sorting tops and bottoms	CH 10: Las Papas (potatoes)
65-66	December holiday writing prompt	CH 10: Las Papas (potatoes)
67-68	Jobs I would like and not like to do	CH 11: Los Aguacates (avocados)
69-70	We are all equal	CH 11: Los Aguacates (avocados)
71	Going on strike	CH 12: Los Esparragos (asparagus)
72-73	Did Esperanza make the right decision?	CH 12: Los Esparragos (asparagus)
74-75	Not Fair writing prompt	CH 13: Los Duraznos (peaches)
76-77	Being kind power cards	CH 13: Los Duraznos (peaches)
78-80	The Greatest Gift	CH 14: Las Uvas (grapes)
81-82	Passing of time and crops	CH 14: Las Uvas (grapes)
83-85	I am thankful tree	CH 14: Las Uvas (grapes)
86-88	Main characters circle map	extra
89-90	Other units	extra
91-92	Terms of Use	



## Storyboard

Esperanza was not willing to share her doll with the little girl. What does it look like to be greedy versus generous. Sort the pictures on the next page into the correct column.




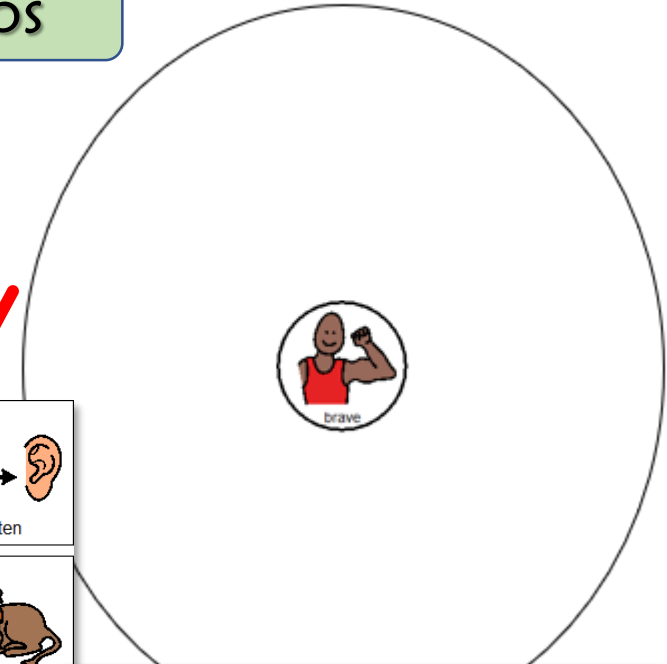
## Sorting



## Circle maps

## Errorless option

Esperanza had to be very brave while hiding in the wagon. What does being brave look like? Remember, be scared and still be brave.



# So much more!!

How did Esperanza get from Mexico to California?

Mexico

California

---

train	pickup truck	wagon	train


## Differentiated

2  get down low	3  cover mouth and nose with a cloth
4  go to a safe meeting place	1  feel the door to see if it is hot

If you were ever in a fire, would you know what to do?  
Sequence the steps on next page, showing how you could safely get out of a place on fire.

1	2	3	4
 get down low	 cover mouth and nose with a cloth	 go to a safe meeting place	 feel the door to see if it is hot

# Dust Storms



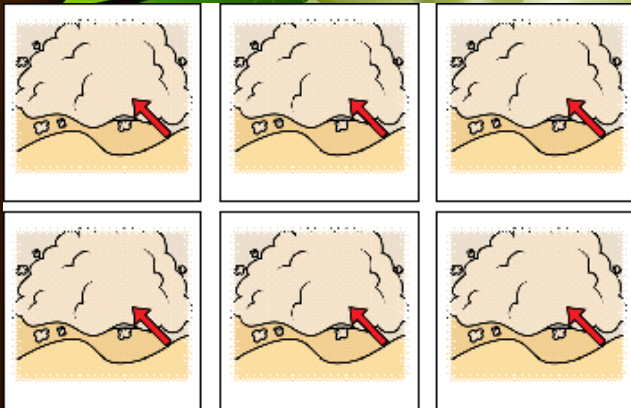
Dust storms occur in very dry areas. They sometimes occur in the southwest and central parts of the United States where there are large areas of dry land.

In order for a dust storm to occur, there needs to be a very large area of dry land and very strong winds.

Dust storms can be very dangerous. They can happen very quickly, without warning. Although they do not last long, it can take hours or even a day for all the dust in the air to settle.

All that dust not only makes a mess, but it can be very dangerous to breath in.

Finally, dust storms cause a lot of erosion, wearing away the land as it blows the top surface of the dirt away.



# Dust Storms

1. Occur in dry areas.

2. Occur in the southwest and central US.

3. Need dry land and wind.

4. Dangerous and cause erosion.

5. Happen quickly and over quickly.

6. Take a long time for dust to settle.

# Equality



We are all equal.

Boys and girls are equal.

People with different color skin are equal.

People born in different places are equal.

Whatever your beliefs/religion we are equal.

Everyone deserves to be treated as an equal.

