

SPECIAL ED

ENDANGERED SPECIES

FOR HIGH SCHOOL



ALSO INCLUDES GOOGLE SLIDES



This unit was created with this guy in mind. He has autism and an intellectual disability. He is a non-reader, and loves the sound of piano keys. With some support he is able to do this unit, and enjoys the challenge. He is my tester!!

Endangered & Threatened Species Unit

By
Christa Joy
Special Needs for Special Kids



Christa Joy, Special Needs for Special Kids
The Picture Communication Symbols ©1981-2018 by Tobii Dynavox. All Rights Reserved
Worldwide. Used with permission. Boardmaker® is a trademark of Tobii Dynavox

Table of Contents

Pages	Activity
4-5	Vocabulary board
6-9	Vocabulary cards
10-19	Vocabulary cut and paste
20-34	Bingo cards
35-41	Circle maps
42-47	Causes and Protections
48-54	Safe – Extinct continuum
55-57	Writing prompt
58-64	Sudoku puzzle
65-66	Word search
67-71	Cloze worksheets
72-82	Assessment
83-85	Extinct or Endangered Species Report
86-87	Terms of Use

Also included in this resource as separate files:

- Lesson plans
- Links and directions to digital activities
- PowerPoint (**this is the book in the lesson plan**)
- Voice recorded PowerPoint
- Activities in black and white

Christa Joy, Special Needs for Special Kids
The Picture Communication Symbols ©1981-2018 by Tobii Dynavox. All Rights Reserved
Worldwide. Used with permission. Boardmaker® is a trademark of Tobii Dynavox

This unit contains almost 200 pages of material. I have included a detailed lesson plan to help you make the most of everything in this unit including how to add some group activities.

Endangered and Threatened Species Lesson Plan

Preparation

- Print out a vocabulary board for each student to use throughout unit
 - Laminate or place in page protector
- Book
 - Print out, laminate, and bind
 - OR your students can listen to the pre-recorded version
- Vocabulary cards
 - Print out a set of cards onto cardstock and laminate
 - Make one set for each student and one for the teacher to use in I Spy games
- Bingo cards
 - This unit comes with a set of Bingo cards.
 - They are in color and BW
 - Print on cardstock and laminate.
 - Suggestions for use included in unit.

Preassessment (do day 1 before starting lesson)

- Choose the form of the assessment that best fits the learning level of your students
- Give the assessment to assess what your students may already know
- I cannot emphasize enough how important this step is. If you want to see growth, this preassessment is so important!!

Teaching Tips

1. *Color Coding*: this is a really easy way to add more structure to a matching activity. Outline or color in an empty box or sorting label. Outline or color in the corresponding picture symbols the same colors. Becomes a color matching task.
 - a. For more info, read more here:
<https://specialneedsforspecialkids.org/2015/09/05/using-color-coding-for-differentiation/>
 - b. I also have a blog post on differentiating one activity 3 ways:
<https://specialneedsforspecialkids.org/2018/10/22/differentiating-1-activity-3-ways-easily-and-effectively/>

The lesson plans contain:

Overall tips for teaching
students with significant
needs

Quick Look

Day	Activity	Day	
1	<ul style="list-style-type: none">• Book• Vocab cards activity• Circle map	8	<ul style="list-style-type: none">• Book• Vocab cards activity• Safe-Extinct Continuum activity
2	<ul style="list-style-type: none">• Book• Vocab cards activity• Circle map	9	<ul style="list-style-type: none">• Book• Vocab cards activity• Writing prompt
3	<ul style="list-style-type: none">• Book• Vocab cards activity• Causes activity	10	<ul style="list-style-type: none">• Book• Vocabulary cut and paste• Sudoku puzzle
4	<ul style="list-style-type: none">• Book• Vocab cards activity• Protections activity	11	<ul style="list-style-type: none">• Book• Vocabulary cut and paste• Word search
5	<ul style="list-style-type: none">• Book• Vocab cards activity• Sorting activity	12	<ul style="list-style-type: none">• Book• Vocab cards activity• Close worksheet
6	<ul style="list-style-type: none">• Book• Vocab cards activity• Safe-Extinct Continuum activity	13	<ul style="list-style-type: none">• Assessment• Extinct/Endangered Species Report
7	<ul style="list-style-type: none">• Book• Vocab cards activity• Safe-Extinct Continuum activity		

The lesson plans contain:

A quick look at what you will do each day

Day 3

Activity	Notes	Materials
Read or listen to a recording of the book (15 minutes)	<ul style="list-style-type: none">• Read through the story, asking lots of questions• Continue to make connections between book and vocabulary board	<ul style="list-style-type: none">• Book• Vocabulary board
Vocabulary cards I Spy Game (10 minutes)	<ul style="list-style-type: none">• I play this game, or variations of it the first few days<ul style="list-style-type: none">◦ Determine how many cards your students can handle in front of them. This can vary, some students may be able to have all the cards, so may only be able to handle a field of 3-5	<ul style="list-style-type: none">• Vocabulary cards (student set and teacher set)• Vocabulary board
Circle map review (5 minutes)	<ul style="list-style-type: none">• Review the circle map completed yesterday	<ul style="list-style-type: none">• Circle map completed yesterday
ID causes activity (10 minutes)	<ul style="list-style-type: none">• Students will complete the thinking map identifying causes of endangered and threatened species• This is an errorless task• Make connections to the book as necessary	<ul style="list-style-type: none">• Worksheet• Scissors• Glue
Sharing (10 minutes)	<ul style="list-style-type: none">• Each student shares their finished thinking map with the group using the communication method of their choice	<ul style="list-style-type: none">• Completed thinking maps• Communication devices


The lesson plans contain:

Detailed instructions on how that day's lesson should run

This unit comes with a vocabulary board.

Vocabulary boards are great for ALL students to assist with participation and engagement in group discussions.

Tips on how to use in the unit!!



In 1973, the United States congress passed the **Endangered Species Act**. This law identifies, protects, and helps recover animals that are in danger of extinction.



Christa Joy, Special Needs for Special Kids

Throughout history, people have been known to overhunt and overfish in certain areas. This has led to an unnatural decrease in certain animal species.



Christa Joy, Special Needs for Special Kids

There is a book with this unit using simple text and photos. It is 44 pages and is an overview of the species that are endangered and extinct.

Both come in pdf versions as well as a voice-recorded powerpoints (so you don't have to print it out.)

species

A group of living things that are related; can be plants, animals, or insects.



ecosystem

Balance of all living things on earth.



Endangered Species Act

Passed by US Congress in 1973 to protect and recover species that are in danger of extinction.




extinct

A species that no longer exist anywhere on earth alive.




endangered

A species greatly reduced in numbers and in danger of becoming extinct.



threatened

A species slightly reduced in numbers in danger of becoming endangered.



urbanization

Changing more of the country into a city where fewer plants can grow.



deforestation

Removal of forests; cutting down trees in large amounts.




There are 12 vocabulary cards that come in color and black and white.

Included are suggestions for group activities to do with these each day.


species

A group of living things that are related; can be plants, animals, or insects.



ecosystem

Balance of all living things on earth.



Endangered Species Act

Passed by US Congress in 1973 to protect and recover species that are in danger of extinction.



endangered





extinct

A species that no longer exist anywhere on earth alive.



threatened



urbanization



deforestation



in a plant or animal no longer exists anywhere on earth.


val of forests; cutting down trees in large amounts.

cies greatly reduced in numbers in danger of becoming extinct.

A new s over the h that

Balance of all

On days 10&11 there is an activity where students will match either the picture to the definition or the definition to the picture (harder).















Bingo cards



- Included are 10 Bingo cards in color and 10 Bingo cards in BW.
- Place the cards in page protectors or laminate for long term use.
- This is a great way to practice the new vocabulary included in this unit.
- Cut apart a set of the vocabulary cards to use as the calling cards.
- Options:
 - Show students the picture for them to match
 - Read the definition and see if students can find the matching picture
 - Work as teams
 - Vary the "winning" patterns.
 - Cover all
 - Cover corners
 - Row across or down
 - Cover the edges
 - Vary the ways to mark the card
 - Place in page protector or laminate and use dry erase mark
 - Stickers
 - Post-it notes
 - Dot markers

Christa Joy, Special Needs for Special Kids
The Picture Communication Symbols ©1981–2021 by Tobii Dynavox. All Rights Reserved
Worldwide. Used with permission. Boardmaker® is a trademark of Tobii Dynavox.

Endangered Species

 urbanization	 threatened	 invasive species	 extinct
 population	 deforestation	 endangered	 pesticide
 species	 Endangered Species Act	 pollination	 habitat
 fines	 protection	 safe	 ecosystem

Christa Joy, Special Needs for Special Kids
The Picture Communication Symbols ©1981–2021 by Tobii Dynavox. All Rights Reserved
Worldwide. Used with permission. Boardmaker® is a trademark of Tobii Dynavox.

Also included in this unit are 10 BINGO cards (in color and BW) to practice the vocabulary. There are suggestions for various ways to use them.

Extinct and Endangered Species



Errorless version

Place the pictures in the circle map on previous page about extinct and endangered species.

extinct	endangered	threatened	ecosystem	Endangered Species Act
protect	rebuild habitats	plant more trees	decrease pesticides	no invasive

Place the pictures in the circle map on previous page **ONLY IF** you think it relates to extinct and endangered species.

extinct	hunting	threatened	ecosystem	into new species
over-fishing	rebuild habitats	plant more trees	decrease pesticides	no invasive species
protect	endangered	deforestation	fur coats	Endangered Species Act

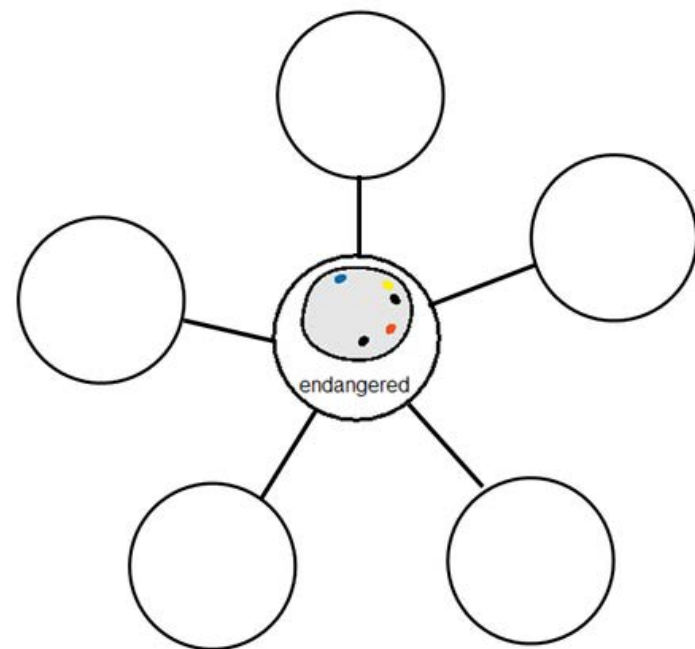
Christa Joy, Special Needs for Special Kids
The Picture Communication Symbols ©1981-2019 by Tobii Dynavox. All Rights Reserved. Used with permission. Boardmaker® is a trademark of Tobii D

There is are 2 circle maps one on endangered species and one on what you can do.

Circle maps are a great way for students to see the concept at a glance. There are 2 versions:

- One is errorless
- One has wrong answers mixed in students will have to set aside


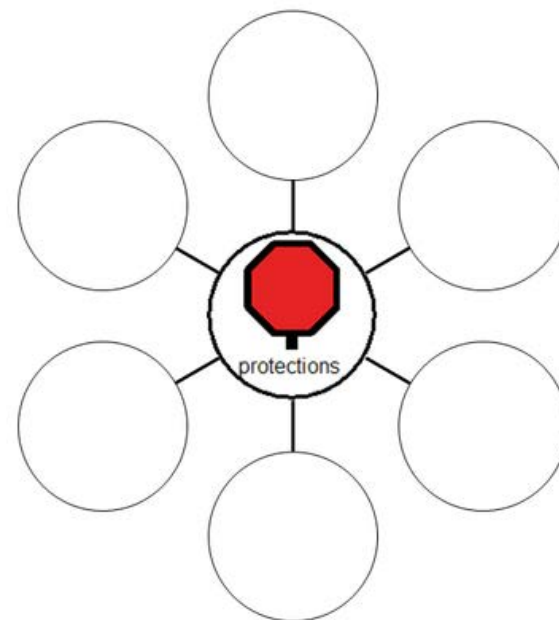
What causes a species to become endangered?



Christa Joy, Special Needs for Special Kids
The Picture Communication Symbols ©1981-2018 by Tobii Dynavox. All Rights Reserved
Worldwide. Used with permission. Boardmaker® is a trademark of Tobii Dynavox

2


What protects a species from becoming endangered?



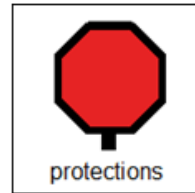
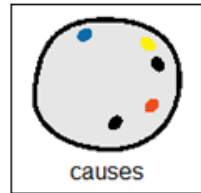
Christa Joy, Special Needs for Special Kids
The Picture Communication Symbols ©1981-2018 by
Tobii Dynavox. All Rights Reserved Worldwide. Used
with permission. Boardmaker® is a trademark of Tobii
Dynavox

4

There are 2 activities that look at the causes and protections for species that are endangered. These are errorless activities.

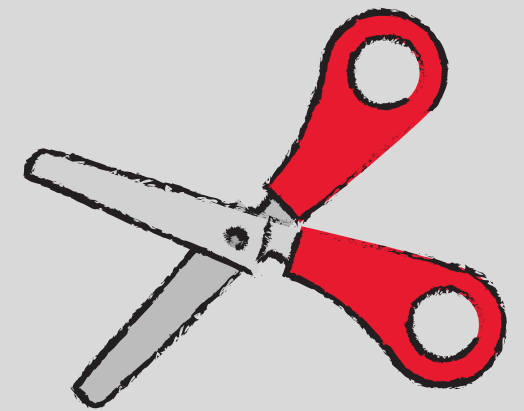


Sort the pictures on the next pages into those that potentially cause extinction and those that protect against it.



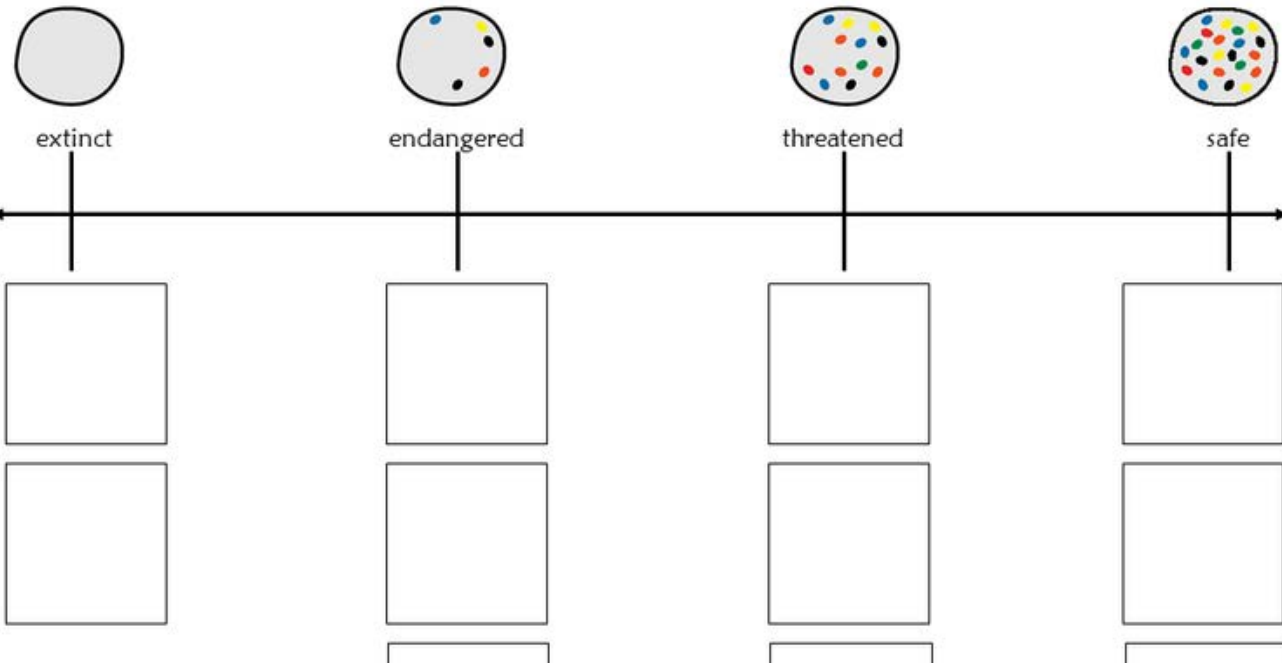
<p>deforestation</p>	<p>restore habitats</p>	<p>over-fishing</p>	<p>things people want to buy</p>
<p>fines</p>	<p>Endangered Species Act</p>	<p>capture and re-release</p>	<p>invasive species</p>
<p>pollution</p>	<p>plant new trees</p>	<p>urbanization</p>	<p>safer pesticides</p>
<p>increase awareness</p>	<p>pesticides</p>	<p>make a wildlife habitat</p>	<p>over-hunting</p>

There is also a sorting activity where students sort causes and protections for endangered species.














Place each animal on the correct location of the continuum.

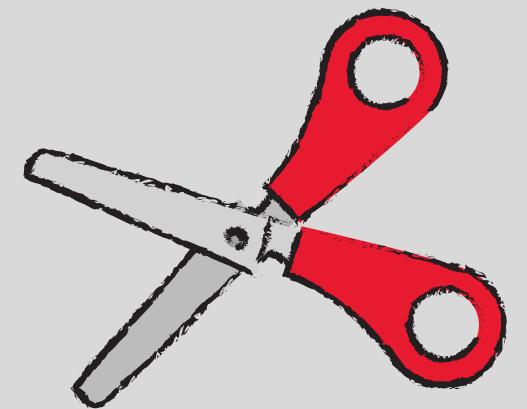
1



Place the following animals on the correct location on the continuum.

 White Rhino endangered	 safe	 extinct	 Orangutan endangered
 Gray Wolf threatened	 Woolly Mammoth extinct	 Sea Turtle endangered	 Gorilla threatened
 safe	 Spider Monkey threatened	 safe	

There are several activities where students place various animals, plants, and insects that are extinct, endangered, and threatened.



My Conversation with a Dinosaur



If I met a dinosaur, I would first .

I would want to know his favorite .


I would ask what he eats for .

Then, we would .

















To be able to talk to a dinosaur would be .




















There is a writing prompt where students write a story about having a conversation with a dinosaur.













Endangered Species

 endangered		 species	 habitat	 Endangered Species Act
	 Endangered Species Act	 habitat		
	 endangered	 Endangered Species Act	 species	
 species			 habitat	
 extinct		 endangered		 invasive species
 Endangered Species Act	 species		 extinct	 endangered

Place the following images in the empty squares on the previous page, completing the sudoku puzzle.


 extinct	 extinct	 extinct	 extinct	 endangered
 endangered	 habitat	 habitat	 species	 species
 invasive species	 invasive species	 invasive species	 invasive species	 invasive species
 Endangered Species Act	 Endangered Species Act			

Endangered Species

	 species		 endangered
 endangered			 extinct
 Endangered Species Act		 endangered	
 species	 endangered	 extinct	 Endangered Species Act

There is a Sudoku puzzle in this unit as well. This is a great way to work with the new vocabulary!!

There are 2 versions plus answer keys.



Endangered Species

M I F W T G S N W P X U F Z P
P N H V Q I O P J H W L G S Z
E V W J J I M S T B V V X P F
S A R O W W C C L T E A E E Q
T S C U V E G N F B D L X C L
I I E X T I N C T R D N J I S
C V T N T O F P I F E N B E V
I E T H R E A T E N E D B S E
D P U U R B A N I Z A T I O N
E R D E F O R E S T A T I O N
S O P O L L I N A T I O N V H
A T K H A B I T A T E H A Y A
F E F T U V L T R H Q N V A E
E C E N D A N G E R E D L S F
I T C V T K X X G N G J W U P

deforestation	urbanization	pollination	endangered
invasive	extinct	pesticide	threatened
species	habitat	protect	safe

Endangered Species

M I F W T G S N W P X U F Z P
P N H V Q I O P J H W L G S Z
E V W J J I M S T B V V X P F
S A R O W W C C L T E A E E Q
T S C U V E G N F B D L X C L
I I E X T I N C T R D N J I S
C V T N T O F P I F E N B E V
I E T H R E A T E N E D B S E
D P U U R B A N I Z A T I O N
E R D E F O R E S T A T I O N
S O P O L L I N A T I O N V H
A T K H A B I T A T E H A Y A
F E F T U V L T R H Q N V A E
E C E N D A N G E R E D L S F
I T C V T K X X G N G J W U P

deforestation	urbanization	pollination	endangered
invasive	extinct	pesticide	threatened
species	habitat	protect	safe

There is also a word search to work with vocabulary. If your students cannot do a word search, have them highlight the circle words on the answer key.



Endangered Species

1. Most species become endangered or extinct because of .

2. was a law passed by congress to protect certain species.

3. Extinction is a sign that the is sick.

4. Global warming and deforestation is destroying the for many species.

5. are used by farmers and seep into the water and soil. They are poisonous to many species.



Endangered Species

6. An invasive species is one that does .

7. animals are in danger of becoming extinct.

8. animals are in danger of becoming endangered.

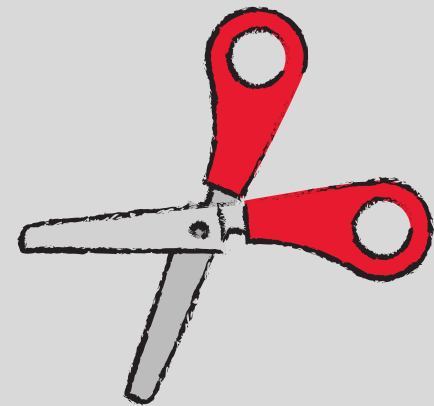
9. The bald eagle was once endangered but is now thanks to the Endangered Species Act.

10. One of the best things you can do is to secure your .

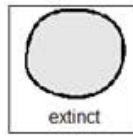



Close worksheets are a great informal assessment. There are two worksheets that cover the main points from the book.


Answer key included.



1. Animals that are endangered could become what?




2. What is the cause of the extinction of most species today?




3. What are some of the causes of a species becoming endangered? (circle all)



4. What law did Congress pass to protect species from becoming extinct.



5. Are invasive species a good or bad thing?




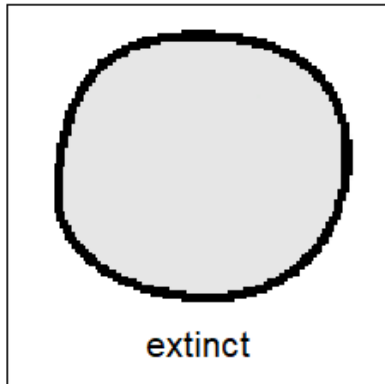

FINALLY the assessment!! There are 3 versions. This version has 10 questions with 3 picture choices for each question.

Answer key included.




Version 2

Print onto cardstock or mount on index cards. Cut pictures apart and show student answer choices for each question.

Q 1



Q 2



With this version, you cut out the answer choices and glue them on index cards. Ask the student the question, and they point to the correct answer.

1. Animals that are endangered could become what?
 - A. Food
 - B. Extinct
 - C. People
2. What is the cause of the extinction of most species today?
 - A. People
 - B. Weather
 - C. Dogs
3. What are some of the causes of a species becoming endangered? (circle all)
 - A. Deforestation
 - B. Urbanization
 - C. Invasive species
 - D. Endangered Species Act
 - E. pesticides
 - F. over-hunting
4. What law did Congress pass to protect species from becoming extinct.
 - A. Constitution
 - B. Endangered Species Act
 - C. Bill of Rights
5. Are invasive species a good or bad thing?
 - A. Good
 - B. Bad
 - C. I don't know
6. What does global warming and deforestation hurt?
 - A. City
 - B. Habitats
 - C. Mall

This is your traditional multiple choice version. It can also be used as a recording sheet if your students are using the version with index cards.

Endangered/Extinct Species

Place a picture of
an animal or plant
here or draw your
own

Circle one:



extinct



endangered



threatened

Date identified:

Extinct/Endangered because of:

The **Dodo** bird became extinct in 1680. They were large birds that could not fly. When sailors came to the island they lived on, they started hunting these birds. The sailors also had dogs, cats, and other animals that would eat the dodo's eggs. Shortly after, there were no Dodo birds left anywhere.



There is also a project for students to report on an extinct or endangered species. There are 2 additional books to help students complete this project.

Watch the movie on Extinct, Endangered, and Threatened Species

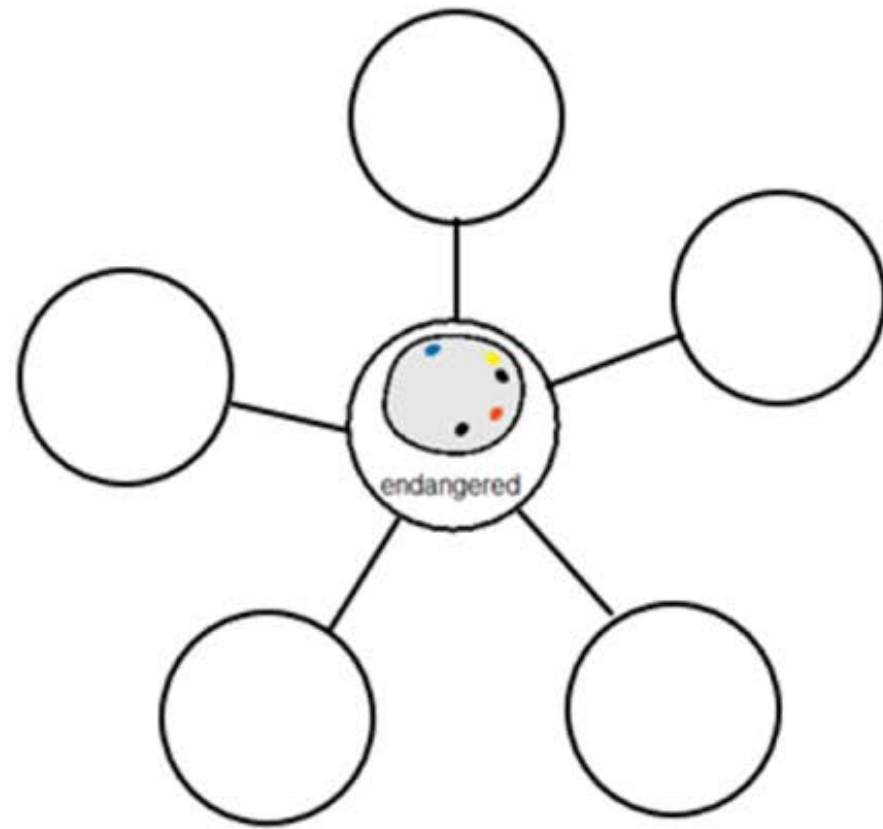
Millions of years ago, reptiles as large as buildings roamed the earth. They were called dinosaurs, and they are now all gone.



This unit also includes digital versions of the activities.

Students can watch a movie book version of the books rather than printing them out.

What causes a species to become endangered?



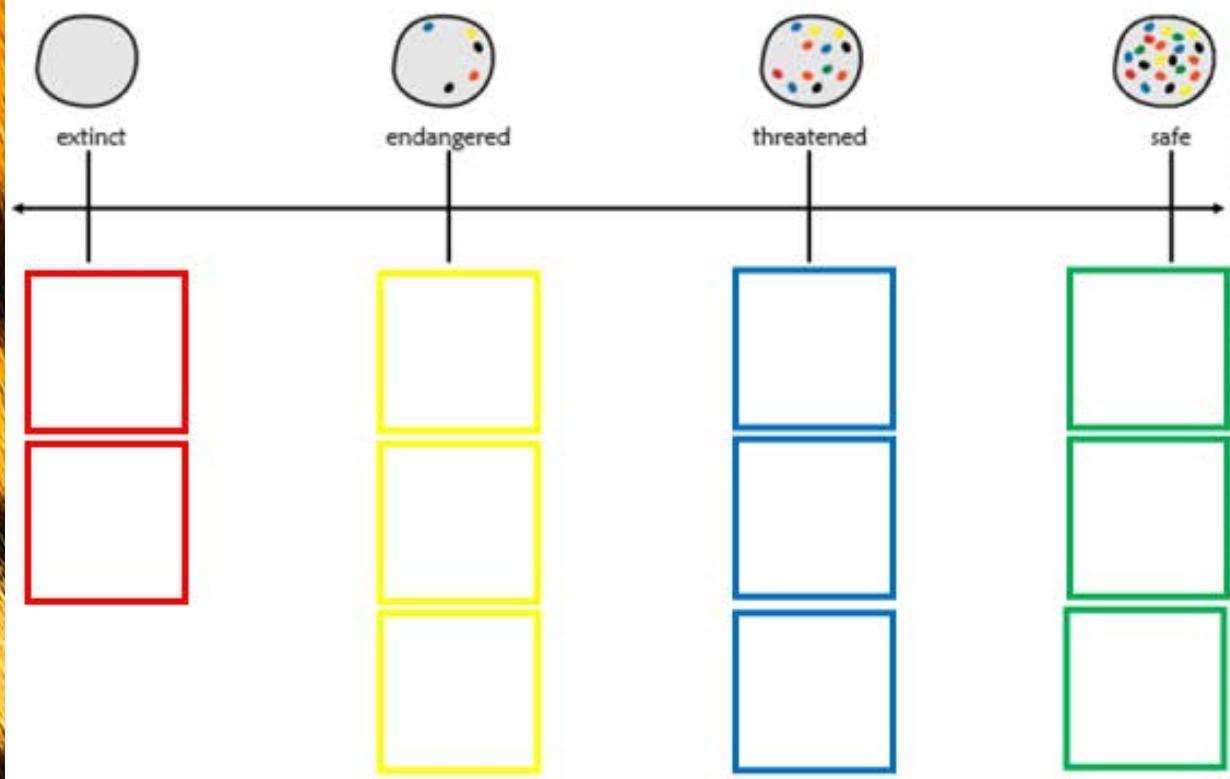
Move the pictures into the circle to show what causes a species to become endangered.



Christa Joy, Special Needs for Special Kids
The Picture Communication Symbols ©1981-2019 by Tobii Dynavox. All Rights Reserved
Worldwide. Used with permission. Boardmaker® is a trademark of Tobii Dynavox

Each activity is set up so students can click and drag answers. No typing is required.

Place each animal on the correct location of the continuum.



endangered	extinct	safe	endangered
threatened	extinct	endangered	threatened
safe	threatened	safe	

Christa Joy, Special Needs for Special Kids
The Picture Communication Symbols ©1981-2019 by Tobii Dynavox. All Rights Reserved
Worldwide. Used with permission. Boardmaker® is a trademark of Tobii Dynavox.

The second set of slides uses color for differentiation and extra support for students who may need it. Mix and match slides from both sets to make the perfect set for each student.

This resource comes in a zipped folder. You will need to unzip the folder to access all the contents which include:

- *13 days of lesson plans*
- *Endangered Species activities in color*
- *Endangered Species activities in black and white*
- *Voice-recorded PowerPoint show*
- *Endangered Species book (PowerPoint) to use with activities*
- *Links and directions to digital activities*