

Special Ed

EARTH DAY



ALSO INCLUDES GOOGLE SLIDES



This unit was created with this guy in mind. He has autism and an intellectual disability. He is a non-reader, has a very short attention span, and struggles to sit still. With some support he is able to do this unit, and enjoys the challenge. He is my tester!!

Earth Day Unit

By
Christa Joy
Special Needs for Special Kids



Table of Contents

Pages	Activity
4-9	Vocabulary board
6-10	Circle map
11-14	Sorting Activity
15	Earth Day cookies
16-22	Earth Day pledge
23-25	Writing prompt
26-30	Close worksheets
31-34	Good citizen circle map
35-36	Terms of Use

Also included in this resource as separate files:

- Lesson plans
- Links and directions to digital activities
- PowerPoint (this is the book in the lesson plans)
- Voice recorded PowerPoint
- Activities in black and white

This unit contains one week of activities to add to your science lessons.

It comes in two separate files, one in color and one in black and white.

Earth Day Lesson Plan

Preparation

- Print out a vocabulary board for each student to use throughout unit
 - Laminate or place in page protector
- Book
 - Print out, laminate, and bind
 - OR your students can listen to the pre-recorded version

Preassessment (do day 1 before starting lesson)

- Use the close worksheet to assess what your students may already know
- I cannot emphasize enough how important this step is. If you want to see growth, this preassessment is so important!!

Teaching Tips

1. *Color Coding:* this is a really easy way to add more structure to a matching activity. Outline or color in an empty box or sorting label. Outline or color in the corresponding picture symbols the same colors. Becomes a color matching task.
 - a. For more info, read more here:
<https://specialneedsforspecialkids.org/2015/09/05/using-color-coding-for-differentiation/>
 - b. I also have a blog post on differentiating one activity 3 ways:
<https://specialneedsforspecialkids.org/2018/10/22/differentiating-1-activity-3-ways-easily-and-effectively/>
2. *Make you own copies of the activities:* Every day I review the activity we did yesterday. For that reason:
 - a. I often complete the activity myself and often laminated it for easy review that I could use year after year.
 - b. My copies were also helpful as either a model for students who needed more support or as a way for more advanced students to self-check their work.

The lesson plans contain:

Overall tips for teaching
students with significant needs

Quick Look

Day	Activity
1	<ul style="list-style-type: none">• Book• Vocab board activity• Circle map
2	<ul style="list-style-type: none">• Book• Vocab board activity• Sorting Activity
3	<ul style="list-style-type: none">• Book• Vocab board activity• Earth Day pledge booklet
4	<ul style="list-style-type: none">• Book• Vocab board activity• Writing prompt
5	<ul style="list-style-type: none">• Book• Vocab board activity• Good Citizen social story• Good Citizen circle map
6	<ul style="list-style-type: none">• Close worksheet• Earth day cookies

The lesson plans contain:

A quick look at what you will do each day.

Day 6

Activity	Notes	Materials
Read or listen to a recording of the book (10 minutes)	<ul style="list-style-type: none">• Read through the story, asking lots of questions• Continue to make connections between book and vocabulary board	<ul style="list-style-type: none">• Book• Vocabulary board
Vocabulary cards Bean Bag Toss (10 minutes)	<ul style="list-style-type: none">• Glue the cut apart symbols to the paper plates (one on each plate)• Arrange them around the room• Students toss the bean bag trying to get it to land on a paper plate<ul style="list-style-type: none">◦ Students retrieve the paper plate and share the vocabulary card they retrieved	<ul style="list-style-type: none">• Vocabulary board cut apart• Small paper plates (you can also use pieces of construction paper)• Bean bags
Earth Day close worksheet (10 minutes)	<ul style="list-style-type: none">• Complete the close worksheet• Use color coding where needed	<ul style="list-style-type: none">• worksheet• Scissors• Glue• Crayons or markers
Sharing (10 minutes)	<ul style="list-style-type: none">• Each student shares their finished close worksheets	<ul style="list-style-type: none">• Completed worksheet• Communication devices
Earth Day Cookies (15 minutes)	<ul style="list-style-type: none">• As the culminating activity, make the Earth Day cookies as a class.• See instructions for supply list	

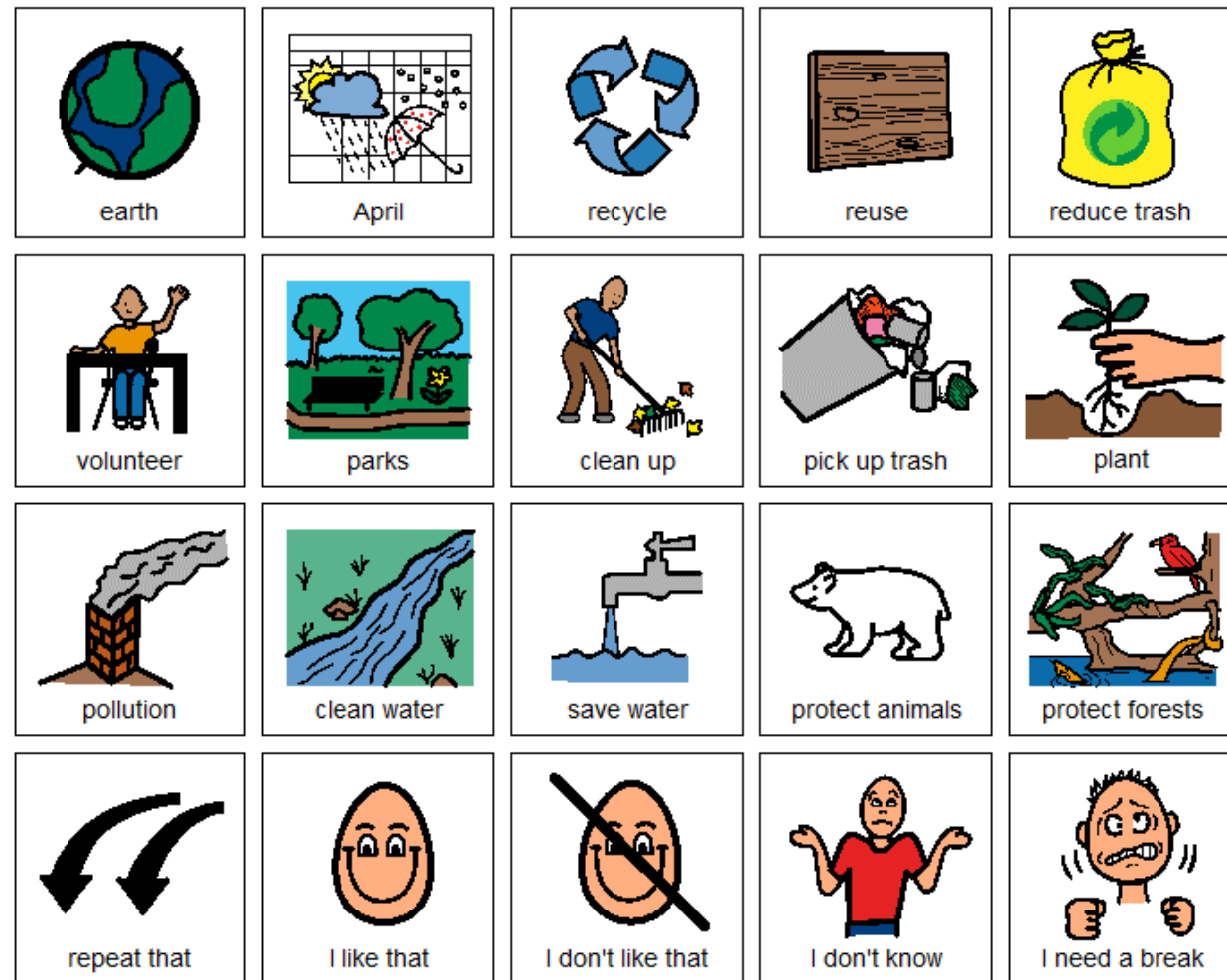
The lesson plans contain:

Detailed instructions on how that day's lesson should run

This unit comes with a vocabulary board.

Vocabulary boards are great for ALL students to assist with participation and engagement in group discussions.

Tips on how to use in the unit!!



Christa Joy, Special Needs for Special Kids
The Picture Communication Symbols ©1981–2019 by Tobii Dynavox. All Rights Reserved
Worldwide. Used with permission. Boardmaker® is a trademark of Tobii Dynavox



On April 22, 1970, the first Earth Day was held.

©Christa Joy, SNRK



People work to find clean ways to use energy.

©Christa Joy, SNRK

There is a 23-page book with simple text and engaging photos.

It comes in a Powerpoint version, recorded PowerPoint show, movie (mp4) file, and google slides.



Being a good citizen means helping people around you.

©Christa Joy, SNSK




Being a good citizen means following the rules.

©Christa Joy, SNSK

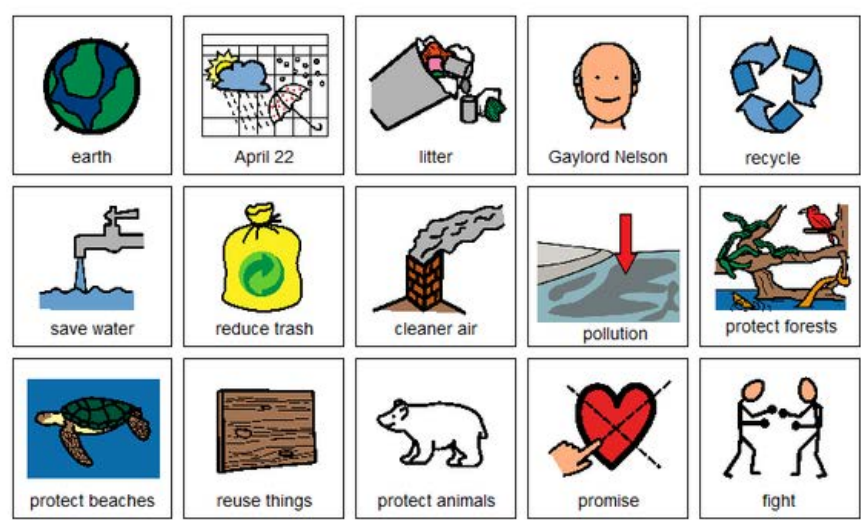
There is also a social story about what it means to be a good citizen. This is editable so you can tweak it to fit your students' needs.

It comes in a Powerpoint version, recorded PowerPoint show, movie (mp4) file, and google slides.

Cut out pictures below and glue inside circle map on previous page to review some facts about Earth Day.



Cut out pictures below and glue inside circle map on previous page **ONLY** if the relate to Earth Day and things that would be good for the Earth.




There is a circle map reviewing facts about Earth Day from the book.


Circle maps are a great way for students to see the concept at a glance. There are 2 versions:

- One is errorless
- One has wrong answers mixed in students will have to set aside

Cut apart pictures and place inside circle to illustrate what a good citizen looks like.



Cut apart pictures and place inside circle **ONLY IF** it is what a good citizen looks like.



There is a circle map reviewing what it means to be a good citizen from the social story.

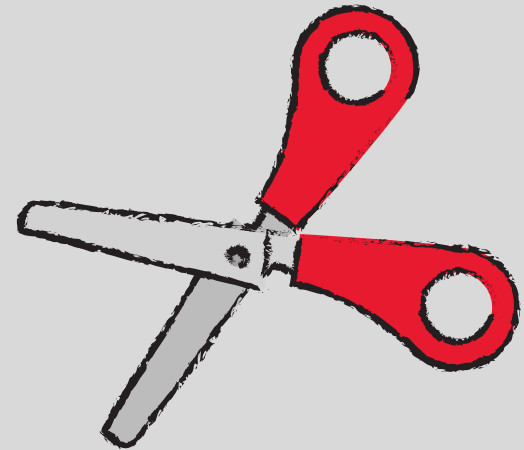
Circle maps are a great way for students to see the concept at a glance. There are 2 versions:

- One is errorless
- One has wrong answers mixed in students will have to set aside



earth	trash	recycle	chop down trees	traffic	plant
Gaylord Nelson	promise	save water	pull weeds	oil in the ocean	big ships
reduce trash	pollution	protect forest	city	plant crops	learn in school
protect animals	protect beaches	reuse things	teach others	national park	keep rivers clean

There is a sorting activity where students will sort things that are and are not good for the earth. There is a color-coded version included (shown here) for students who need more support.





My Earth Day Pledge

By:



Earth Day is April 22.



Students will complete a 9 page booklet outlining their own Earth Day pledge. They choose from the pictures provided or draw their own.



This year I want to make a difference.

This is one thing I can do that is good for the Earth.



Page 2

Page 3



recycle



save water



plant a



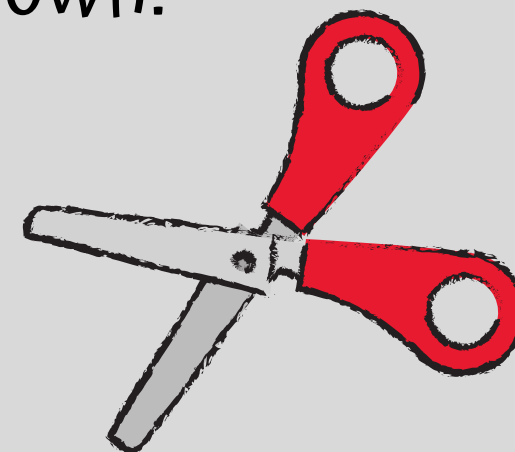

make less trash



volunteer



clean up a park



Earth Day



What I do can the world.



Every I do/make, can make a difference.

One thing that is important to me is .

One thing I do now to help is .


I am going to start to help make the world a better place.

Christa Joy, Special Needs for Special Kids The Picture Communication Symbols ©1981-2018 by Tobii Dynavox. All Rights Reserved Worldwide. Used with permission. Boardmaker® is a trademark of Tobii Dynavox.



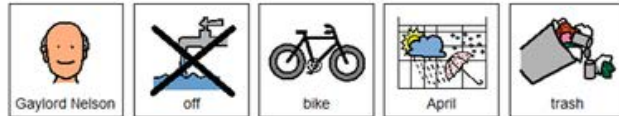
Christa Joy, Special Needs for Special Kids The Picture Communication Symbols ©1981-2018 by Tobii Dynavox. All Rights Reserved Worldwide. Used with permission. Boardmaker® is a trademark of Tobii Dynavox.

There is a writing prompt where students can share what impact they want to make for Earth Day. This is an errorless activity.




Earth Day

1. Earth day is celebrated in .
2. This day was started by .
3. One thing you can do is to pick up at the park .
4. To save water, turn the water when brushing your teeth.
5. To save energy, you can ride your instead of riding gin the car.




Earth Day

6. You can things like glass, plastic, and paper.
7. We need clean beaches so the can hatch and get to the water safely.
8. The polar bears need the in the arctic to survive.
9. The need the rain forests to live and find food.
10. There are lots of things can do to help the .



There is a fill-in-the-blank worksheet reviewing the main facts from the book.



Earth Cookies



- Ok, so mine never looked like this picture, but they were still fun for the kids to make.
- Either bring in plain sugar cookies or use the break apart and bake type in school
- Have students cover the baked cookie with frosting tinted blue
- To add the green:
 - I had the most success using green sugar sprinkles like you use at Christmas time.
 - You could also use a squirt type of frosting that is green

Finally, students will get a chance to decorate sugar cookies to look like the Earth. This is a great way to wrap up your week celebrating Earth Day.

Watch the movie on Earth Day

*Earth Day
April 22*



Christa Joy, Special Needs for Special Kids

This unit also includes digital versions of the activities.

Students can watch a movie book version of the book rather than printing it out.

Watch the movie on Being a Good Citizen



Being a good citizen means taking care of your family.

Christa Joy, Special Needs for Special Kids

fppt.com



My Earth Day Pledge

By:



Earth Day is April 22.



This year I want to make a difference.



This is one thing I can do that is good for the Earth.



This is another thing I can do that is good for the Earth.



Christa Joy, Special Needs for Special Kids
The Picture Communication Symbols ©1981-2019 by Tobii Dynavox. All Rights Reserved
Worldwide. Used with permission. Boardmaker® is a trademark of Tobii Dynavox

Each activity is set up so students can click and drag answers. The only typing is putting their name on the pledge.

Make great independent work centers



Sort the pictures into the correct column. If you are not sure, place it on the middle line.

The second set of slides uses color for differentiation and extra support for students who may need it. Mix and match slides from both sets to make the perfect set for each student.

Make great independent work centers

This resource comes in a zipped folder. You will need to unzip the folder to access all the contents which include:

- ***6 days of lesson plans***
- ***Earth Day activities in color***
- ***Earth Day activities in black and white***
- ***Voice-recorded PowerPoint show***
- ***Earth Day book (PowerPoint) to use with activities***
- ***Being a Good Citizen PowerPoint (editable)***
- ***Links and directions to digital activities***