

Special Ed

DESERT BIOME



ALSO INCLUDES GOOGLE SLIDES


Special Needs for Special Kids



This unit was created with this guy in mind. He has autism and an intellectual disability. He is a non-reader, has a very short attention span, and struggles to sit still. With some support he is able to do this unit, and enjoys the challenge. He is my tester!!

Biomes: Deserts

By
Christa Joy
Special Needs for Special Kids



Christa Joy, Special Needs for Special Kids
The Picture Communication Symbols ©1981–2018 by Tobii Dynavox. All Rights Reserved
Worldwide. Used with permission. Boardmaker® is a trademark of Tobii Dynavox

Table of Contents

Pages	Activity
4-5	Vocabulary board
6-9	Vocabulary cards
10-19	Vocabulary cut and paste
20-23	Who am I cards for group activity
24-38	Bingo cards
39-45	Circle maps
46-49	Desert collages
50-52	Desert maps
53-55	Venn Diagram
56-58	Writing prompt
59-65	Sudoku puzzle
66-68	Word search
69-75	Cloze worksheets
76-86	Assessment
87-88	Terms of Use

Also included in this resource as separate files:

- Lesson plans
- Links and directions to digital activities
- PowerPoint (this is the book in the lesson plan)
- Voice recorded PowerPoint
- Activities in black and white

Christa Joy, Special Needs for Special Kids
The Picture Communication Symbols ©1981–2018 by Tobii Dynavox. All Rights Reserved
Worldwide. Used with permission. Boardmaker® is a trademark of Tobii Dynavox

This unit contains 14 days of material in a printable and digital format. I have included a detailed lesson plan to help you make the most of everything in this unit including how to add some group activities.

It comes in 2 separate files. One in color and one in black and white.

Deserts

Lesson Plan

Preparation

- Print out a vocabulary board for each student to use throughout unit
 - Laminate or place in page protector
- Vocabulary cards
 - Print out a set of cards onto cardstock and laminate
 - Make one set for each student and also one for the teacher to use in I Spy games
- Book
 - Print out, laminate, and bind
 - Also available as a recorded PowerPoint and video in the directions for digital activities pdf
- Who am I activity cards
 - Print out a set of cards onto cardstock and laminate
 - Make one set for each student and one for the teacher to use
- Bingo cards
 - This unit comes with a set of Bingo cards.
 - They are in color and BW
 - Print on cardstock and laminate.
 - Suggestions for use included in unit.

Preassessment (do day 1 before starting lesson)

- Use the fact sheet to assess what your students may already know
- I cannot emphasize enough how important this step is. If you want to see growth, this preassessment is so important!!

Teaching Tips

1. *Color Coding:* this is a really easy way to add more structure to a matching activity. Outline or color in an empty box or sorting label. Outline or color in the corresponding picture symbols the same colors. Becomes a color matching task.
 - a. For more info, read more here:
<https://specialneedsforspecialkids.org/2015/09/05/using-color-coding-for-differentiation/>
 - b. I also have a blog post on differentiating one activity 3 ways:
<https://specialneedsforspecialkids.org/2018/10/22/differentiating-1-activity-3-ways-easily-and-effectively/>
2. *Make you own copies of the activities:* Every day I review the activity we did yesterday. For that reason:

The lesson plans contain:
Overall tips for teaching
students with significant
needs

Quick Look

Day	Activity	Day	Activity
1	<ul style="list-style-type: none">• Book• Vocabulary activity• Circle map	8	<ul style="list-style-type: none">• Book• Who am I?• Writing prompt
2	<ul style="list-style-type: none">• Book• Vocabulary activity• Circle map	9	<ul style="list-style-type: none">• Book• Vocabulary cut and paste• Sudoku puzzle
3	<ul style="list-style-type: none">• Book• Vocabulary activity• Deserts collage	10	<ul style="list-style-type: none">• Book• Vocabulary cut and paste• Word search
4	<ul style="list-style-type: none">• Book• Vocabulary activity• Deserts collage	11	<ul style="list-style-type: none">• Book• Bingo• Close worksheet
5	<ul style="list-style-type: none">• Book• Vocabulary activity• Desert map	12	<ul style="list-style-type: none">• Book• Vocabulary activity• Close worksheet
6	<ul style="list-style-type: none">• Book• Who am I?• Desert map	13	<ul style="list-style-type: none">• Book• Vocabulary activity• Close worksheet
7	<ul style="list-style-type: none">• Book• Who am I?• Venn Diagram	14	<ul style="list-style-type: none">• Assessment

The lesson plans contain:

A quick look at what you will do each day

Day 2

Activity	Notes	Materials
Read or listen to the book (10 minutes)	<ul style="list-style-type: none">• Read through the story, asking lots of questions• Continue to make connections between book and vocabulary board	<ul style="list-style-type: none">• Book• Vocabulary board
Vocabulary cards I Spy Game (10 minutes)	<ul style="list-style-type: none">• Determine how many cards your students can handle in front of them. This can vary, some students may be able to have all the cards, so may only be able to handle a field of 3-5• Discuss relevant points on the card• You can also play this game in this manner having them find the symbol on their vocabulary board	<ul style="list-style-type: none">• Vocabulary cards (student set and teacher set)• Vocabulary board
Circle map review (5 minutes)	<ul style="list-style-type: none">• Review the circle map completed yesterday	<ul style="list-style-type: none">• Circle map completed yesterday
Circle Map (10 minutes)	<ul style="list-style-type: none">• Do the circle map on the Polar Deserts<ul style="list-style-type: none">◦ Choose the best version (errorless or not) depending on the learning level of your students◦ Students cut out symbols and place in circle map.• Make connections to the book as necessary	<ul style="list-style-type: none">• Circle map• Scissors• Glue
Sharing (10 minutes)	<ul style="list-style-type: none">• Each student shares their finished circle map with the group using the communication method of their choice	<ul style="list-style-type: none">• Completed circle map• Communication devices


The lesson plans contain:

Detailed instructions on how that day's lesson should run

This unit comes with a vocabulary board.

Vocabulary boards are great for ALL students to assist with participation and engagement in group discussions.

Tips on how to use in the unit!!



What makes something a desert? Deserts are areas that get very little precipitation. There will be less than 10 inches of rain that falls each year.



There is a 41-page book with simple text and engaging photos.

It comes in a PowerPoint version as well as a voice-recorded PowerPoint (so you don't have to print it out.) There is also a movie version you can use in google slides.

Dust storms are not uncommon in the desert, and can be very dangerous. Strong winds will pull up the sand, gravel and small pebbles from the ground up into the air. These storms can be over a mile high and travel more than 1000 miles. The air can be so thick with dirt that you would be unable to breathe.



desert

Terrestrial biome that gets less than 10 inches of rain per year.



arid

Very dry



humidity

Moisture in the air; helps keep heat from day close to earth at night.



polar desert

Areas of desert found at north and south poles.



nonpolar desert

Areas of desert NOT located in north and south poles.



desertification

When fertile areas of land becomes too dry to support plant growth.



nocturnal

Awake and more active at night.



dust storm

Common storm in the desert where wind blows up sand and dirt into the air.




There are 11 vocabulary cards that come in color and black and white.

Included are suggestions for group activities to do with these each day.

desert

Terrestrial biome that gets less than 10 inches of rain per year.




arid

Very dry



humidity

Moisture in the air; helps keep heat from day close to earth at night.



polar desert

Areas of desert found at north and south poles.



Sahara Desert



Antarctica




Saguaro cactus



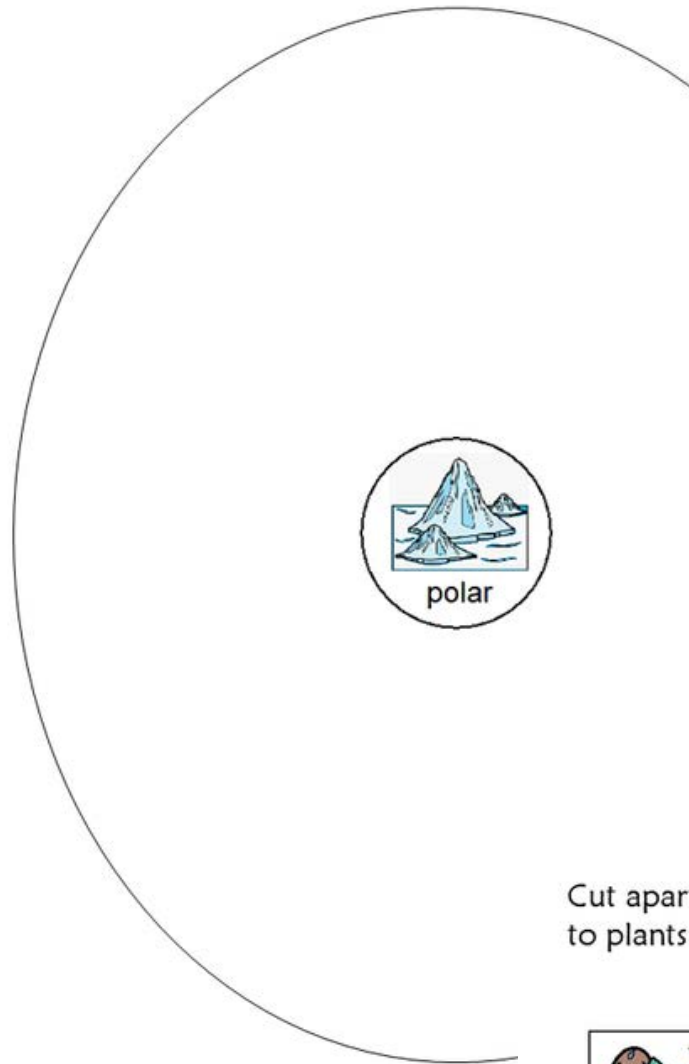
Cut apart and match pictures with definition.





There is an activity where students will match either the picture to the definition or the definition to the picture (harder).




Areas of desert found at north and south poles.	
Terrestrial biome that gets less than 10 inches of rain per year.	Largest ho
Largest polar desert.	When fertile are to suppo
Awake and more active at night.	Type of cactus in that ca live for 200



Cut apart pictures and place in circle map showing facts about the polar deserts.



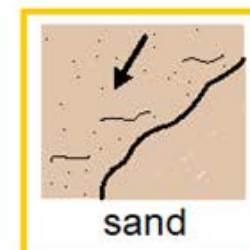

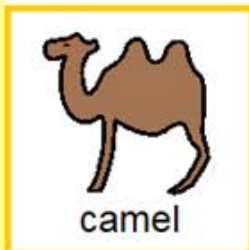
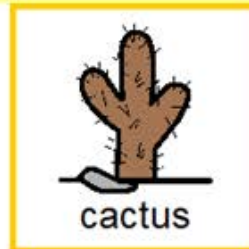
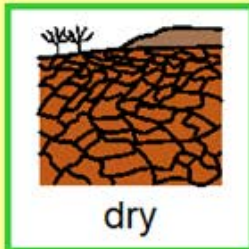
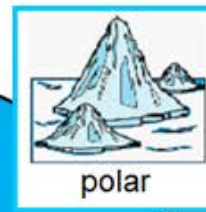

Cut apart pictures and place in circle map **ONLY IF** they relate to plants in the polar deserts.



There are 2 circle maps, one for nonpolar deserts and one for polar deserts.

Circle maps are a great way for students to see the concept at a glance. There are 2 versions:

- One is errorless
- One has wrong answers mixed in students will have to set aside



There is a Venn diagram comparing nonpolar and polar deserts. This uses facts from the book. There is a color-coded option included (shown here).

Color in the area of the nonpolar deserts.



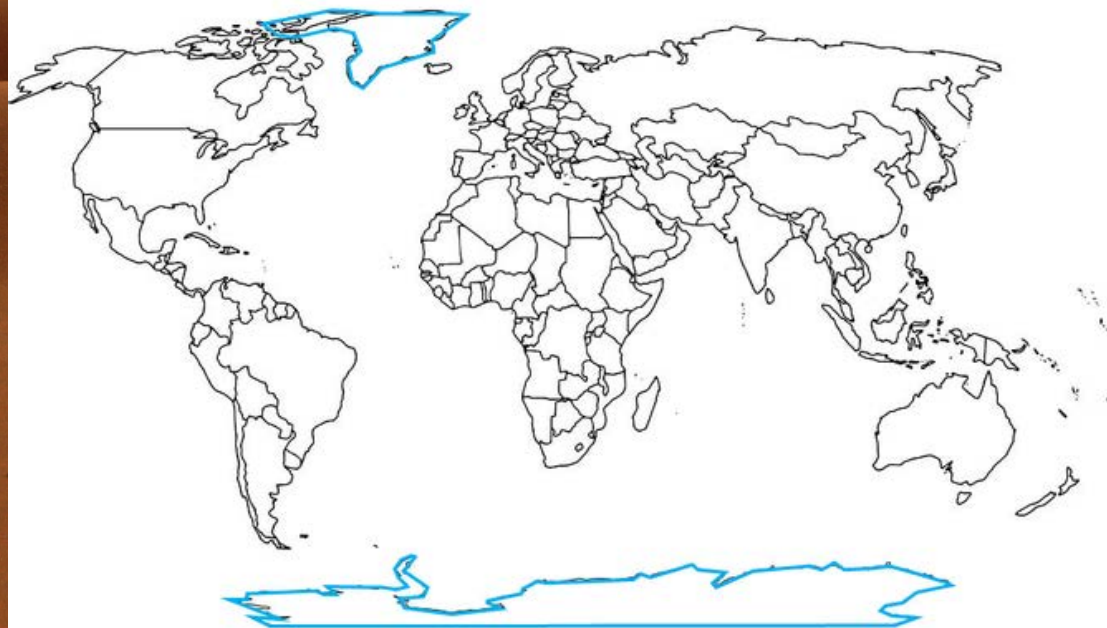
The Picture Communication

Color in the area of the Sahara Desert.



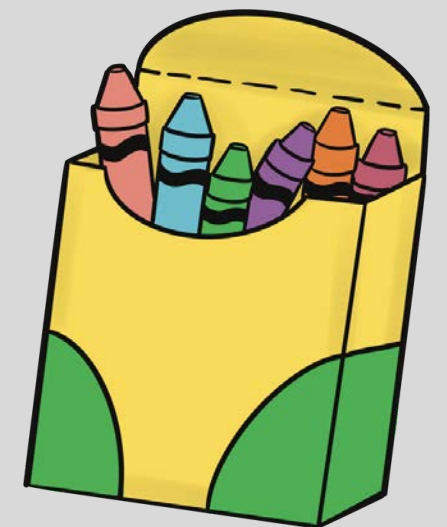
Christa Jay, Social Needs for Special Kids
Communication Symbols ©1981-2018 by Tobii Dynavox. All Rights Reserved. Used with
permission. Boardmaker® is a trademark of Tobii Dynavox.

Color in the area of the polar deserts.



Christa Jay, Social Needs for Special Kids
The Picture Communication Symbols ©1981-2018 by Tobii Dynavox. All Rights Reserved. Used with
permission. Boardmaker® is a trademark of Tobii Dynavox.

There is a map for students to color in the areas of each type of desert as well as the Sahara. It is differentiated with the area already outlined.



Animals

Antarctica

Sahara

animals

camel	snake	penguin	fox	seal	scorpion	meerkat
-------	-------	---------	-----	------	----------	---------

Animals (differentiated)

camel	snake	penguin	fox	seal	scorpion	meerkat
-------	-------	---------	-----	------	----------	---------

plants

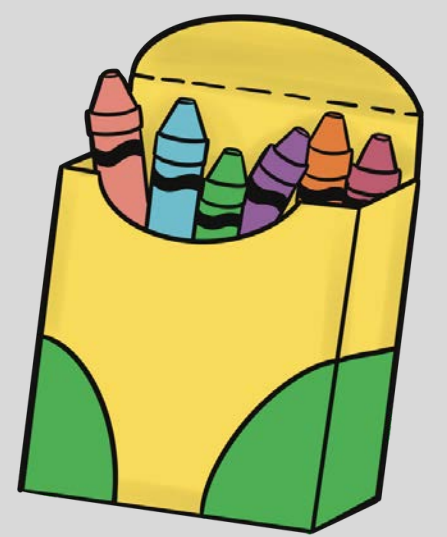
shrub	tree	cactus	grass	Saguaro
-------	------	--------	-------	---------

Christa Joy, Special Needs for Special Kids
The Picture Communication Symbols © 1981-2019 by Tobii Dynavox. All Rights Reserved
Worldwide. Used with permission. Boardmaker® is a trademark of Tobii Dynavox

Plants

Christa Joy, Special Needs for Special Kids
The Picture Communication Symbols © 1981-2019 by Tobii Dynavox. All Rights Reserved
Worldwide. Used with permission. Boardmaker® is a trademark of Tobii Dynavox

There are 2 collages for students to color and add plants and animals that live in both types of desert.



My trip to the desert

I wanted to visit the desert, so I went to




When I got there, I saw lots of

It was very

In the distance I could see a

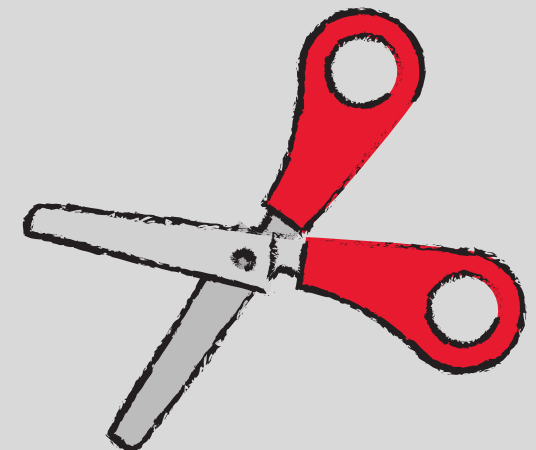
When it was time to go back home, I felt

Christa Joy, Special Needs for Special Kids The Picture Communication Symbols ©1981-2019 by Tobii Dynavox. All Rights Reserved Worldwide. Used with permission. Boardmaker® is a trademark of Tobii Dynavox.

 the Sahara	 California	 Antartica	 China	 North Pole
 sand	 ice	 cactus	 camel	 palm tree
 hot	 dry	 cold	 dark	 bright
 Saguaro	 camel	 meerkat	 penguin	 seal
 sad	 exhausted	 excited	 happy	 upset

Christa Joy, Special Needs for Special Kids The Picture Communication Symbols ©1981-2019 by Tobii Dynavox. All Rights Reserved Worldwide. Used with permission. Boardmaker® is a trademark of Tobii Dynavox.

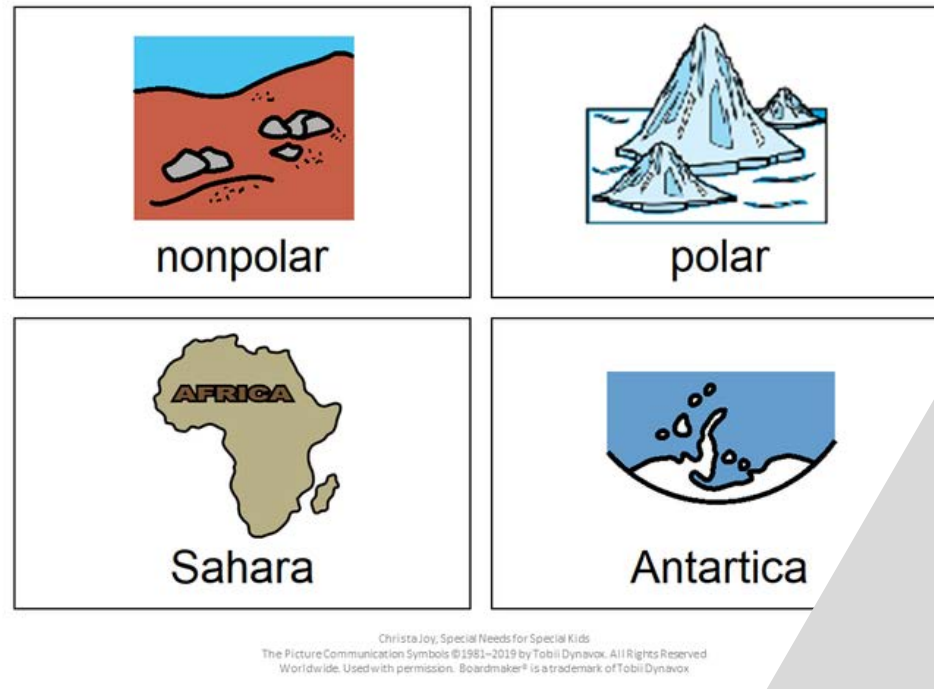
There is a writing prompt about going on an adventure in the desert. This is an errorless activity and gives students a chance to write their own stories with support.



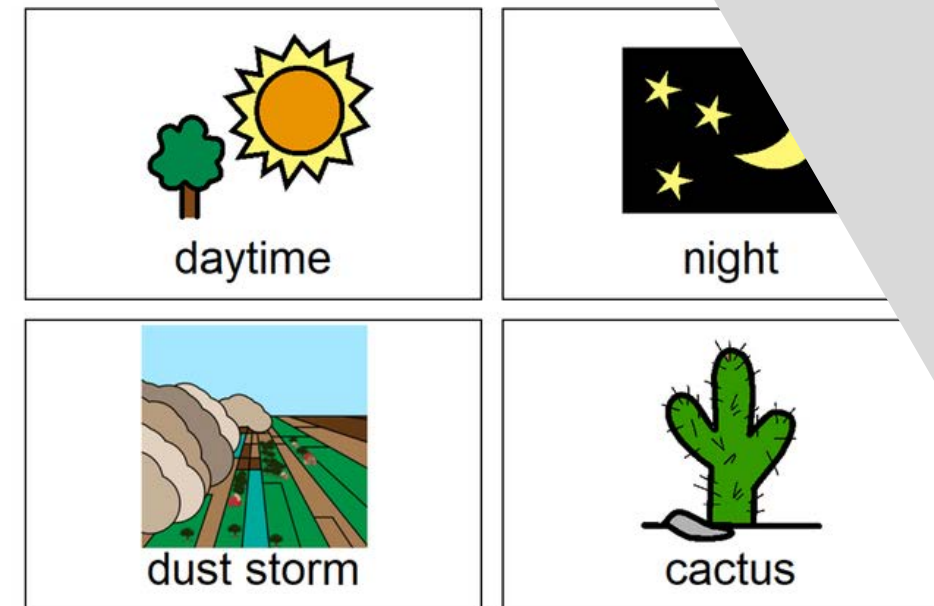

Who am I cards

- Give each student a set of Who am I cards
- Various options/ways to play, but the goal is to have students hold up the card you are talking about. Sometimes there can be more than one correct answer
- Things you can do:
 - Hold up a vocabulary card
 - Show a page from the book
 - Point to a symbol on the vocabulary board
 - Verbally describe something about the tundra.
- Tell a story as though you were visiting the tundra.
 - What do you see?
 - What is the weather like?
 - What plants or animals do you see?
 - Where do you live?
 - What are you eating?

Christa Joy, Special Needs for Special Kids
The Picture Communication Symbols ©1981-2019 by Tobii Dynavox. All Rights Reserved
Worldwide. Used with permission. Boardmaker® is a trademark of Tobii Dynavox



There are large cards and directions for playing a "Who am I?" group activity.



Christa Joy, Special Needs for Special Kids
The Picture Communication Symbols ©1981-2019 by Tobii Dynavox. All Rights Reserved
Worldwide. Used with permission. Boardmaker® is a trademark of Tobii Dynavox

















Bingo cards



- Included are 10 Bingo cards in color and 10 Bingo cards in BW.
- Place the cards in page protectors or laminate for long term use.
- **Cut one board apart to use as calling cards.**
- This is a great way to practice the new vocabulary included in this unit.
- Cut apart a set of the vocabulary cards to use as the calling cards.
- Options:
 - Show students the picture for them to match
 - Read the definition and see if students can find the matching picture
 - Work as teams
 - Vary the "winning" patterns.
 - Cover all
 - Cover corners
 - Row across or down
 - Cover the edges
 - Vary the ways to mark the card
 - Place in page protector or laminate and use dry erase markers
 - Stickers
 - Post-it notes
 - Dot markers





The Picture Commu
Worldwide Use

Desert

 camel	 freezing	 hot	 Saguaro
 Antarctica	 shrub	 desertification	 dust storm
 meerkat	 nocturnal	 Sahara	 nonp
 biome	 penguin	 desert	 nonp

Christa Joy, Special Needs for Special Kids
ommunication Symbols ©1981-2021 by Tobii Dynavox. All Rights Reserved
ie. Used with permission. Boardmaker® is a trademark of Tobii Dynavox.



















There are 10 color and 10 black and white Bingo cards included plus 10 different ways to use them and play Bingo. There are calling cards included. This is a great way to review vocabulary.

 nocturnal	 dust storm
 Saguaro	 Antartica


Christa Joy, Special Needs for Special Kids
The Picture Communication Symbols ©1981-2021 by Tobii Dynavox. All Rights Reserved
Worldwide Use with permission. Boardmaker® is a trademark of Tobii Dynavox.

Calling cards included










Desert

	 polar		 nonpolar		 desert
 nonpolar		 desert			
 hot	 desert				
	 dry	 nonpolar		 desert	 polar
 desert			 polar	 camel	
 polar	 camel	 dry		 nonpolar	

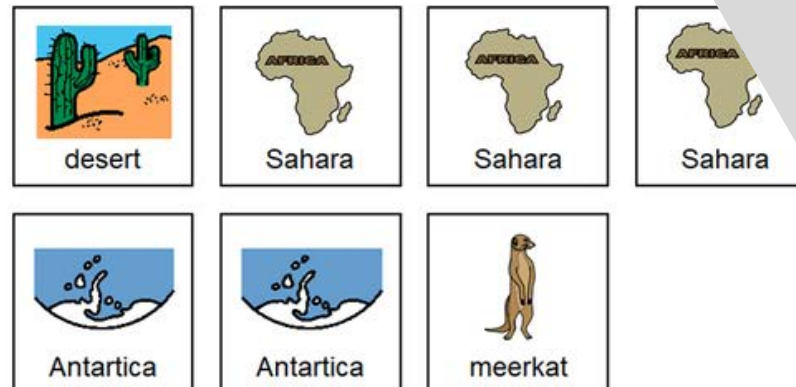
Place the following images in the empty squares on the previous page, completing the sudoku puzzle.



Desert

 meerkat	 desert		 Antartica
 Sahara	 Antartica	 desert	 meerkat
			 des
	 meerkat		

Place the following images in the empty square. previous page, completing the sudoku puzzle.



There is a Sudoku puzzle in this unit as well. This is a great way to work with the new vocabulary!!

There are 2 versions plus answer keys.

T R D M L A P U Q E Z L O Z A
 E N E M E E R K A T D B P S K
 F O S C N Z C C G O E C E Z C
 W N E A X U F S H S S U N B B
 C P R M N S X A J A E I G G H
 J O T E G E W G A H R W U H N
 M L I L D K W U R A T O I S I
 K A F Q Y R H A I R C H N S L
 L R I E Q G M R D A Y W V X H
 E K C G N Y V O U N E R A T D
 G D A I W Y X V I Z P O L A R
 S U T I D U S T S T O R M G Z
 Y M I A N T A R T I C A N P G
 E Q O W R G K P T S I G R M U
 U N N U L G X O X B M C M C I

meerkat	polar	Sahara	penguin
arid	desertification	dust storm	desert
Saguaro	Antartica	camel	nonpolar


Christa Joy, Special Needs for Special Kids
 The Picture Communication Symbols ©1981-2019 by Tobii Dynavox. All Rights Reserved
 Worldwide. Used with permission. Boardmaker® is a trademark of Tobii Dynavox

T R D M L A P U Q E Z L O Z A
 E N E M E E R K A T D B P S
 F O S C N Z C C G O E C E Z
 W N E A X U F S H S S U N B B
 C P R M N S X A J A E I G G H
 J O T E G E W G A H R W U H N
 M L I L D K W U R A T O I S I
 K A F Q Y R H A I R C H N S L
 L R I E Q G M R D A Y W V X H
 E K C G N Y V O U N E R A T D
 G D A I W Y X V I Z P O L A R
 S U T I D U S T S T O R M G Z
 Y M I A N T A R T I C A N P G
 E Q O W R G K P T S I G R M U
 U N N U L G X O X B M C M C I

meerkat	polar	Sahara	penguin
arid	desertification	dust storm	desert
Saguaro	Antartica	camel	nonpolar

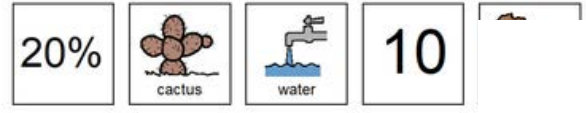
Christa Joy, Special Needs for Special Kids
 The Picture Communication Symbols ©1981-2019 by Tobii Dynavox. All Rights Reserved
 Worldwide. Used with permission. Boardmaker® is a trademark of Tobii Dynavox

There is also a word search to work with vocabulary. If your students cannot do a word search, have them highlight the words on the answer key.



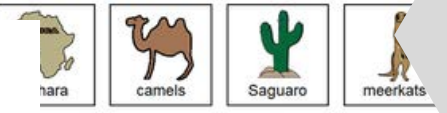
Deserts

1. A plant commonly found in the desert is the .
2. Deserts get less than inches of rain per year.
3. Deserts are found on every .
4. Deserts cover about of the Earth.
5. Deserts have very little ground .



Nonpolar deserts

1. The largest nonpolar desert is the .
2. The cactus can get 50 feet tall and live for 200 years.
3. The animals in these deserts are mainly .
4. and live in nonpolar deserts.
5. The Gobi desert, in China, is most of the year.

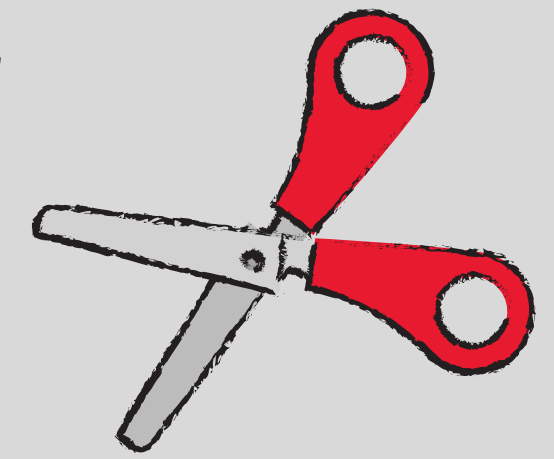


Polar Deserts

1. is the largest desert in the world.
2. Polar deserts are all year long.
3. Antarctica is the place on earth.
4. and live in polar deserts.
5. Only live in Antarctica doing research.



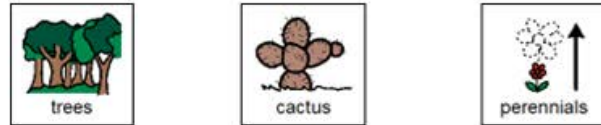
There are 4 fill-in-the-blank worksheets. These allow you to review and focus on smaller amounts of material and identify areas to review before the assessment.




1. Where are deserts found? (circle all)



2. What is the a common plant found in the desert?



3. Deserts get less than 10 inches of what per year?



4. All deserts are:



5. What kind of storm occurs often in the desert?



There is a 10 question assessment.

There are 3 versions. This version has 10 questions with 3 picture choices for each question.

Answer key included.

Print onto cardstock or mount on index cards. Cut pictures apart and show student answer choices for each question.

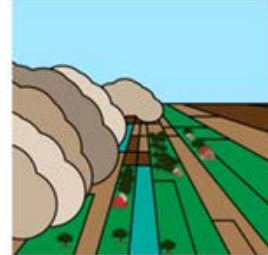
Q 5



hurricane



thunderstorm



dust storm

Q 6



United States



Antartica



Canada

With this version, you cut out the answer choices and glue them on index cards. Ask the student the question, and they point to the correct answer.

1. Where are deserts found? (circle all)
 - A. United States
 - B. Africa
 - C. China
 - D. Antarctica
 - E. South America
 - F. Australia
2. What is the a common plant found in the desert?
 - A. Trees
 - B. Cactus
 - C. perennials
3. Deserts get less than 10 inches of what per year?
 - A. Rain
 - B. Snow
 - C. Mud
4. All deserts are:
 - A. Hot
 - B. Cold
 - C. Dry
5. What kind of storm occurs often in the desert?
 - A. Hurricane
 - B. Thunderstorm
 - C. Dust storm
6. What is the largest desert on Earth?
 - A. United States
 - B. Antarctica
 - C. Canada

This is your traditional multiple choice version. It can also be used as a recording sheet if your students are using the version with index cards.

Terrestrial Biomes: ***Deserts***



By
Christa Joy





This unit also includes digital versions of the activities.

Students can watch a movie book version of the book rather than printing it out.

Antarctica

Sahara

Place the pictures in the collage about animals in the desert.



© 2019 Tobii Dynavox, Special Needs for Special Kids
The Picture Communication Symbols ©1981-2019 by Tobii Dynavox. All Rights Reserved Worldwide. Used with permission. Boardmaker® is a trademark of Tobii Dynavox.

Each activity is set up so students can click and drag answers. No typing is required.

nonpolar

polar

dry

very little rain

cactus

hot

Sahara

Antarctica

camel

sandy

scientists

icy

cold

Place in the pictures in the correct location on the Venn diagram comparing polar and nonpolar deserts.

© 2010 by Linda Ward Beech, Scholastic Teaching Resources

The second set of slides uses color for differentiation and extra support for students who may need it. Mix and match slides from both sets to make the perfect set for each student.

This resource comes in a zipped folder. You will need to unzip the folder to access all the contents which include:

- ***14 days of lesson plans***
- ***Desert biome activities in color***
- ***Desert biome activities in black and white***
- ***Voice-recorded PowerPoint show***
- ***Desert biome book (PowerPoint) to use with activities***
- ***Links and directions to digital activities***

I also have a resource that is an overview of the 4 terrestrial biomes

- Forests
- Grasslands
- Desert
- Tundra

CLICK HERE



I also have a unit on Saltwater and Freshwater Ecosystems

CLICK HERE

