

DEAD END IN NORVELT (FOR SPECIAL ED)

40 activities

*5 questions/
chapter*



Special Needs for Special Kids





These novel units are something I created and started using in my classroom. I had students with significant challenges and most were **non-readers**. They were the best thing I ever did, and my students LOVED them.

Table of Contents

Worksheet pages	Title	Chapter
6-7	Suggestions for use	
8	Story board	
9	Title and Author	
10-11	Gun safety	1
12-13	How to care for a nosebleed	1
14-16	What is arthritis?	2
17-18	Writing an obituary	2
19-21	Common household chores	3
22-24	Things you normally find in a garage	4
25-27	Common fears	5
28-29	Consequences	5
30-31	Angry or grouchy sorting	6
32-34	Things about deer	6
35-36	Bartering	7
37-39	What you need to know about driving	8
40-42	Ways to wake someone up	8
43-45	Things you can dig with	9
46-48	Things that make people uncomfortable	9
50-51	Compliments vs Insults	10

Christa Joy, Special Needs for Special Kids
The Picture Communication Symbols ©1981-2019 by Tobii Dynavox. All Rights Reserved
Worldwide. Used with permission. Boardmaker® is a trademark of Tobii Dynavox

3

Table of Contents

Worksheet pages	Title	Chapter
94-96	Borrowing vs stealing	27
97	Why history is important	28
98	Obituary	Extra
99-101	Main characters	Extra
102-103	Additional novel units available	
104-105	Terms of use	

Contents

Title	Chapter	
Things you can do in the summer	11	
Superstitions	11	
Ways people show affection	12	
How many more cookies?	12	
Best gift ever	13	
Things a house provides	14	
Secrets okay and not okay to keep	15	
July 4 th	16	
My hobbies	17	
71-72	Smells and memories	18
73-75	Ways to warn someone about danger	19
76-78	Animals with hooves	20
79-80	Things that make you embarrassed	21
81-83	Ways people can fly	22
84-85	World War 2 facts	23
86-87	Combining words	24
88-90	Things that make people worry	25
91	Who do you think killed the older ladies?	25
92-93	Crime or not a crime sorting	26

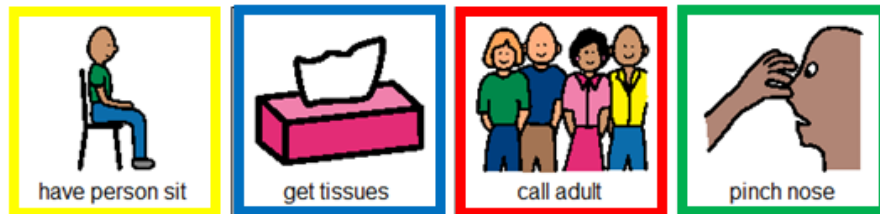
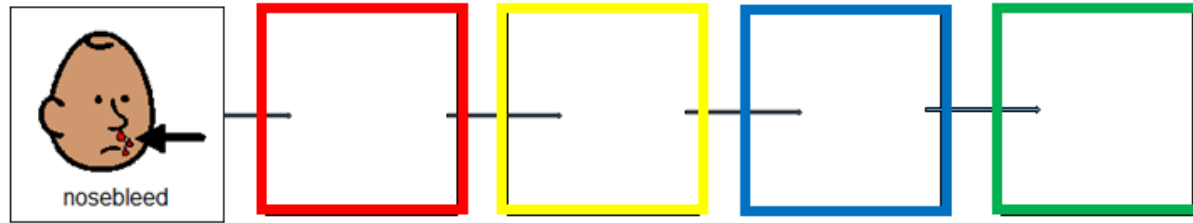
Christa Joy, Special Needs for Special Kids
The Picture Communication Symbols ©1981-2019 by Tobii Dynavox. All Rights Reserved
Worldwide. Used with permission. Boardmaker® is a trademark of Tobii Dynavox

4

This novel unit has **40** different activities.

These activities are NOT comprehension-based. So, even if your students do not pay attention, they can still complete the activity.

Sequence what to do when someone's nose is bleeding.



For example, Jack gets A LOT of nosebleeds. Here, students will sequence the steps to treating a nosebleed. There is this color-coded version (shown here) for students who need more support. This does not require comprehension.

Suggestions for Use

- I made this unit to go along with the book, *Dead End in Norvelt* by Jack Gantos.
- The thought is that you would be reading it aloud to your class at a rate of about 1 chapter per day.
- Be sure to give each student their own copy of the story board (pg. 8) to use while reading and discussing the story.
- Benefits of reading out loud, even to classes made up of severely affected students:
 - Teaches students to sit quietly even when there isn't something for them to do. This is such an important life skill. We all have to spend time sitting and listening to someone we are not that interested in at some point.
 - Parents will LOVE you. Not only will they be excited their child is being exposed to age appropriate material, but you are teaching them how to sit quietly, which will hopefully transfer to home as well.
 - Even with your lowest level learners, you will have 1 or 2 that will truly enjoy the story.
 - It can be a calming experience to sit and listen to the teacher read in a methodical way.

Suggestions for Use


- For students who need more structure, place the number of post-it notes in front of him/her that corresponds to the number of pages you intend to read. Remove a post-it as you finish each page. This visual will help lessen their anxiety.
- You will find 2 or more activities for each chapter. Students will still have plenty to choose from and find the one that fits best with your students.
- Differentiation:
 - For any activity, you can quickly differentiate for your lower level learners by using a color coding technique.
 - If sorting, outline each sorting category a certain color and then outline the corresponding pictures the same color.
 - Becomes a matching task.
- This unit includes 5 multiple choice questions for each chapter. These are in a separate file and are in color and black and white. There is an answer key included.

Suggestions on how I found this activity worked best in my classroom are provided. I typically had 6-8 students with one adult assistant in the room with me.

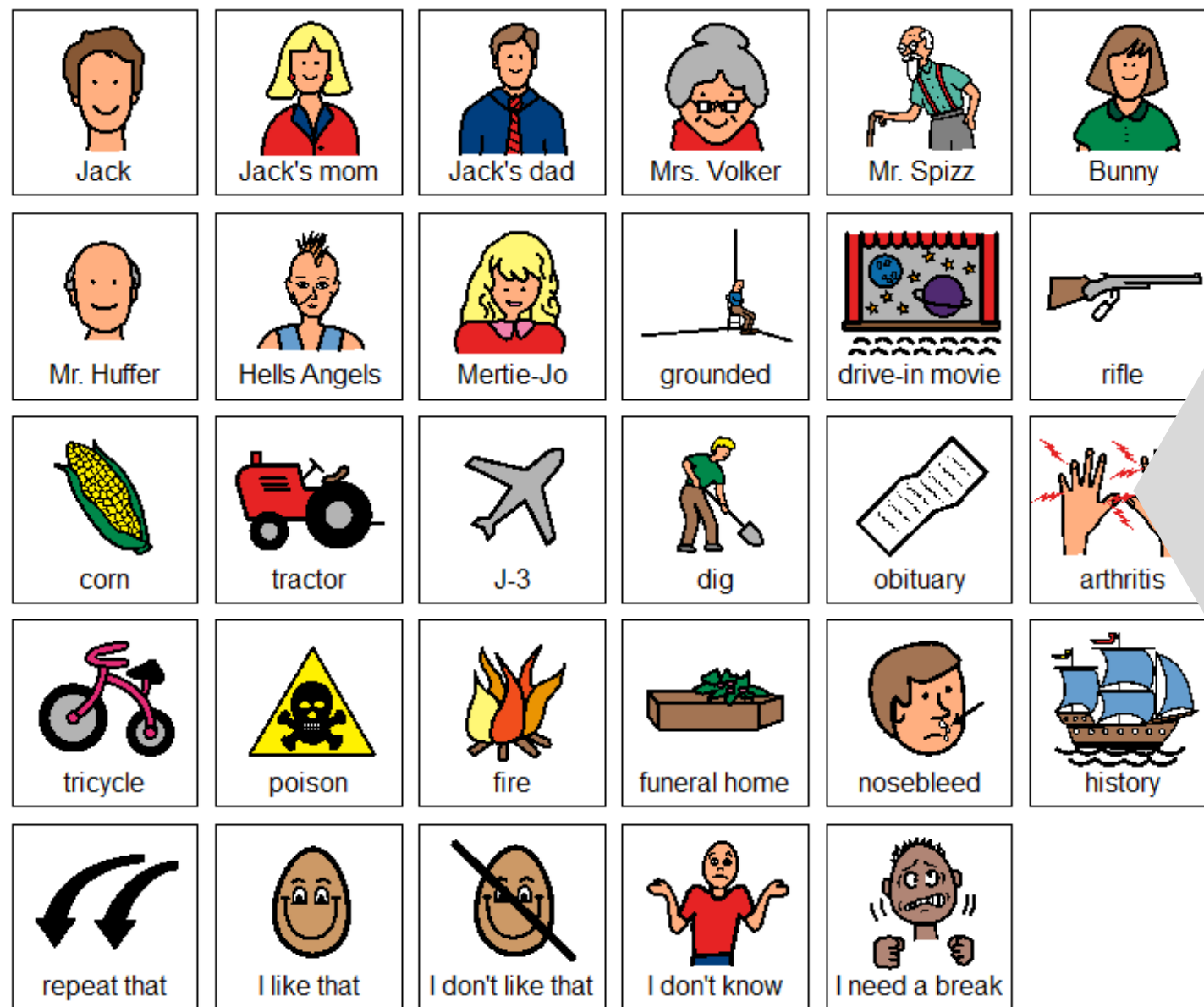
Dead End in Norvelt

for Special Education

By
Christa Joy
Special Needs for Special Kids



This entire novel unit comes in 2 separate files. One is completely in color and one is completely in black and white.



This unit comes with a vocabulary board.

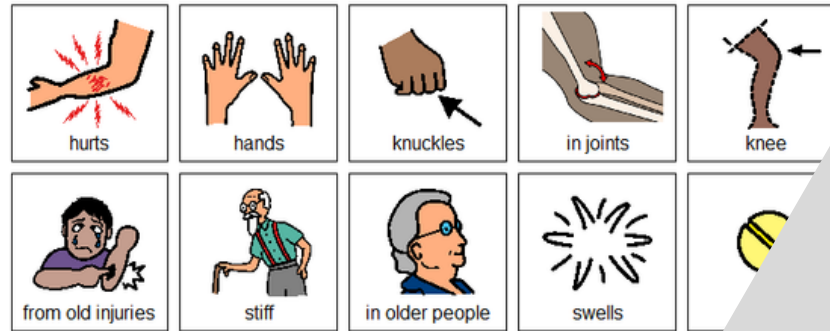
Vocabulary boards are great for ALL students to assist with participation and engagement in group discussions.

Tips on how to use in the unit!!

Mrs. Volker has terrible arthritis. Complete the circle map below showing some facts about arthritis.



Place the pictures in the circle map on previous page to show some common facts about arthritis.



Place the pictures in the pond on the previous page **ONLY IF** they are true about arthritis.




There are circle maps in this unit.

Circle maps are a great way for students to see the big idea.



Common Fears

Jack is afraid of dead people. What are some other common fears people have?




Each circle map comes with 2 choices:

An errorless option with only correct answers

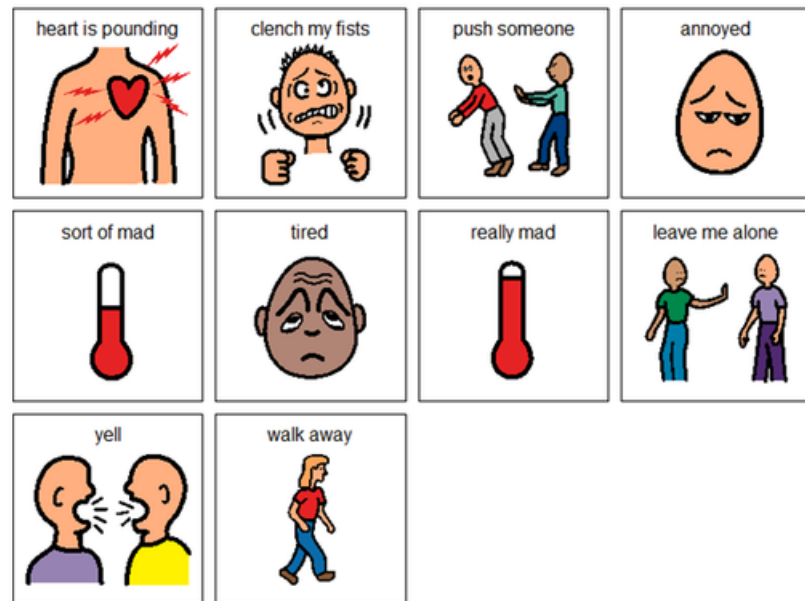
An option that has wrong answers mixed in

students will need to set aside.

Jack's mom is upset about the corn field. Do you think she is really angry or just grouchy? How can you tell the difference?




Cut apart pictures and sort into what you think are the correct columns. If you are not sure, place it on the middle line.









There are sorting activities.









Directions on how to add color coding for differentiation is included.




There always consequences to our actions. Some are good and some are bad, depending on the action. Look at each action in the box and find what you think the consequence would be.

 fighting		 study	
 water		 exercise	
 spill		 cheat	
 mean		 good job	

Match the consequence to the action on the previous page. There may be more than one right answer.

 no one wants to play with you	 strong	 allowance	 clean up mess
 lonely	 time out	 good grades	 grow

There are matching activities. Directions on how to add color coding for differentiation is included.



Mr. Smith's Obituary

Mr. Smith died yesterday. Her was years old.

Mr. Smith liked to in his free time.

He was best known for his .



When he was younger, Mr. Smith was a .

Mr. Smith was a man.



85	100	90	99	75	88
----	-----	----	----	----	----


dance	sing	fish	swim	hike	explore
-------	------	------	------	------	---------

paintings	music	stories	cherry pie	singing	ribs
-----------	-------	---------	------------	---------	------

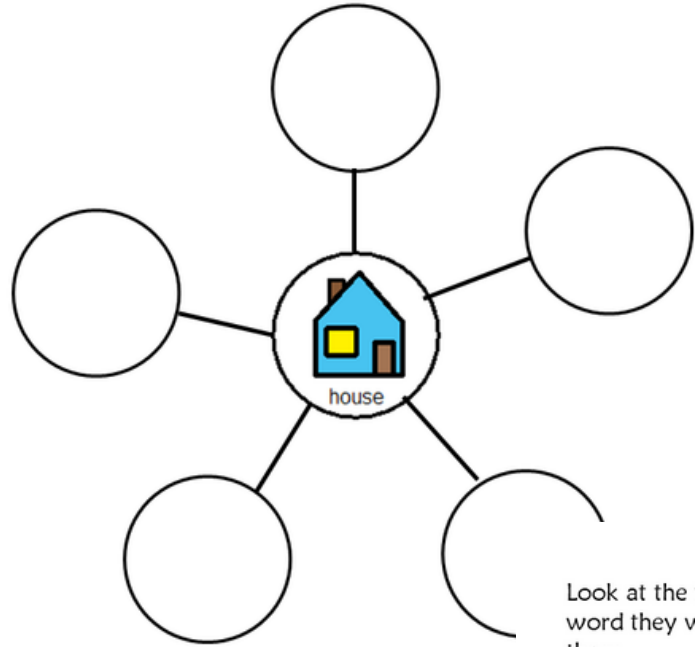
soldier	doctor	teacher	astronaut	runner	welder
---------	--------	---------	-----------	--------	--------

great	good	happy	rich	humble	nice
-------	------	-------	------	--------	------


There are writing prompts. These are errorless activities that allow students to write a story independently.



What are some things a house provides?



Look at the two words to the left and figure out what word they would make if combined. Draw a line between them.



breakfast + lunch

car + hijack

chill + relax

chuckle + snort

flame + glare

international + network

spoon + fork

chil

fla

internet

brunch

spork

chortle

carjack

CH 14


Christa Joy, Special Needs for Special Kids The Picture Communication Symbols ©1981-2018 by Tobii Dynavox. Used with permission. Boardmaker® is a trademark of Tobii Dynavox.

CH 23

Christa Joy, Special Needs for Special Kids The Picture Communication Symbols ©1981-2019 by Tobii Dynavox. All Rights Reserved Worldwide. Used with permission. Boardmaker® is a trademark of Tobii Dynavox.

86

Time to vote!! Who do you think is killing the older ladies?



Christa Joy, Special Needs for Special Kids The Picture Communication Symbols ©1981-2019 by Tobii Dynavox. All Rights Reserved Worldwide. Used with permission. Boardmaker® is a trademark of Tobii Dynavox.

Because there are so many activities, you can choose the ones that fit your students the best.

CH 5

1. What does Bunny's dad do for a living?



dentist



pilot



funeral director

2. What is Jack afraid of?



dead people



spiders



snakes

3. What did Bunny steal from Mrs. Slater?



glasses



dentures



underwear

4. Who showed up at the baseball field looking for Jack?



Mrs. Volker



Mr. Spizz



Jack's mom

5. Was Jack in trouble for cutting down the corn?



yes



no



I don't know

CH 5

ChristaJoy, Special Needs for Special Kids
The Picture Communication Symbols ©1981-2020 by Tobii Dynavox. All Rights Reserved
Worldwide. Used with permission. Boardmaker® is a trademark of Tobii Dynavox

CH 11


1. How did Jack's mom tell him to get some fresh air?



open window



go to park

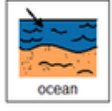


fan

2. What does Jack like to read about?



dragons



ocean



history

3. What type of plague did Mrs. Volker write about in her obituary for the Hells Angel biker?



vomiting




dancing



coughing

4. What did the Hells Angels steal from the funeral home?



flowers



money



coffin

5. What did Bunny say the Hells Angels did to the town before leaving?



burned it



flooded it



cursed it

CH 11

ChristaJoy, Special Needs for Special Kids
The Picture Communication Symbols ©1981-2020 by Tobii Dynavox. All Rights Reserved
Worldwide. Used with permission. Boardmaker® is a trademark of Tobii Dynavox

This unit does come with comprehension questions. There are 5 questions for every 5 chapters. Each question has 3 picture choices. They are in color and black and white.

Answer key included!!



I realize there will be some students out there unable to do cutting activities. I have a blog post with ways to complete activities without a pair of scissors!!

[Click Here to read more!!](#)