

Special Ed

CRISPIN: THE CROSS OF LEAD

2003

Newberry Medal Winner



32 activities

5 questions/
5 chapters



Special Needs for Special Kids



These novel units are something I created and started using in my classroom. I had students with significant challenges and most were **non-readers**. They were the best thing I ever did, and my students LOVED them.

Table of Contents

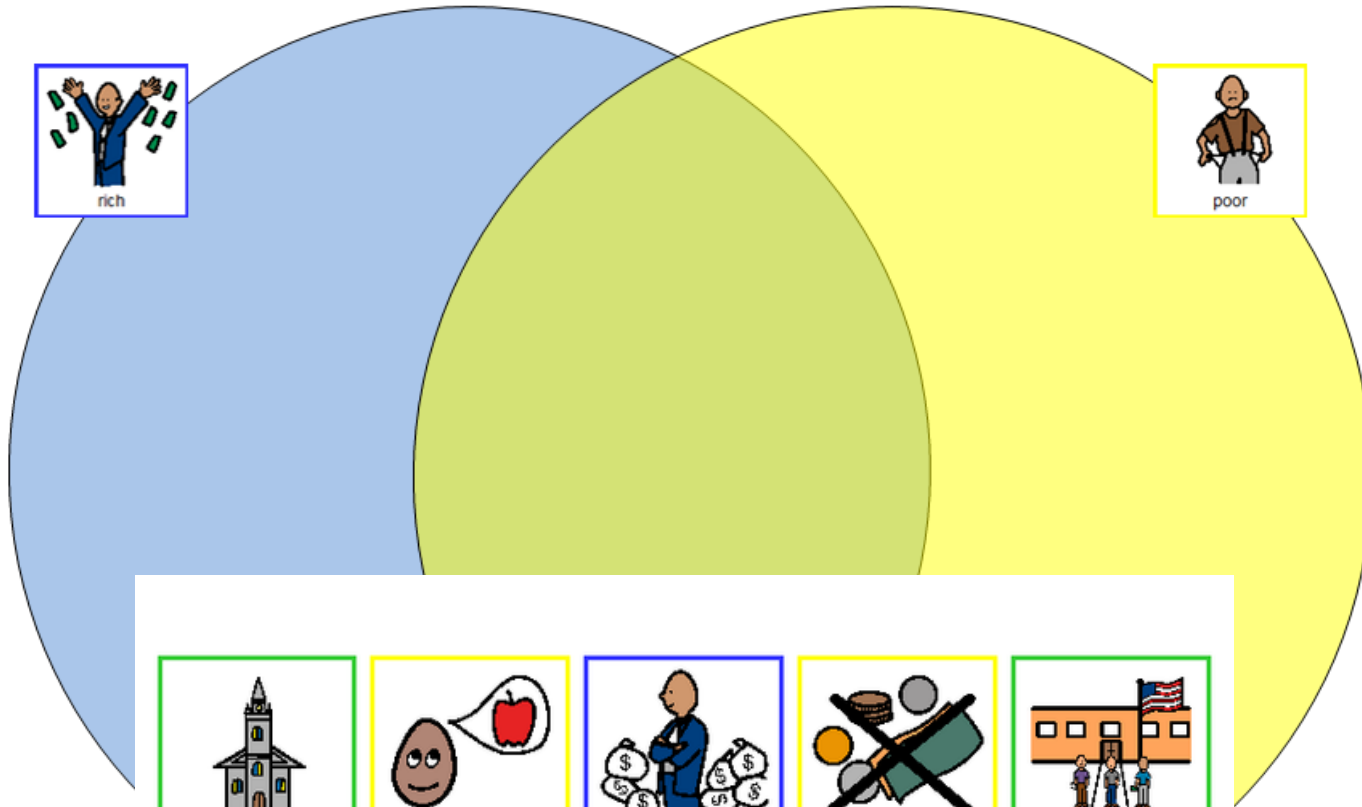
Worksheet pages	Title	Chapters
5-6	Suggestions for use	
7	Story board	
8	Title and Author	
9	Taxes	1-5
10-12	Rich or poor Venn diagram	1-5
13	Reading nonverbal cues	1-5
14-15	Things that scare you	6-10
16-17	People you can trust	6-10
18-19	Personification	11-15
20	Reasons people die	11-15
21-22	Writing with adjectives	16-20
23-26	I Promise social story	16-20
27-28	What would each person wear?	16-20
29-30	My dream job	21-25
31-32	Sorting statements and questions	21-25
33-34	Good vs bad hygiene habits	21-25
35-36	Instruments you blow	26-30
37-39	Foods Bear and Crispin likely ate	26-30
40-42	Ways to entertain people	26-30

Table of Contents

Worksheet pages	Title	Chapt
43-45	Things that make a person worry	3
46	Things Bear taught Crispin about	
47-48	What is sold here?	
49-51	Symbols of power	
52-54	Things in a church	
55	What does curfew mean?	
56-57	Sort foods that are and are not bread	
58-59	Hot vs cold foods	41-
60-62	Common chores	41-45
63-65	What does a hero look like?	46-50
66-68	Bravery	51-55
69-70	Family resemblance	51-55
71-73	What does loyalty look like?	56-58
74	What is revenge?	56-58
75-76	Good vs evil deeds	56-58
77-79	Other novel units available	
80-81	Terms of use	

This novel unit has **32** different activities. These activities are NOT comprehension-based. So, even if your students do not pay attention, they can still complete the activity.

The way people live can be very different depending on if they are rich or poor, but some things are the same. Compare and contrast living with money and being poor.



 got to church	 hungry	 lots of money	 no money	 go to school
 pets	 work more than one job	 family	 cruise	 jet
 vacations	 old clothes	 hand-me-down	 lots of things	 holidays

For example, poverty and servitude are the predominant conditions the characters face in this story. Here, students will complete a Venn Diagram comparing rich and poor. There is a color-coded version provided for more support.

Suggestions for Use

- I made this unit to go along with the book, *Crispin The Cross of Lead* by Avi.
- The thought is that you would be reading it aloud to your class at a rate of about 5 chapters per day.
- Be sure to give each student their own copy of the story board (pg. 8) to use while reading and discussing the story.
- Benefits of reading out loud, even to classes made up of severely affected students:
 - Teaches students to sit quietly even when there isn't something for them to do. This is such an important life skill. We all have to spend time sitting and listening to someone we are not that interested in at some point.
 - Parents will LOVE you. Not only will they be excited their child is being exposed to age appropriate material, but you are teaching them how to sit quietly, which will hopefully transfer to home as well.
 - Even with your lowest level learners, you will have 1 or 2 that will truly enjoy the story.
 - It can be a calming experience to sit and listen to the teacher read in a methodical way.

Suggestions for Use

- For students who need more structure, place the number of post-it notes in front of him/her that corresponds to the number of pages you intend to read. Remove a post-it as you finish each page. The visual will help lessen their anxiety.
- You will find one or more activities for each 5 chapters. You will still have plenty to choose from and find that fit best with your students.
- Differentiation:
 - For any activity, you can quickly differentiate for your lower level learners by using a color coding technique.
 - If sorting, outline each sorting category a certain color and then outline the corresponding pictures the same color.
 - Becomes a matching task.
- There are comprehension questions to accompany this unit. There are 5 questions for every 5 chapters with 3 picture answer choices. You will find these (in color and BW) in a separate file.

Suggestions on how I found this activity worked best in my classroom are provided. I typically had 6-8 students with one adult assistant in the room with me.

Crispin The Cross of Lead

Novel Unit
for Special Education

By
Christa Joy
Special Needs for Special Kids

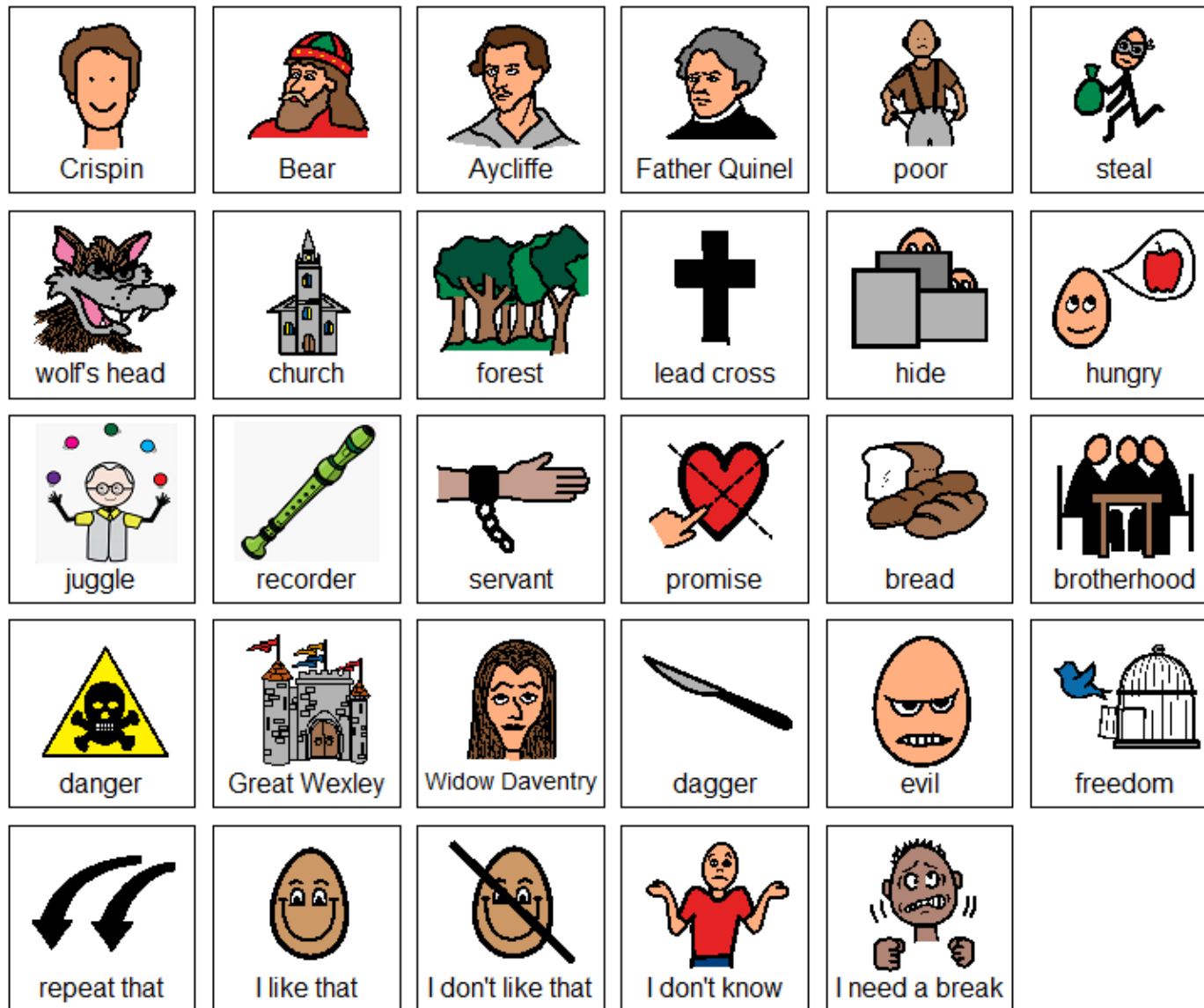


This entire novel unit comes in 2 separate files. One is completely in color and one is completely in black and white.

This unit comes with a vocabulary board.

Vocabulary boards are great for ALL students to assist with participation and engagement in group discussions.

Tips on how to use in the unit!!




What are some common symbols of power?



Place the pictures in the circle map on previous page to show common symbols of power.

Errorless version



Place the pictures in the circle map on previous page **ONLY IF** you think they are common symbols of power.

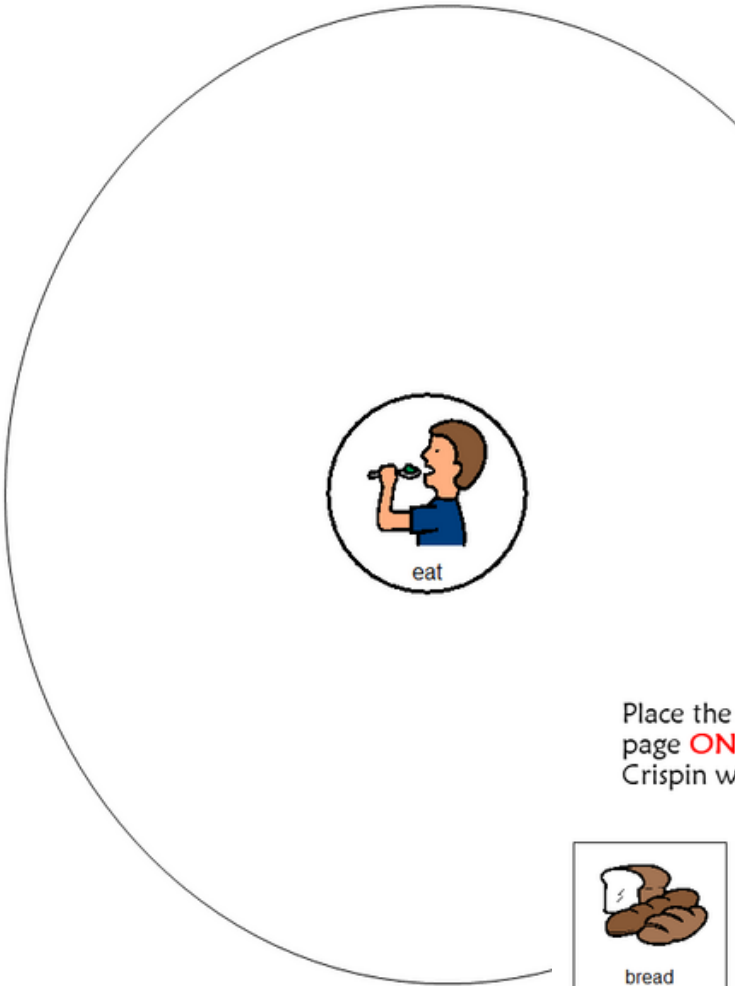


There are circle maps in this unit.


Circle maps are a great way for students to see the big idea.



What are some foods you think Bear and Crispin are likely to eat on their travels to the next village?




Place the following in the circle map on the previous page showing things Bear and Crispin might eat.



errorless

Place the following in the circle map on the previous page **ONLY IF** you think they would be things Bear and Crispin would likely eat.




Each circle map comes with 2 choices:

An errorless option with only correct answers





















An option that has wrong answers mixed in

students will need to set aside.

What are some things that would be considered bread, and what would not?




Place the pictures in the correct column. If you are not sure, place it on the middle line.






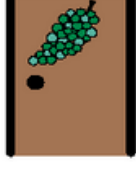


 rolls	 croissant	 bread slice	 steak	 asparagus
 poppy roll	 banana	 raisins	 sesame loaf	 brown bread
 cookies	 bun	 toast	 oatmeal	 broccoli
 cheese	 soup	 coffee	 challah	 English muffin

There are sorting activities.








Directions on how to add color coding for differentiation is included.




Look at each door. What do you think is sold there?

	<input type="text"/>		<input type="text"/>
	<input type="text"/>		<input type="text"/>
	<input type="text"/>		<input type="text"/>
	<input type="text"/>		<input type="text"/>

Match the item below with the door it would be sold at.

 bread	 socks	 eggs	 medicine
 wine	 yarn	 bacon	 milk

There are matching activities. Directions on how to add color coding for differentiation is included.



Writing with adjectives





I was playing outside, having a time.

All of a sudden, I heard thunder in the distance.


The sky became really .

The wind was .

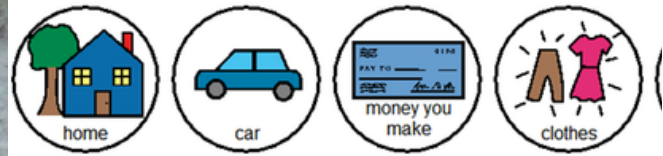
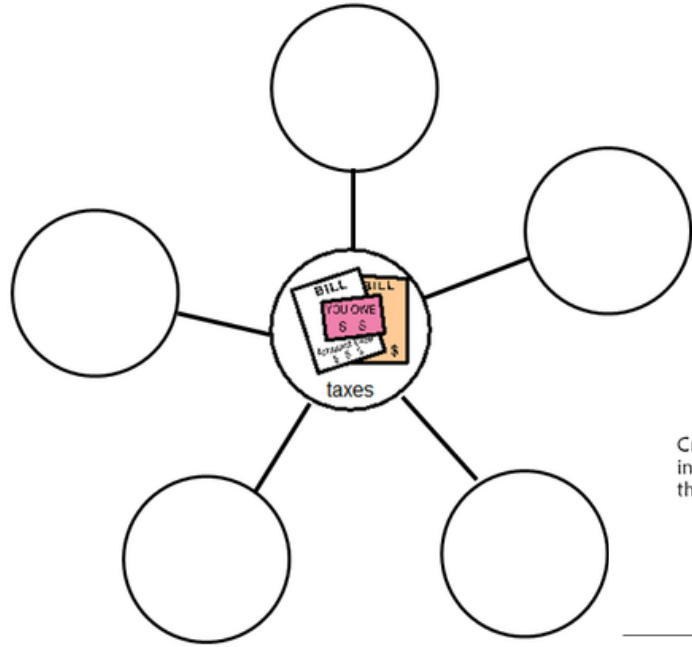
I ran inside before the storm started.



There are writing prompts. These are errorless activities that allow students to write a story independently.



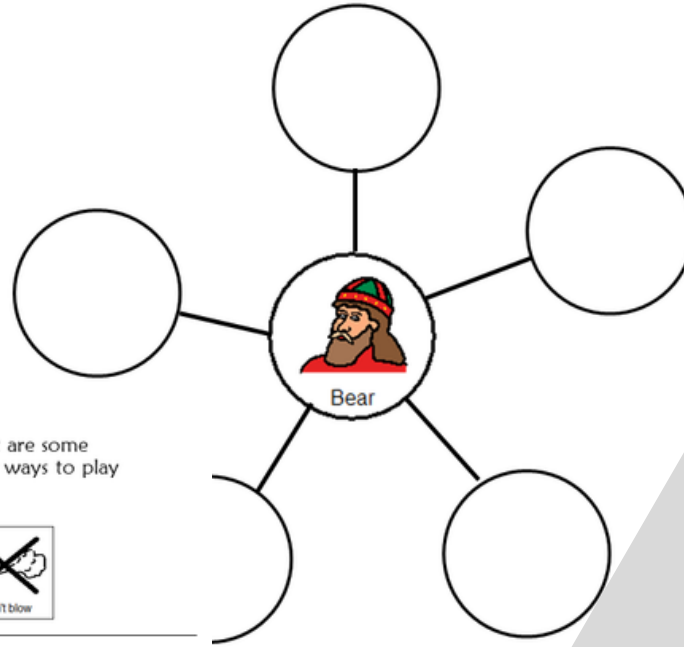
When Asta's son's mother died, he had to pay a death tax. What are some things most people pay taxes on today?



CH 1-5

Christa Joy, Special Needs for Special Kids
The Picture Communication Symbols ©1981-2018 by Tobii Dynavox. All Rights Reserved
Worldwide. Used with permission. Boardmaker® is a trademark of Tobii Dynavox


What are some things that Bear taught Crispin about?



Crispin learns how to play the recorder. What are some instruments you play by blowing into vs other ways to play them?



Place the pictures in the correct column. If you are not sure, place it on the middle line.



Blow into:

- Flute
- Harmonica
- Didgeridoo
- Trumpet
- Pan flute
- Trutruca
- Saxophone
- bagpipe

Other way:

- Cymbals
- Harp
- Bass
- Violin
- Tambourine
- Piano
- drum

CH 26-30

CH 26-30

Christa Joy, Special Needs for Special Kids The Picture Communication Symbols ©1981-2018 by Tobii Dynavox. All Rights Reserved Worldwide. Used with permission. Boardmaker® is a trademark of Tobii Dynavox

Because there are so many activities, you can choose the ones that fit your students the best.

CH 11-15


1. Who did Crispin find dead?



2. What is the only thing that brings Crispin some relief?



3. Did Crispin feel like giving up?



4. What did Crispin find that changed his mind and made him want to live?



5. Who was living in the town Crispin ran into?



Christa Joy, Special Needs for Special Kids

The Picture Communication Symbols ©1981-2020 by Tobii Dynavox. All Rights Reserved
Worldwide. Used with permission. Boardmaker® is a trademark of Tobii Dynavox



CH 26-30


1. What did Bear teach Crispin to play?



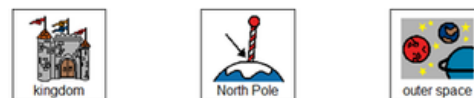
2. Who did Crispin see guarding the bridge?



3. What was Crispin's mother able to do that most poor people could not?



4. What is Bear surveying for the brotherhood?



5. Who did Bear ask permission from to perform in the town?



Christa Joy, Special Needs for Special Kids

The Picture Communication Symbols ©1981-2020 by Tobii Dynavox. All Rights Reserved
Worldwide. Used with permission. Boardmaker® is a trademark of Tobii Dynavox

This unit does come with comprehension questions. There are 5 questions for every 5 chapters. Each question has 3 picture choices. They are in color and black and white.

Answer key included!!



I realize there will be some students out there unable to do cutting activities. I have a blog post with ways to complete activities without a pair of scissors!!

[Click Here to read more!!](#)