

SPECIAL ED

# USING CONTEXT CLUES

1. The challenge word is circled.
2. Put a box around any example clues given in the sentence.
3. Underline the words you can use as examples.
4. Circle one of the choices you could use as a replacement word.
5. Type your new word into the sentence and check if it makes sense.

1. Some people have phobias like fear of snakes, fear of flying, and fear of spiders.

2. Some people have phobias like fear of snakes, fear of flying, and fear of spiders.

3. Some people have phobias like fear of snakes, fear of flying, and fear of spiders.

Some people have phobias like fear of snakes, fear of flying, and fear of spiders.



5. Some people have \_\_\_\_\_ like fear of snakes, fear of flying, and fear of spiders.



# INCLUDES GOOGLE SLIDES





This unit was created with this guy in mind. He has autism and an intellectual disability. He is a non-reader but loves books and stories. With some support he is able to do this unit, and enjoys the challenge. He is my tester!!



# Table of Contents

Worksheet Pages	Title
4-34	Context Clues book
35	Power card
36-47	Synonym practice
48-59	Using example clues
60-65	Definition puzzles
66-73	Definition practice
74-85	Using definition clues
86-97	Antonym practice
98-109	Using contrast clues
110-113	Quiz
114-115	Terms of Use

In separate files, you will find:

- Lesson plan
- Group activities
- Voice recorded PowerPoint
- Links and directions to digital activities

*This unit has 16 days of activities that will guide students through how to recognize and use context clues.*

*The unit is separated into 2 files, one in color and one in black and white.*

# Context Clues Unit

## Lesson Plan

### Preparation

- Book
  - Print out, laminate, and bind
  - OR your students can listen to the pre-recorded version
- Power Card
  - Print out a card onto cardstock and laminate
  - Make a card for each student
- Definition puzzles
  - Print puzzle pieces onto cardstock and laminate
  - Make several sets
  - Used for group activities

### Preassessment (do day 1 before starting lesson)

- Choose the quiz that best fits the learning level of your students (pictures or words)

### Day 6-7

### Teaching Tips

- Color code activity, the correct task.
- a. For [ht](#) [di](#)
- b. I [ht](#) [3-](#)
- Make your yesterday
- a. I [ht](#) [3-](#)

Activity	Notes	Materials
Read or listen to a recording of the book (10 minutes)	<ul style="list-style-type: none"> <li>• Read through the story, asking lots of questions</li> <li>• Continue to make connections between book and power card</li> </ul>	<ul style="list-style-type: none"> <li>• Book</li> <li>• Power card</li> </ul>
Power card review (5 minutes)	<ul style="list-style-type: none"> <li>• Review the power card</li> </ul>	<ul style="list-style-type: none"> <li>• Power card</li> </ul>
Group activity: Definition puzzles (10 min)	<ul style="list-style-type: none"> <li>• Use the definition puzzles</li> <li>• See separate pdf for directions and puzzle pieces</li> </ul>	<ul style="list-style-type: none"> <li>• Definition puzzle pieces</li> </ul>
Example clues review (5 minutes)	<ul style="list-style-type: none"> <li>• Review the worksheet completed yesterday</li> </ul>	<ul style="list-style-type: none"> <li>• Worksheet completed yesterday</li> </ul>
Definition practice (10 minutes)	<ul style="list-style-type: none"> <li>• Students will complete the one of the definition practice worksheets</li> <li>• Add color-coding if needed</li> <li>• Refer to power card as necessary</li> </ul>	<ul style="list-style-type: none"> <li>• Worksheet</li> <li>• Scissors</li> <li>• glue</li> </ul>
Sharing (10 minutes)	<ul style="list-style-type: none"> <li>• Each student shares their finished worksheet with the group using the communication method of their choice</li> </ul>	<ul style="list-style-type: none"> <li>• Completed worksheet</li> <li>• Communication devices</li> </ul>

### Quick Look

Day	Activity	Day	Activity
1	<ul style="list-style-type: none"> <li>• Book</li> <li>• Introduce power card</li> <li>• Group activity</li> <li>• Synonym practice</li> </ul>	9	<ul style="list-style-type: none"> <li>• Book</li> <li>• Review power card</li> <li>• Group activity</li> <li>• Using definition clues</li> </ul>
2	<ul style="list-style-type: none"> <li>• Book</li> <li>• Review power card</li> <li>• Group activity</li> <li>• Synonym practice</li> </ul>	10	<ul style="list-style-type: none"> <li>• Book</li> <li>• Review power card</li> <li>• Group activity</li> <li>• Using definition</li> </ul>
3	<ul style="list-style-type: none"> <li>• Book</li> <li>• Review power card</li> <li>• Group activity</li> <li>• Using example clues</li> </ul>	11	<ul style="list-style-type: none"> <li>• Book</li> <li>• Review power</li> <li>• Group acti</li> <li>• Antonym</li> </ul>
4	<ul style="list-style-type: none"> <li>• Book</li> <li>• Review power card</li> <li>• Group activity</li> </ul>	12	<ul style="list-style-type: none"> <li>• Book</li> <li>• Review</li> <li>• Group</li> <li>• An</li> </ul>
		13	<ul style="list-style-type: none"> <li>• P</li> <li>•</li> <li>•</li> </ul>
		14	
		15	<ul style="list-style-type: none"> <li>•</li> <li>• U</li> <li>• Qu</li> </ul>
		16	

## The lesson plans contain:

- Overall tips for teaching students with significant needs
- A quick look at what you will do each day
- Detailed instructions on how that day's lesson should run





**The activities are scaffolded:**

- **synonyms with pictures**
- **synonyms with sentences**
- **definitions with pictures**
- **definitions with sentences**
- **antonyms with pictures**
- **antonyms with sentences**



Step by step cards for using context clues. Made to fit on 4x6 index card.

- Print on cardstock and laminate
- Glue together back-to-back

### **Using Context Clues**

1. Re-read the sentence
2. Circle the word you do not know
3. Underline any clue words you find
4. Guess what you think the new word means
5. Try your new word in the sentence; does it make sense?

### **Types of Context Clues**

1. Example clues: including, consists of, like, and for example
2. Definition clues: or
3. Opposite clues: although, however, and unlike, not

*This unit comes with a power card.*

*Power cards a great way for students to reference rules or short lists of information needed for a particular topic.*

*Tips on how to use in the unit!!*




There are different types of context clues. Let's look at each one and how it may be helpful on your search for the meaning of a new word.



1. Example clues
2. Definition or the same clues
3. Contrast or opposite clues

The first type of clue you may find as a detective is an **example clue**. This is when the word you don't know is followed by another word that is an example of that word.



Now that you think you may know what the word means, substitute the word you think it is into the original sentence and see if it makes sense.

flower

The **chrysanthemum** smelled amazing, like a rose that just bloomed.

Hooray!! That does make sense. You are a great detective, and you learned a new word.



There is a book with this unit using simple text and photos. It is 31 pages and reviews the three main types of context clues and how to recognize and use them.

It comes in pdf versions as well as a voice-recorded PowerPoint and movie file (so you don't have to print it out.)



# GROUP ACTIVITIES FOR BECOMING CONTEXT CLUE DETECTIVES

## Unknown word scavenger hunt version 1

### Here is what you will need:

- Post-it notes

### How to play:

- Walk around the school and look for words students do not know (These are words students do not know the meaning of after the teacher/adult says the words aloud)
- Write the new word on a post-it note
- Create a wall in your classroom to park all the unknown words

## Unknown word scavenger hunt version 2

### Here is what you will need:

- Newspapers or magazines (I found ones that had short articles best)
- Can also use flyers or advertisements
- Highlighters

### How to play:

- Give each student a passage
- If there are pictures, ask them what they think it might be about
- Read through some of the article and have students practice highlighting words that they do not know

## Speed Matching

### Here is what you will need:

- A set of Uno cards or playing cards

### How to play:

- The goal is to get students to find **examples** of a card you describe
- Give students clues:
  - Find all the cards with a 4
  - Find all the cards that are red
  - Find all the cards that have a man (kings and jacks)
  - Find all the cards that have a heart and an even number

## Paper plate toss

### Here is what you will need:

- paper plates
- bean bags

### How to play:

- This will help students practice identifying opposites
- Paste pictures from magazines on the plates and spread around an area in front of where students are sitting
- Students toss a bean bag onto a plate and have to name something that is the opposite or contrasts what is on the plate. (man >> woman, fruit >> vegetable, dog >> cat)

## Definition match

### Here is what you will need:

- Print out the definition puzzle pieces
- Cut apart and laminate

### How to play:

- Students will match the picture and the definition

## Fill in the blank

### Here is what you will need:

- White board and markers

### How to play:

- Write a sentence on the board with a blank in the middle.
- Example: *My brother was a great athlete. He played \_\_\_\_\_ every weekend with boys from the neighborhood.*
- Have students brainstorm some words you could put in the blank.
- Identify other words in the sentence that helped you determine what words you might use.
- To differentiate: Give students 2-3 words to choose from and see if their choice makes sense.

## Silly sentences

### Here is what you will need:





- White board and markers

### How to play:





- Write a sentence on the board that contains a made-up word.
- Example: *We drank the ice cold **fizzledrops** for breakfast.*
- Students try to guess what the made-up word might mean.
- Identify words in the sentence that helped them figure it out.
- To differentiate: Give students 2-3 words to choose from and see if their choice makes sense.

There are group activities that you can incorporate as part of the daily lesson.



 apple	Fruit that grows on trees in the fall.
 fireman	Person you would call to put out a fire.
 violin	Instrument with strings you play with a bow.
 calculator	Tool used to help solve hard math problems.

Christa Joy, Special Needs for Special Kids  
 The Picture Communication Symbols ©1981–2022 by Tobii Dynavox. All Rights Reserved  
 Worldwide. Used with permission. Boardmaker® is a trademark of Tobii Dynavox


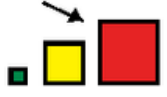




 ice cream	Frozen milk often eaten for dessert.
 vacuum cleaner	Tool used to clean a carpet.
 sidewalk	Safe place to walk along a road or street.
 bird house	Small house built for a bird.

Christa Joy, Special Needs for Special Kids  
 The Picture Communication Symbols ©1981–2022 by Tobii Dynavox. All Rights Reserved  
 Worldwide. Used with permission. Boardmaker® is a trademark of Tobii Dynavox

There are definition puzzles included to use with one of the group activities.



Anxious and nervous are synonyms, two different words that mean basically the same thing. Find the synonym for the words below.

 medal	<input type="text"/>	 beautiful	<input type="text"/>
 car	<input type="text"/>	 large	<input type="text"/>
 rabbit	<input type="text"/>	 hat	<input type="text"/>
 house	<input type="text"/>	 run	<input type="text"/>
 cold	<input type="text"/>	 story	<input type="text"/>

ChristaJoy, Special Needs for Special Kids  
The Picture Communication Symbols ©1981–2022 by Tobii Dynavox. All Rights Reserved  
Worldwide. Used with permission. Boardmaker® is a trademark of Tobii Dynavox

# synonyms

Match the words below with its synonym on the pervious page.

 hare	 freezing	 fairy tale	 handsome	 automobile
 award	 home	 huge	 cap	 jog

Answer key

- medal >> award
- beautiful >> handsome
- car >> automobile
- large >> huge
- rabbit >> hare
- hat >> cap
- house >> home
- run >> jog
- cold >> freezing
- story >> fairy tale

ChristaJoy, Special Needs for Special Kids The Picture Communication Symbols ©1981–2022 by Tobii Dynavox. All Rights Reserved Worldwide. Used with permission. Boardmaker® is a trademark of Tobii Dynavox

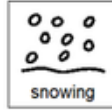
Each type of context clue spends 2 days reviewing previous knowledge needed to effectively use that type of context clue. In this activity, students review finding synonyms that will be used in the example clues.



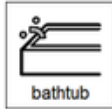
# definitions

Circle the word that is being defined.

1. A storm with very strong winds and rain.



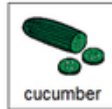
2. A large body of salt water where sharks live.



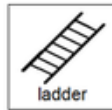
3. A vehicle that takes kids back and forth from school.



4. An orange vegetable that grows under the ground.



5. Something you use to climb up high.



6. A machine in the kitchen that automatically cleans dishes.



Christa Joy, Special Needs for Special Kids The Picture Communication Symbols ©1981-2  
Tobii Dynavox. All Rights Reserved Worldwide. Used with permission. Boardmaker® is  
trademark of Tobii Dynavox

Name: \_\_\_\_\_

Circle the word that is being defined.

1. A storm with very strong winds and rain.

- A. earthquake
- B. hurricane
- C. blizzard

2. A large body of salt water where sharks live.

- A. pond
- B. bathtub
- C. ocean

3. A vehicle that takes kids back and forth from school.

- A. school bus
- B. bike
- C. jet

4. An orange vegetable that grows under the ground.

- A. carrot
- B. orange
- C. cucumber

5. Something you use to climb up high.

- A. shovel
- B. tape
- C. ladder

6. A machine in the kitchen that automatically cleans dishes.

- A. blender
- B. dishwasher
- C. washing machine











Christa Joy, Special Needs for Special Kids The Picture Communication Symbols ©1981-2019 by  
Tobii Dynavox. All Rights Reserved Worldwide. Used with permission. Boardmaker® is a  
trademark of Tobii Dynavox

In this activity, students review finding definitions for words that will be used in the definition clues. Each set of review sheets also comes with a version that only has words and no pictures.













Expensive and cheap are antonyms or opposites. They contrast one another. Find the antonyms to the words below.

# antonyms

 war	<input type="text"/>	 loud	<input type="text"/>
 day	<input type="text"/>	 summer	<input type="text"/>
 sunny	<input type="text"/>	 rich	<input type="text"/>
 wet	<input type="text"/>	 sad	<input type="text"/>
 fast	<input type="text"/>	 start	<input type="text"/>

Match to the antonym on the previous page.

 winter	 quiet	 night	 peace	 happy
 finish	 slow	 stormy	 dry	 poor

Name:

Circle the antonym for each word

Answer key

- war >> peace
- loud >> quiet
- day >> night
- summer >> winter
- sunny >> stormy
- rich >> poor
- wet >> dry
- sad >> happy
- fast >> slow
- start >> finish

- |              |              |               |               |
|--------------|--------------|---------------|---------------|
| 1. calm      | A. upset     | B. quiet      | C. tranquil   |
| 2. lofty     | A. important | B. lowly      | C. high       |
| 3. rapid     | A. sluggish  | B. quick      | C. confused   |
| 4. rigid     | A. flexible  | B. stiff      | C. unwavering |
| 5. sorrow    | A. joy       | B. despair    | C. frigid     |
| 6. interior  | A. inner     | B. aside      | C. exterior   |
| 7. immense   | A. huge      | B. giant      | C. tiny       |
| 8. late      | A. early     | B. tardy      | C. absent     |
| 9. destroy   | A. build     | B. ruin       | C. demolish   |
| 10. generous | A. giving    | B. charitable | C. greedy     |

Finally, in this activity, students review finding antonyms for words that will be used in the contrast clues.

Again, there are 2 worksheets with pictures and 2 with just words.

Name: \_\_\_\_\_

1. The challenge word is circled. Highlight it.
2. Underline the words you can use as example clues.
3. Put a box around any examples given in the sentence
4. Circle one of the choices you could use as a replacement word.
5. Check if your new sentence makes sense.

1. There was a torrential downpour, unlike the light drizzle earlier in the day.

2. There was a torrential downpour, unlike the light drizzle earlier in the day.

3. There was a torrential downpour, unlike the light drizzle earlier in the day.

4. There was a torrential downpour, unlike the light drizzle earlier in the day.



5. There was a \_\_\_\_\_ downpour, unlike the light drizzle earlier in the day.

# synonyms

There are 10 worksheets that have students work through the steps using each type of context clue. These are for using example clues.

Name: \_\_\_\_\_

1. The challenge word is circled. Highlight it.
2. Underline the words you can use as example clues.
3. Put a box around any examples given in the sentence
4. Circle one of the choices you could use as a replacement word.
5. Check if your new sentence makes sense.

1. The cat was stealthy, not loud and clumsy like the dog.

2. The cat was stealthy, not loud and clumsy like the dog.

3. The cat was stealthy, not loud and clumsy like the dog.

4. The cat was stealthy, not loud and clumsy like the dog.



5. The cat was \_\_\_\_\_, not loud and clumsy like the dog.



Name:

# definitions

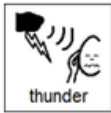
1. The challenge word is circled. Highlight it.
2. Put a box around the definition clue given in the sentence.
3. Underline the words you can use as the definition.
4. Circle one of the choices you could use as a replacement word.
5. Check if your new sentence makes sense.

1. We heard a tabor, or small drum, across the campground.

2. We heard a tabor, or small drum, across the campground.

3. We heard a tabor, or small drum, across the campground.

4. We heard a tabor, or small drum, across the campground.



thunder



small drum



horn

5. We heard a \_\_\_\_\_ across the campground.

Name:

1. The challenge word is circled. Highlight it.
2. Put a box around the definition clue given in the sentence.
3. Underline the words you can use as the definition.
4. Circle one of the choices you could use as a replacement word.
5. Check if your new sentence makes sense.

1. I want to be an entomologist or expert on bugs when I grow up.

2. I want to be an entomologist or expert on bugs when I grow up.

3. I want to be an entomologist or expert on bugs when I grow up.

4. I want to be an entomologist or expert on bugs when I grow up.



metalworker



farmer



expert on bugs

5. I want to be an \_\_\_\_\_ when I grow up.

There are 10 worksheets for using definition clues.

Name: \_\_\_\_\_

# antonyms

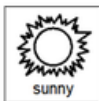
1. The challenge word is circled. Highlight it.
2. Put a box around any opposite clues given in the sentence.
3. Underline the words you can use as opposites.
4. Circle one of the choices you could use as a replacement word.
5. Check if your new sentence makes sense.

1. There was a torrential downpour, unlike the light drizzle earlier in the day.

2. There was a torrential downpour, unlike the light drizzle earlier in the day.

3. There was a torrential downpour, unlike the light drizzle earlier in the day.

4. There was a torrential downpour, unlike the light drizzle earlier in the day.



5. There was a \_\_\_\_\_ downpour, unlike the light drizzle earlier in the day.

Christa Joy, Special Needs for Special Kids  
The Picture Communication Symbols ©1981–2022 by Tobii Dynavox. All Rights Reserved  
Worldwide. Used with permission. Boardmaker® is a trademark of Tobii Dynavox

## Answer Key

1. There was a **torrential** downpour, unlike the light drizzle earlier day.  
• Answer: heavy
2. The new puppy was **rambunctious**, unlike our calm, quiet puppy.  
• Answer: crazy
3. Rebuilding the cabin was an **insurmountable** task, not a simple job of putting up the tent.  
• Answer: impossible
4. Judah was **meticulous** with his work, not careless as his brother.  
• Answer: careful
5. The cat was **stealthy**, not loud and clumsy like the dog.  
• Answer: quiet
6. Stella look pretty **content** about it, not upset or frustrated at a friend.  
• Answer: happy
7. The story seemed **unfathomable** to me although he swore it was true.  
• Answer: impossible
8. As an old man he suffered from **alopecia**, although he used to have long hair.  
• Answer: baldness
9. **Throngs** of people clogged the stores on Saturday unlike the empty mall on Wednesday.  
• Answer: crowds
10. It was **sweltering** outside, however it cooled off once it rained.  
• Answer: hot

There are 10 worksheets for using contrast or opposite clues. Each set of worksheets includes an answer key.

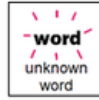


## Context Clues Quiz

1. Context clues can help you figure out what?



size



unknown word



location

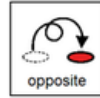
2. What type of clue could you use for this: The calamitous tornado consisted of powerful winds that destroyed the town.



example



definition



opposite


3. What word is often used with definition context clues?



like



not



or

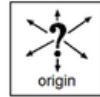
4. Contrast clues often tell you the \_\_\_\_\_ of the word you don't know.



opposite



definition



origin


5. What should you always do after you think you know what the unknown word means?



tell someone



check it



erase it

## Context Clues Quiz

1. Context clues can help you figure out what?

- A. Size
- B. Unknown word
- C. Location

2. What type of clue could you use for this: The calamitous tornado consisted of powerful winds that destroyed the town.

- A. Example
- B. Definition
- C. opposite

3. What word is often used with definition context clues?

- A. Like
- B. Not
- C. Or

4. Contrast clues often tell you the \_\_\_\_\_ of the word you don't know.

- A. Opposite
- B. Definition
- C. Origin

5. What should you always do after you think you know what the unknown word means?

- A. Tell someone
- B. Check it
- C. Erase it

FINALLY there is a 5 question quiz. It comes in this version with pictures and one that is traditional multiple choice.

Answer key included.

*This resource comes in a zipped folder. You will need to unzip the folder to access all the contents which include:*

- *16 days of lesson plans*
- *Group activity directions*
- *Color version of activities*
- *Black and white version of activities*
- *Using Context Clues book (PowerPoint) to use with activities*
- *Digital versions of activities*

**Also digital activities**



Listen to the movie on using context clues



*This unit has digital versions of the activities as well. There is a movie version of the book students can watch.*

great for review

1. The cat was stealthy, not loud and clumsy like the dog.

2. The cat was stealthy, not loud and clumsy like the dog.

3. The cat was stealthy, not loud and clumsy like the dog.

4. The cat was stealthy, not loud and clumsy like the dog.



5. The cat was , not loud and clumsy like the dog.











1. The challenge word is circled.
2. Underline the words you can use as example clues.
3. Put a box around any examples given in the sentence
4. Circle one of the choices you could use as a replacement word.
5. Type in the new word and check if your new sentence makes sense.



There are 2 sets of slides.  
One set has no  
differentiation. Students  
will have to do some (not  
much) typing.



perfect for every learning level

 medal	<input type="text"/>	 beautiful	<input type="text"/>
 car	<input type="text"/>	 large	<input type="text"/>
 rabbit	<input type="text"/>	 hat	<input type="text"/>
 house	<input type="text"/>	 run	<input type="text"/>
 cold	<input type="text"/>	 story	<input type="text"/>

Anxious and nervous are synonyms, two different words that mean basically the same thing. Find the synonym for the pictures on the other side of this slide.

 hare	 freezing	 fairy tale	 happy
 automobile	 award	 home	 nervous
 huge	 jog		

The second set has color-coding for differentiation. Students will have to do some (not much) typing. There are a total of 38 slides in each set.

**SAVE MONEY AND GET THIS UNIT  
AS PART OF THE READING  
STRATEGIES BUNDLE**

**CLICK HERE**

