

**SPECIAL
EDUCATION**

COLD WAR 1947-1981



INCLUDES GOOGLE SLIDES



This unit was created with this guy in mind. He has autism and an intellectual disability. He is a non-reader, and has trouble focusing for more than a few minutes. With some support he is able to do this unit, and enjoys the challenge. He is my tester!!

Cold War Unit for Special Education

By
Christa Joy
Special Needs for Special Kids



Table of Contents

Worksheet pages	Title
4-57	The Cold War
58-60	Vocabulary board
91-71	Vocabulary cards
72-91	Vocabulary cards cut and paste
92-105	Circle maps
106-111	Sorting activity
112-124	Life Sized Timeline
125-131	Cut and paste timeline
132-134	Countries in the war
135-145	Cloze worksheets (review)
146-163	Assessments
164-165	Terms of Use

In separate files you will find:

- Lesson plan
- Links to digital activities
- Voice recorded PowerPoint show

This unit contains over 150 pages of material. I have included a detailed lesson plan to help you make the most of everything in this unit including how to add some group activities.

The Cold War Lesson Plan

Preparation

- Print out a vocabulary board for each student to use throughout unit
 - Laminate or place in page protector
- Book
 - Print out, laminate, and bind
 - OR your students can listen to the pre-recorded version
- Vocabulary cards
 - Print out a set of cards onto cardstock and laminate
 - Make one set for each student and also one for the teacher to use in I Spy games
- Print the large timeline cards on cardstock and laminate.
 - For additional ideas on how to use these, go to:
<https://specialneedsforspecialkids.org/2018/06/13/making-a-life-sized-timeline/>

Preassessment (do day 1 before starting lesson)

- Choose the form of the assessment that best fits the learning level of your students
- Give the assessment to assess what your students may already know
- I cannot emphasize enough how important this step is. If you want to see growth, this preassessment is so important!!

Teaching Tips

1. *Color Coding:* this is a really easy way to add more structure to a matching activity. Outline or color in an empty box or sorting label. Outline or color in the corresponding picture symbols the same colors. Becomes a color matching task.
 - a. For more info, read more here:
<https://specialneedsforspecialkids.org/2015/09/05/using-color-coding-for-differentiation/>
 - b. I also have a blog post on differentiating one activity 3 ways:
<https://specialneedsforspecialkids.org/2018/10/22/differentiating-1-activity-3-ways-easily-and-effectively/>
2. *Make you own copies of the activities:* Every day I review the activity we did yesterday. For that reason:

The lesson plans contain:

Overall tips for teaching
students with significant
needs

Quick Look

Day	Activity	Day	Activity
1	<ul style="list-style-type: none">• Book• Vocab cards introduction• Circle map	8	<ul style="list-style-type: none">• Book• Vocab cards activity• Cut and paste timeline
2	<ul style="list-style-type: none">• Book• Vocab cards activity• Large timeline activity• Circle map	9	<ul style="list-style-type: none">• Book• Vocab cards cut and paste
3	<ul style="list-style-type: none">• Book• Vocab cards activity• Large timeline activity• Circle Map	10	<ul style="list-style-type: none">• Book• Vocab cards activity• Close worksheet
4	<ul style="list-style-type: none">• Book• Vocab cards activity• Large Timeline Activity• Circle Map	11	<ul style="list-style-type: none">• Book• Vocab cards activity• Close worksheet
5	<ul style="list-style-type: none">• Book• Vocab cards activity• Large Timeline Activity• Countries in the war	12	<ul style="list-style-type: none">• Book• Vocab cards activity• Close worksheet
6	<ul style="list-style-type: none">• Book• Vocab cards activity• Large Timeline Activity• Sorting activity	13	<ul style="list-style-type: none">• Book• Vocab cards activity• Close worksheet
7	<ul style="list-style-type: none">• Book• Vocab cards activity• Large Timeline Activity• Sorting activity	14	<ul style="list-style-type: none">• Assessment

The lesson plans contain:

A quick look at what you will do each day

Day 2

Activity	Notes	Materials
Read or listen to a recording of the book (15 minutes)	<ul style="list-style-type: none">• Read through the story, asking lots of questions• Continue to make connections between book and vocabulary board	<ul style="list-style-type: none">• Book• Vocabulary board
Vocabulary cards I Spy Game (10 minutes)	<ul style="list-style-type: none">• Determine how many cards your students can handle in front of them. This can vary, some students may be able to have all the cards, so may only be able to handle a field of 3-5• Discuss relevant points on the card<ul style="list-style-type: none">◦ You can also play this game in this manner having them find the symbol on their vocabulary board	<ul style="list-style-type: none">• Vocabulary cards (student set and teacher set)• Vocabulary board
Large Timeline Cards (10 minutes)	<ul style="list-style-type: none">• Pass the cards out to the students and have them arrange themselves in the correct order<ul style="list-style-type: none">◦ You can put index cards with the date on the floor ahead of time, so they just <u>have to</u> find the card that matches the date on their flashcard• Since this is the first time using these large cards, I talk through the timeline for them.• Have each student step forward as you talk about their card	<ul style="list-style-type: none">• Large timeline cards
Circle map review (5 minutes)	<ul style="list-style-type: none">• Review the circle map completed yesterday	<ul style="list-style-type: none">• Circle map completed yesterday
Circle Map (10 minutes)	<ul style="list-style-type: none">• Do the circle map about the Cuban Missile Crisis• Choose the best version (errorless or not) depending on the learning level of your students• Students cut out symbols and place in circle map• Make connections to the book as necessary	<ul style="list-style-type: none">• Circle map• Scissors• Glue
Sharing (10 minutes)	<ul style="list-style-type: none">• Each student shares their circle map with the group using the communication method of their choice	<ul style="list-style-type: none">• Completed circle maps• Communication devices

The lesson plans contain:

Detailed instructions on how that day's lesson should run

This unit comes with a vocabulary board.

Vocabulary boards are great for ALL students to assist with participation and engagement in group discussions.

Tips on how to use in the unit!!



Christa Joy, Special Needs for Special Kids
The Picture Communication Symbols ©1981–2018 by Tobii Dynavox. All Rights Reserved
Worldwide. Used with permission. Boardmaker® is a trademark of Tobii Dynavox

The **Cold War** was a different kind of war. It was often a war of words with each country threatening the other, but not really engaging in military action.



Christa Joy, Special Needs for Special Kids

There is a 54 page book with simple text and photos that outlines the history of the Cold War.

The **Bay of Pigs** was a battle between the US and Cuba. The United States lost and the Soviet Union became involved, resulting in the Cuban Missile Crisis.



Christa Joy, Special Needs for Special Kids

They come in a pdf version as well as voice recorded PowerPoint (so you don't have to print it out.)

Cold War 1947-1991

Time of tension between two superpowers, United States and Soviet Union.



capitalism

System where the people own and run everything with little to no involvement from the government.



communism

System where all property is owned by the government and everyone works for the common good of all people.



Proxy war

A war instigated by a major power that does not itself become involved.



Joseph Stalin

Ruthless leader of the Soviet Union who led them into the Cold War. He had many people killed who threatened to take his place.



totalitarian

Ruler who has complete control of the country and will eliminate or kill anyone who is a threat.



NATO

Agreement among the democratic countries to use military force if needed to prevent the Soviet Union from attacking and occupying any more of Europe.



Warsaw Pact

Agreement among the communist countries to come together and prevent any attack that may come from the United States or the United Kingdom against the Soviet Union.



There are 20 vocabulary cards that come in color and black and white.

Included are suggestions for group activities to do with these each day.

Fidel Castro

A ruthless leader, and he took control of Cuba and businesses there were owned by the United States in 1959.



Bay of Pigs

In 1961, when the United States tried to invade Cuba and remove Castro. They failed.



Cuban Missile Crisis

A confrontation between the United States and the Soviet Union in 1962 over the presence of missile sites in Cuba. Almost led to World War 3.




Détente

Time after the Cuban Missile Crisis when the United States and Soviet Union were starting to talk and get along.



There is an activity where students will match either the picture to the definition (easier) or the definition to the picture (harder).



Space Race



superpowers



Sputnik



NASA



Agreement among the communist countries to come together and prevent any attack that may come from the United States or the United Kingdom against the Soviet Union.

A war instigated by a major power that does not itself become involved.

A ruthless leader, and he took control of Cuba and businesses there were owned by the United States in 1959.

Dividing line that went through Europe making it two separate areas, one communist and one not communist.

A technological competition between the two superpowers to see who could get into space first.

In 1961, when the United States tried to invade Cuba and remove Castro. They failed.

Agreement among the democratic countries to use military force if needed to prevent the Soviet Union from attacking and occupying any more of Europe.

System where the people own and run everything with little to no involvement from the government.

United States and the Soviet Union to take control of the world.


A sudden, violent seizure of power by a small group of people.

The United States and the Soviet Union who put the first satellite in orbit.

First satellite to orbit the Earth. It was launched by the Soviet Union.

Errorless version

Cut apart pictures and place in circle map about Cold War.




Cut apart pictures and place in circle map **ONLY IF** they relate to Cold War.




ChristaJoy, Special Needs!
The Picture Communication Symbols ©1981-2018
Worldwide. Used with permission. Boardmak

There are 4 circle maps in this unit. There is one that covers the general information on the Cold War covered in the book. There are also circle maps on the Cuban Missile Crisis, Arms Race, and the Space Race.



Errorless version

Cut apart pictures and place in circle map about battles and main events of Cuban Missile Crisis.






Cut apart pictures and place in circle map **ONLY IF** they relate to the Cuban Missile Crisis.








Circle maps are a great way for students to see the concept at a glance. There are 2 versions:



- One is errorless
- One has wrong answers mixed in students will have to set aside













 United States	 Soviet Union
---	--

 Stalin	 NATO	 Warsaw Pact	 helped Cuba	 president
 communism	 capitalism	 Sputnik	 first to moon	 totalitarian
 Reagan	 Gorbachev	 NASA	 Bay of Pigs	


Christa Joy, Special Needs for Special Kids
The Picture Communication Symbols ©1981-2018 by Tobii Dynavox. All Rights Reserved
Worldwide. Used with permission. Boardmaker® is a trademark of Tobii Dynavox.

 Arms Race	 Space Race
--	---

 nuclear weapons	 the most	 first	 weapons	 satellite
 explore space	 missiles	 Sputnik	 first to moon	 NASA

Christa Joy, Special Needs for Special Kids
The Picture Communication Symbols ©1981-2018 by Tobii Dynavox. All Rights Reserved
Worldwide. Used with permission. Boardmaker® is a trademark of Tobii Dynavox.

There are 2 sorting activities.
One is on the United States and the Soviet Union. The other one is on the Arms Race and the Space Race.



Color the superpowers in the Cold War.

Superpowers




Christa Joy, Special Needs for Special Kids

Color in the US and Cuba.



Christa Joy, Special Needs for Special Kids
The Picture Communication Symbols ©1981-2018 by Tobii Dynavox. All Rights Reserved
Worldwide. Used with permission. Boardmaker® is a trademark of Tobii Dynavox

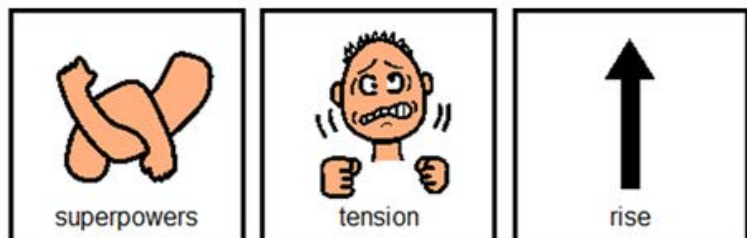
There is a map of the countries involved in the Cold War. The countries are outlined for more support. There is a differentiated version provided.





1947

Tensions rise between the two superpowers. The Cold War begins.



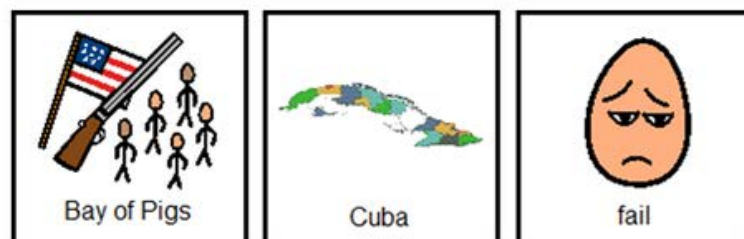
Christa Joy, Special Needs for Special Kids
The Picture Communication Symbols © 1981-2018 by Tobii Dynavox. All Rights Reserved
Worldwide. Used with permission. Boardmaker® is a trademark of Tobii Dynavox



1961

Bay of Pigs

The US attacks Cuba to remove Castro. They failed.



Christa Joy, Special Needs for Special Kids
The Picture Communication Symbols © 1981-2018 by Tobii Dynavox. All Rights Reserved
Worldwide. Used with permission. Boardmaker® is a trademark of Tobii Dynavox

There are 12 large timeline cards included in this unit.

Although students will not be learning specific dates, they will be able to learn the general sequence of events.

Time Line

1945

1947

1949

1955





1957

1959

1961

1962




Time Line

1969

1962-
1981

1989

1991



The Picture Corner
Worldwide!

Timeline symbols



After working with the large timeline cards for a few days, students will then complete a cut and paste activity using the same events. There is a differentiated version as well.



Cold War facts

1. The Cold War began after ended.
2. The 2 superpowers involved were and .
3. was the leader of the Soviet Union.
4. NATO was created to stop from advancing.
5. The Warsaw Pact was made to protect Soviet Union from .



Worldwide. Used with permission. Boardmaker® is a trademark of Tobii Dynavox

Cuban Missile Crisis

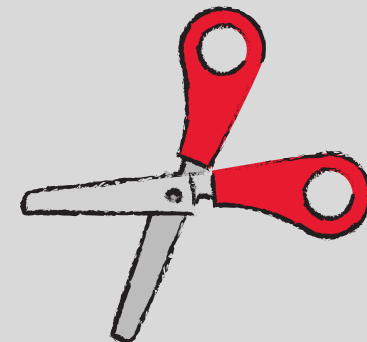
1. The Soviet Union was giving to Cuba.
2. was the leader of Cuba.
3. The US was worried the Soviet Union would them from Cuba.
4. It was a time.
5. An agreement was reached between and .



Christa Joy, Special Needs for Special Kids
The Picture Communication Symbols ©1981-2018 by Tobii Dynavox. All Rights Reserved
Worldwide. Used with permission. Boardmaker® is a trademark of Tobii Dynavox

Close worksheets are a great informal assessment. This unit has 5 worksheets that review the main facts of the Cold War, the Cuban Missile Crisis, the Arms Race and the Space Race.

Answer key included.



1. The Cold War took place after:



Cuban Missile Crisis



Fourth of July

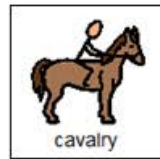


World War 2


2. The Cold War was a war of:



words




cavalry




kids

3. The Cold War was a battle between:



neighbors



kings and queens




United States & Soviet Union


4. Neither superpower really fought in the war, they supported other countries to fight for them:



Cuban Missile Crisis



proxy wars




cheating

5. Many countries were worried about the spread of:



communism



germs



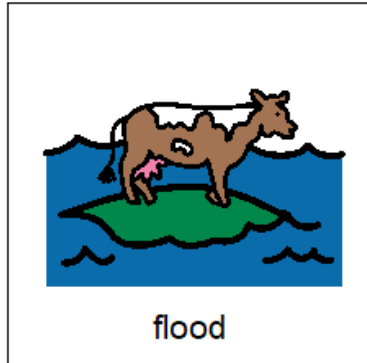

flood

FINALLY the assessment!! There are 3 versions. This version has 10 questions with 3 picture choices for each question.

Answer key included.

Print onto cardstock or mount on index cards. Cut pictures apart and show student answer choices for each question.

Q 5



Q 6



With this version, you cut out the answer choices and glue them on index cards. Ask the student the question, and they point to the correct answer.

1. The Cold War took place after:
 - A. Cuban Missile Crisis
 - B. Fourth of July
 - C. World War 2
2. The Cold War was a war of:
 - A. Words
 - B. Cavalry
 - C. kids
3. The Cold War was a battle between:
 - A. Neighbors
 - B. Kings and queens
 - C. United States and Soviet Union
4. Neither superpower really fought in the war, they supported other countries to fight for them:
 - A. Cuban Missile Crisis
 - B. Proxy wars
 - C. Cheating
5. Many countries were worried about the spread of:
 - A. Communism
 - B. Germs
 - C. Flood
6. This was formed by the US to keep the Soviet Union from advancing across Europe:
 - A. NATO
 - B. Warsaw Pact
 - C. Jail

This is your traditional multiple choice version. It can also be used as a recording sheet if your students are using the version with index cards.

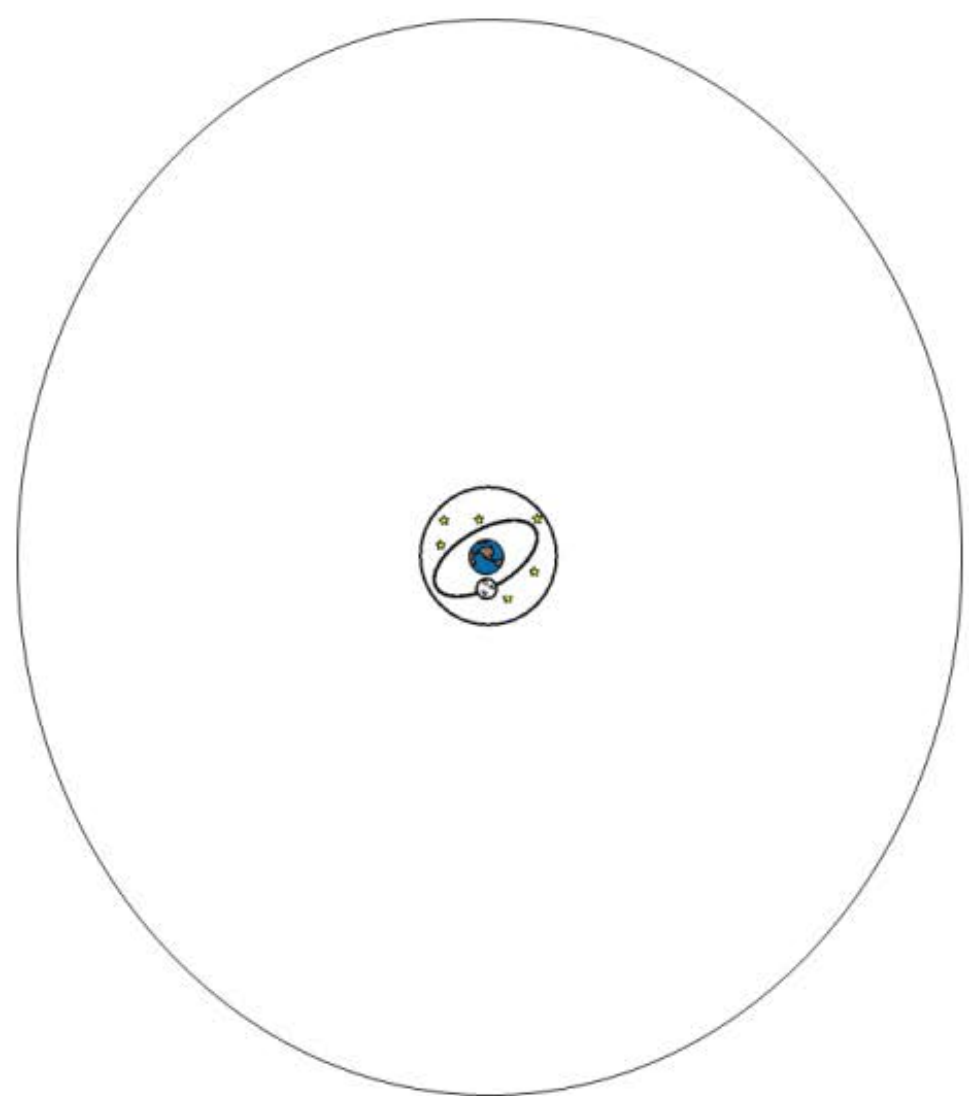
Proxy wars were wars fought between countries other than the superpowers but were supported with weapons and money by the superpowers.




Christa Joy, Special Needs for Special Kis

Watch the movie on the Cold War.

This unit also has digital activities. There is a movie version of the books students can listen to read aloud.




Place the pictures in circle map about The Space Race.



The digital activities have students click and drag their answers.



Sort the pictures into the correct column depending on what it was related to. If you are not sure, place it on the middle line.



There are 2 sets of slides. One set has color-coding for more support.



I realize there will be some students out there unable to do cutting activities. I have a blog post with ways to complete activities without a pair of scissors!!

All of the activities (except the books and timeline cards) come in color and black and white.

[Click Here to read more!!](#)