

The background of the entire image is a close-up, slightly blurred photograph of the United States flag, showing the stars and stripes in detail. The flag is waving, creating a sense of movement. The colors are vibrant, with a deep blue, bright red, and clean white.

# US CIVICS CURRICULUM

**6 UNITS**  
**17 WEEKS**

**SPECIAL EDUCATION**

JOY  
2  
TEACH



## For students who:

- are emerging or non-readers
- take alternate assessments
- are in special education
- short-attention span
- lack pre-requisite skills
- benefit from the use of pictures for support
- middle/high school

## Why you need this bundle:

- If you teach multiple grade levels, you have all you need in one place.
- Having the same layout for each unit reduces students' anxiety and allows them to focus on the content.
- Aligned with extended learning standards.
- Saves you money
- Saves you time.

This bundle includes 6 different units that cover important civics topics:

- Branches of Government (4 weeks)
- Presidential Election (3 weeks)
- State/Local Governments (3 weeks)
- Lobby & Special Interest Groups (2 weeks)
- US Economy & Federal Reserve (3 weeks)
- Economics Supply and Demand (2 weeks)

All units have  
printable AND  
digital  
versions

All the units are structured similarly so students become familiar with the type of activities and can concentrate more on the content. Most units include:

- Detailed lesson plans
- Book
- Vocabulary
- Circle maps
- Sorting activities
- Sequencing/organizational charts
- Close worksheets
- Assessments (3 versions)

The activities are differentiated to allow more students to participate in the same activity.

- Saves you time
- Fosters inclusion



**KEEP SCROLLING FOR ALL THE DETAILS**



# Table of Contents

Pages	Activity
4-43	Lobbying and Special Interest Groups
44-46	Vocabulary board
47-55	Vocabulary cards
56-72	Vocabulary cut and paste
73-83	Circle maps
84-89	Sequencing lobbying process
90-97	Sorting activities (by special interest group)
98-101	Writing a letter to your legislator
102-114	Sudoku
115-116	Word Search
117-124	Close worksheets
125-142	Assessment
143-144	Terms of Use

Also included with this unit in separate files:

- Lesson plans
- Voice recorded PowerPoint show
- Directions and links to digital activities

Every unit has lots of different activities and ways for students to learn about the topic in that unit.

# Lesson plan

## Day 3

Activity	Notes	Materials
Read or listen to a recording of the book: (10 minutes)	<ul style="list-style-type: none"> <li>• Read through the story, asking lots of questions</li> <li>• Continue to make connections between book and vocabulary board</li> </ul>	<ul style="list-style-type: none"> <li>• Book</li> <li>• Vocabulary board</li> </ul>
Vocabulary cards I Spy Game (10 minutes)	<ul style="list-style-type: none"> <li>• I play this game see description on day 2</li> <li>• Today, try to give clues about the card your student needs to find               <ul style="list-style-type: none"> <li>◦ Read definition</li> <li>◦ Show real photo that relates to card from book</li> <li>◦ Describe the picture</li> </ul> </li> <li>• Discuss relevant points on the card               <ul style="list-style-type: none"> <li>◦ You can also play this game in this manner having them find the symbol on their vocabulary board</li> </ul> </li> </ul>	<ul style="list-style-type: none"> <li>• Vocabulary cards (student set and teacher set)</li> <li>• Vocabulary board</li> </ul>
Circle map review (5 minutes)	<ul style="list-style-type: none"> <li>• Review the circle map completed yesterday</li> </ul>	<ul style="list-style-type: none"> <li>• Worksheet completed yesterday</li> </ul>
Circle map (10 minutes)	<ul style="list-style-type: none"> <li>• Do the circle map on the <b>Judicial Branch</b></li> <li>• Choose the best version depending on the learning level of your students (see worksheet directions for more details)</li> <li>• Add color coding if needed</li> <li>• Students complete the worksheet</li> <li>• Make connections to the book as necessary</li> </ul>	<ul style="list-style-type: none"> <li>• Worksheet</li> <li>• Scissors</li> <li>• Glue</li> </ul>
Sharing (10 minutes)	<ul style="list-style-type: none"> <li>• Each student shares their finished worksheet with the group using the communication method of their choice</li> </ul>	<ul style="list-style-type: none"> <li>• Completed worksheets</li> <li>• Communication devices</li> </ul>

Every unit has a detailed lesson plan with:

- suggestions
- overview
- daily step-by-step guide



Every unit has a vocabulary board while working through the unit. These are crucial for increasing participation and engagement .

Christa Joy, Special Needs for Special Kids  
 The Picture Communication Symbols ©1981–2019 by Tobii Dynavox. All Rights Reserved  
 Worldwide. Used with permission. Boardmaker® is a trademark of Tobii Dynavox



The United States uses an economic system based on capitalism called **democratic capitalism**.



## Book

Every unit has a book with simple text and engaging photos. It comes in:


- PowerPoint
- recorded PPT show
- mp4 (movie) file

The **Federal Reserve** was created in 1913 and is the nation's largest bank. It is located in Washington DC.



## Constitution

Each state has its own set of rules to follow.

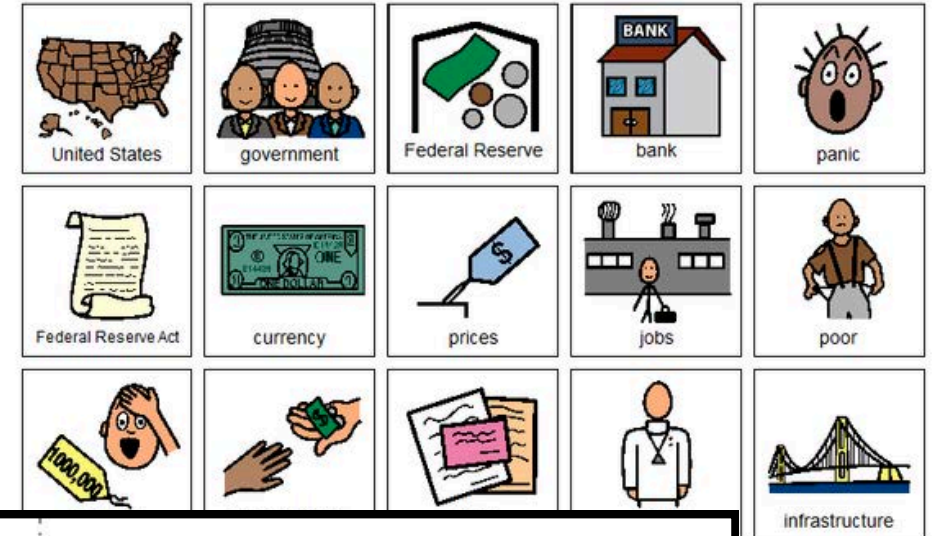


## federal government

Relates to the central government of the US located in Washington, DC.



# Vocabulary



## 10<sup>th</sup> Amendment

Amendment in the Constitution that gives states power to determine some of their own rules.



## state government

Relates to the officials and government that rules over each state.




## local government

Relates to the officials and government that rules over some towns and cities in a state.



## governor

Head of the executive branch of the state.



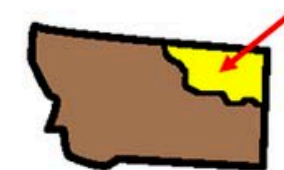
## bicameral

Describes a 2 house system that makes up the legislative branch.



## county

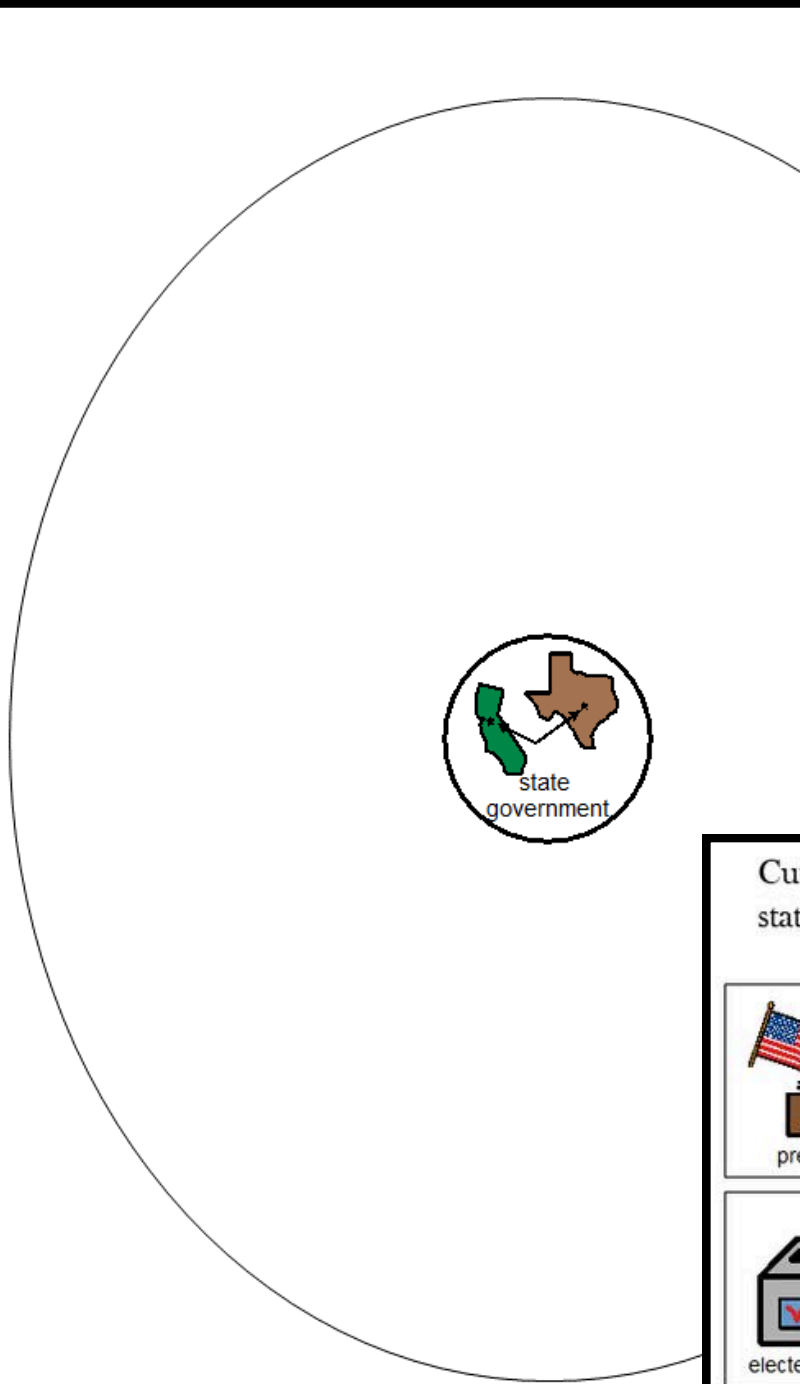
Large geographical areas in a state, that is often run by its own elected officials.



Every unit has vocabulary cards. There are suggestions for daily group activities to review these new definitions. There are also cut-and-paste activities for review.

# circle maps

Each unit includes a circle map to visually review the main facts from the book. There is an errorless option and an option with wrong answers mixed in.



Errorless version

Cut apart pictures and place in circle map about state government.




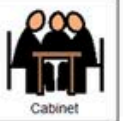

3 branches	bicameral system	governor	Supreme Court	constitution
elected officials	schools	police department	libraries	parks

Cut apart pictures and place in circle map **ONLY IF** they relate to state government.






president	bicameral system	governor	Supreme Court	constitution
elected officials	schools	police department	Queen	parks
3 branches	crayons	broccoli	libraries	bike

Christa Joy, Special Needs for Special Ki  
The Picture Communication Symbols ©1981–2019 by Tobii Dyn  
Worldwide. Used with permission. Boardmaker® is a trade

Match the correct branch of government with each job or responsibility listed.

 Press Secretary	
 Congress	
 EOP	
 Cabinet	
 Commander in Chief	

Match the correct branch of government with each job or responsibility listed.

 Justice	
 Speaker of the House	
 Vice President	
 Representative	
 President	

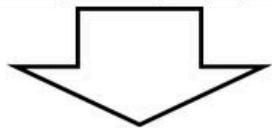
Match with duty or entity on previous page. (there are more than you need.)

 executive branch	 executive branch	 executive branch	 executive branch	 executive branch
 legislative branch	 legislative branch	 legislative branch	 legislative branch	 legislative branch
 Judicial branch	 Judicial branch	 Judicial branch	 Judicial branch	 Judicial branch
 executive branch	 executive branch	 executive branch	 executive branch	 executive branch
 legislative branch	 legislative branch	 legislative branch	 legislative branch	 legislative branch
 Judicial branch	 Judicial branch	 Judicial branch	 Judicial branch	 Judicial branch







Christa Joy, Special Needs for Special Kids  
The Picture Communication Symbols ©1981-2019 by Tobii Dynavox. All Rights Reserved  
Worldwide. Used with permission. Boardmaker® is a trademark of Tobii Dynavox.

Inflation **Increasing** ↑

 increases	 cost of a new car		 cars sold		 cars made		 jobs		 money people have
--	--	--	--	--	--	--	---	--	--



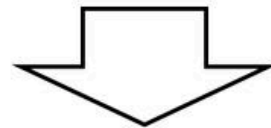
 Federal Reserve		 interest rates
--	--	---

					
---	---	---	---	---	---







Christa Joy, Special Needs for Special Kids  
The Picture Communication Symbols ©1981-2019 by Tobii Dynavox. All Rights Reserved  
Worldwide. Used with permission. Boardmaker® is a trademark of Tobii Dynavox.

Inflation **Decreasing** ↓

 decreases	 cost of doughnuts		 doughnuts sold		 doughnuts made		 jobs		 money people have
--	--	--	---	--	---	--	---	--	--



 Federal Reserve		 interest rates
--	--	---

					
---	---	---	---	---	---

Christa Joy, Special Needs for Special Kids  
The Picture Communication Symbols ©1981-2019 by Tobii Dynavox. All Rights Reserved  
Worldwide. Used with permission. Boardmaker® is a trademark of Tobii Dynavox.

Some units have matching or sequencing activities. Suggestions for differentiation or a differentiated version are included.

## Federal Reserve

1. The Federal Reserve is in charge of the  for the US.

2. The Federal Reserve helps to keep  low and steady.

3. The Federal Reserve was formed to help stop the  that were occurring in the late 1800's.



4. The Federal Reserve Act made sure every bank had enough .

5. The Federal Reserve is made up of  components that all work together.



3

three



## Federal Reserve

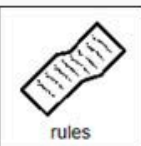
6. The Board of Governors studies the .

7. The Board of Governors also makes all the .

8. The  makes sure the rules are followed.

9. The 12 Reserve banks work with local .

10. The 12 Reserve Banks are also in charge of the money to run our .



The Picture Communication Symbols ©1981-2019 by Tobii Dynavox. All Rights Reserved  
Worldwide. Used with permission. Boardmaker® is a trademark of Tobii Dynavox.

## Review sheets

All units include fill-in-the-blank worksheets to review concepts covered in the book and unit.



1. The US is a democracy and has how many political parties?





2. Which party is represented by a donkey and the color blue?



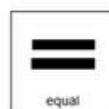
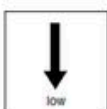
3. Which party is represented by an elephant and the color red?



4. Democrats believe in large government programs that are:




5. Republicans believe in smaller government programs and taxes that are:





Print onto cardstock or mount on index cards and show student answer choices for each question.

Q 8



Q 9



1. The US is a democracy and has how many political parties?

- A. 2
- B. 22
- C. 4

2. Which party is represented by a donkey and the color blue?

- A. Democrat
- B. Republican
- C. Green

3. Which party is represented by an elephant and the color red?

- A. Democrat
- B. Republican
- C. Green

4. Democrats believe in large government programs and taxes that are:

- A. low
- B. high
- C. equal

5. Republicans believe in smaller government programs and taxes that are:

- A. low
- B. high
- C. equal

6. The election process starts with a caucus or a :

- A. National Convention
- B. Primary
- C. popular vote

Christa Joy, Special Needs for Special Kids  
The Picture Communication Symbols ©1981-2019 by Tobii Dynavox. All Rights Reserved  
Worldwide. Used with permission. Boardmaker® is a trademark of Tobii Dynavox

# Assessments

Finally, each unit has an assessment that is available in 3 versions. These are given 1:1 and read aloud to the student. It also includes a traditional multiple-choice version included.

Christa Joy, Special Needs for Special Kids  
The Picture Communication Symbols ©1981-2019 by Tobii Dynavox. All Rights Reserved  
Worldwide. Used with permission. Boardmaker® is a trademark of Tobii Dynavox

Christa Joy, Special Needs for Special Kids  
The Picture Communication Symbols ©1981-2019 by Tobii Dynavox. All Rights Reserved  
Worldwide. Used with permission. Boardmaker® is a trademark of Tobii Dynavox

- All of these units include digital versions of the activities. These simply require the student to click and drag the answers. There is no drawing or typing involved.
- There are 2 complete sets of slides. One set is differentiated using color.

**Make great independent learning centers.**

Finally, the governor is helped by the lieutenant governor, the attorney general, and the secretary of state to name a few of the other members of the executive branch.

Watch the movie on State and Local Governments




Play (k)

Chris Joy, S... al Ne2:48 / 7:01al Kids

The movie version of the book from the unit.











Duty    Duty    Duty

Duty

Duty    Duty

Identify the duties of each branch of the Federal Reserve.

 government budget	 follow rules	 set currency
 create rules	 control inflation	 work with local banks

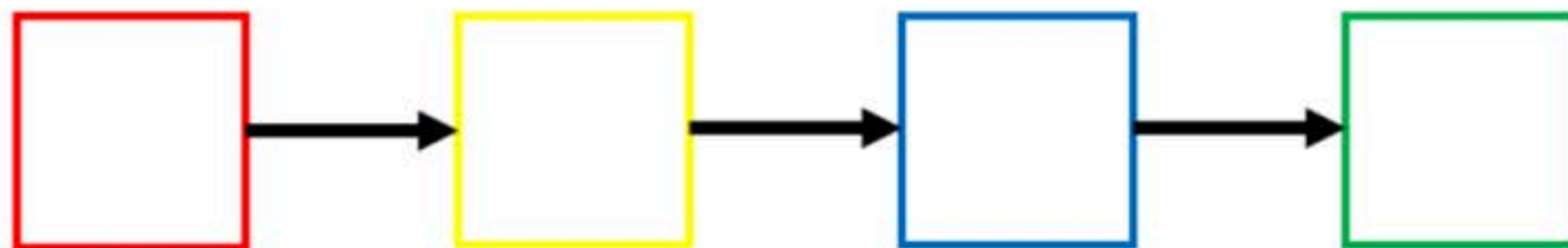
The PictureComm  
Worldwide Use

**Use for more review.**

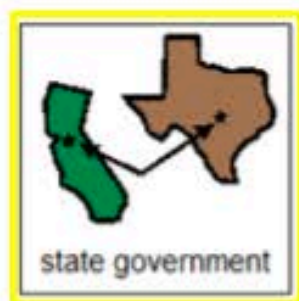
The digital activities are click and drag.

## Levels of Government

Perfect for any learning level.



Place the levels of government in the correct order from most to least powerful.



Each unit comes with a set of slides that are differentiated with color.

Christa Joy, Special Needs for Special Kids  
The Picture Communication Symbols ©1981-2019 by Tobii Dynavox  
Worldwide. Used with permission. Boardmaker® is a trademark.

**Still have questions?**

**Reach out at [specialneedsforspecialkids@gmail.com](mailto:specialneedsforspecialkids@gmail.com)**

**I will answer your question personally and promptly.**

