

Special Ed

# CHRISTIANITY



**ALSO INCLUDES GOOGLE SLIDES**





## For students who:

- are emerging or non-readers
- take alternate assessments
- are in special education
- short-attention span
- lack pre-requisite skills
- benefit from the use of pictures for support
- middle/high school



# World Religions: Christianity Unit for Middle School/HS

By  
Christa Joy  
Special Needs for Special Kids



Christa Joy, Special Needs for Special Kids  
The Picture Communication Symbols ©1981–2018 by Tobii Dynavox. All Rights Reserved  
Worldwide. Used with permission. Boardmaker® is a trademark of Tobii Dynavox

## Table of Contents

| Pages | Activity                                   |
|-------|--|
| 4-5   | Vocabulary board                           |
| 6-12  | Vocabulary cards                           |
| 13-29 | Vocabulary cut and paste                   |
| 30-33 | Circle map                                 |
| 34-36 | Christianity: main beliefs collage         |
| 37-41 | Christianity/Judaism sorting activity      |
| 42-44 | A day in the life of Jesus: writing prompt |
| 45-48 | King Cake recipe                           |
| 49-55 | Sudoku                                     |
| 56-57 | Word Search                                |
| 58-63 | Close worksheets                           |
| 64-74 | Assessment                                 |
| 75-76 | Terms of Use                               |

Also included in this resource as separate files:

- Lesson plans
- Links and directions to digital activities
- PowerPoint (**this is the book in the lesson plan**)
- Voice recorded PowerPoint
- Activities in black and white

Christa Joy, Special Needs for Special Kids  
The Picture Communication Symbols ©1981–2018 by Tobii Dynavox. All Rights Reserved  
Worldwide. Used with permission. Boardmaker® is a trademark of Tobii Dynavox

*This unit contains 2 weeks of material in print and digital formats. I have included a detailed lesson plan to help you make the most of everything in this unit including how to add some group activities.*

*This unit comes in 2 separate files, one in color and one in black and white.*

## Day 1


| Activity   | Notes  | Materials  |
|--|--|--|
| Read or listen to a recording of the book (15 minutes) | <ul style="list-style-type: none"><li>• Since this is the first-time students are seeing the book, I <b>focus a lot on the pictures</b><ul style="list-style-type: none"><li>◦ Ask lots of questions about what they might think the pictures mean or may relate to</li></ul></li><li>• <b>Make connections between book and vocabulary board</b> (have students find relevant symbols on their boards to go with a concept or photo on page.)</li><li>• Go through the book <b>twice</b>, once just looking at the photos and a second time reading the story</li></ul> | <ul style="list-style-type: none"><li>• book</li><li>• Vocabulary board</li></ul>                      |
| Vocabulary cards (5 minutes)                           | <ul style="list-style-type: none"><li>• This first day, I am just introducing and allowing the students to explore/look at the cards</li><li>• Make connections between cards and vocabulary board (have students matching symbols on the board)</li></ul>   | <ul style="list-style-type: none"><li>• Vocabulary cards</li><li>• Vocabulary board</li></ul>          |
| Circle map (10 minutes)                                | <ul style="list-style-type: none"><li>• Do the circle map on Christianity</li><li>• Choose the best version depending on the learning level of your students (see worksheet directions for more details)</li><li>• Add color coding if needed</li><li>• Students complete the worksheet</li><li>• Make connections to the book as necessary</li></ul>  | <ul style="list-style-type: none"><li>• Worksheet</li><li>• Scissors</li><li>• Glue</li></ul>          |
| Sharing (10 minutes)                                   | <ul style="list-style-type: none"><li>• Each student shares their finished worksheet with the group using the communication method of their choice</li><li>• This repetition is so important. Students are hearing the relevant vocabulary when:<ul style="list-style-type: none"><li>◦ Read the story</li><li>◦ Review the vocabulary cards and board</li><li>◦ Complete the circle map</li></ul></li></ul>   | <ul style="list-style-type: none"><li>• Completed worksheets</li><li>• Communication devices</li></ul> |

# 10 days

The lesson plans contain:

- Overall tips for teaching students with significant needs
- A quick look at what you will do each day
- Detailed instructions on how that day's lesson should run





This unit comes with a vocabulary board.

Vocabulary boards are great for ALL students to assist with participation and engagement in group discussions.

Tips on how to use in the unit!!



**Christianity** is the most practiced religion in the world today. Over 2.2 billion people follow its teachings; that is 1/3 of the entire population. Those who follow this religion are called **Christians**.



*There is a 35 page book with simple text and engaging photos.*

*It comes in a PowerPoint version as well as an mp4 (movie) version.*



### resurrection

To come back from the dead. Christians celebrate Jesus's resurrection at Easter.



### priest

The leader of a local Christian church who leads the service and performs ceremonies.



### Christianity

Most popular religion practiced by 1/3 of the world.



### Christian

Person who follows the Christian faith.




### pope

Priest who is the leader of the entire Catholic church.



### Seventh Day Adventists

Branch of Christianity that observes Saturday, not Sunday as the holy day.



### Jesus Christ

Christians believe he was the son of God who came to earth as a human and died on the cross for our sins.



### crucifixion

To be executed and tied to a cross.

There are 23 vocabulary cards included in the unit.

There are daily activities to do as a small group including cut and paste activities.

### Roman Catholic




### Eucharist



### mass




### Advent








Cut apart pictures and place in circle map about Christianity.



Cut apart pictures and place in circle map **ONLY IF** they relate to Christianity.

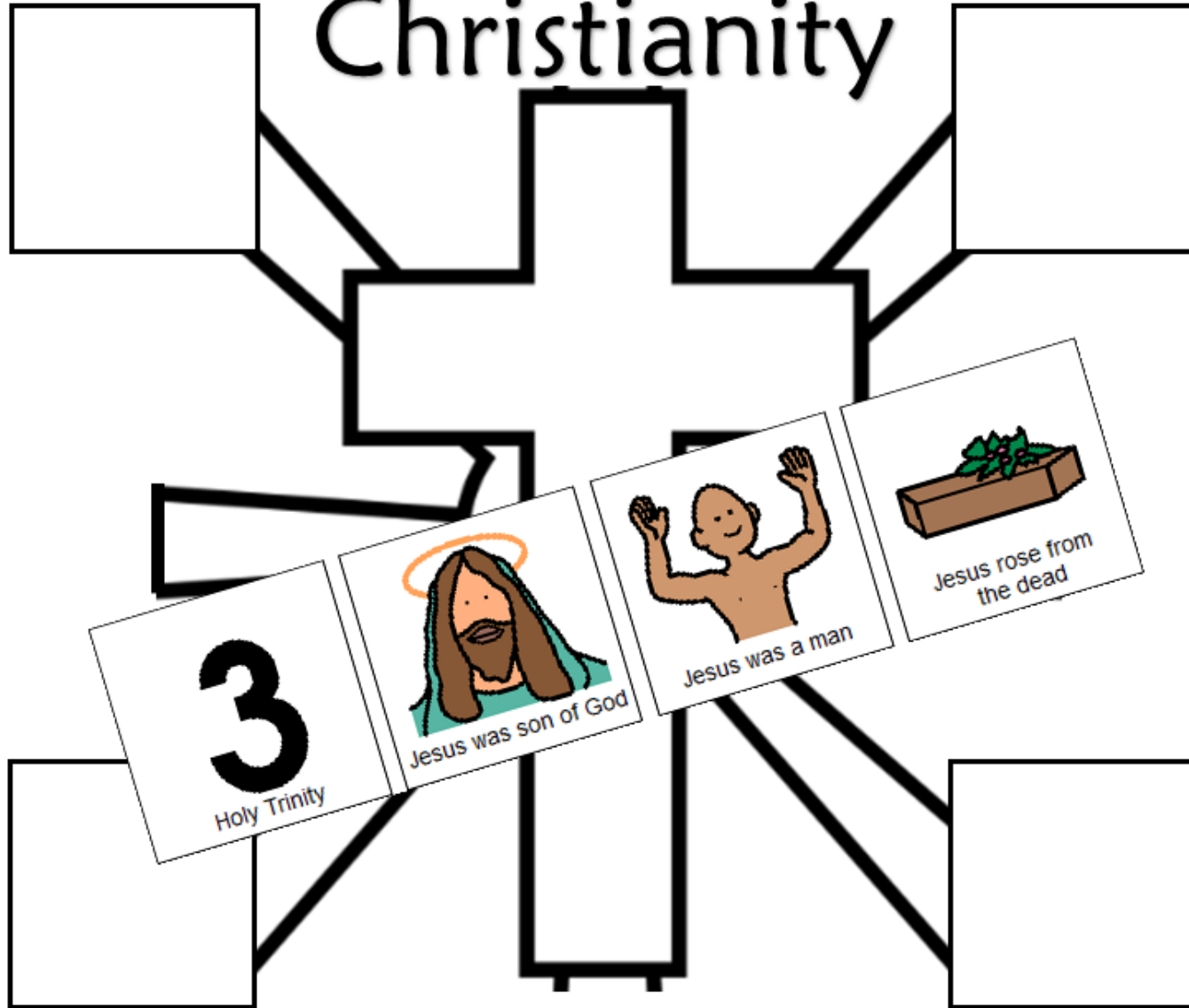


There is a circle map reviewing some main facts about Christianity.

Circle maps are a great way for students to see the concept at a glance. There are 2 versions:

- One is errorless
- One has wrong answers mixed in students will have to set aside

# Christianity



Christa Joy, Special Needs for Special Kids

The Picture Communication Symbols ©1981–2019 by Tobii Dynavox. All Rights Reserved  
Worldwide. Used with permission. Boardmaker® is a trademark of Tobii Dynavox

*There is a collage of the main beliefs of Christianity.*

*This is an errorless activity.*





Christianity



Judaism



Bible



Christian



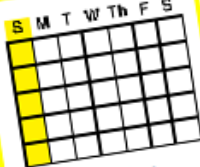
Hanukkah



Abraham



priest



Sunday



Jesus



Torah



Christmas



rabbi



Passover



Eucharist



Jew



kosher

3

Holy Trinity



church



baptism



Easter



Saturday



synagogue

There is a sorting activity looking at Christian and Jewish beliefs.

A color-coded version is included as shown here.

# A Day in the Life of Jesus

Jesus would wake up early and have  for breakfast.

He would then see .

One of his favorite things to do was to .

Jesus would travel  every day.

















Jesus would  many people.

|  |   |  |   |   |   |
|--|---|--|---|---|---|
| <br>bacon and eggs | <br>oatmeal        | <br>toast       | <br>fruit            | <br>bread            | <br>pancakes       |
| <br>his followers  | <br>his friends    | <br>Mary        | <br>John the Baptist | <br>the people       | <br>his family     |
| <br>pray           | <br>teach          | <br>speak       | <br>help others      | <br>walk alone       | <br>go to church   |
| <br>a long way   | <br>far away     | <br>for hours | <br>miles          | <br>to the village | <br>to the river |
| <br>help         | <br>take care of | <br>pray for  | <br>talk to        | <br>feed           | <br>serve        |










There is a writing prompt for students to write about a day in the life of Jesus. This is an errorless activity.





















# Christianity

|  |   |  |   |   |  |
|--|---|--|---|---|--|
|  | <br>Christianity |  |   |   | <br>Bible     |
|  |   | <br>cross     | <br>Eucharist    |   | <br>fish      |
| <br>cross         | <br>fish         |  | <br>Bible        | <br>priest | <br>Eucharist |
|  | <br>priest       | <br>Eucharist |   |   |  |
|  | <br>Eucharist    |  | <br>Christianity |   |  |
| <br>Christianity |   | <br>Bible    |   |   |  |

# Christianity

|   |   |  |  |
|---|---|--|--|
|   | <br>Bible        |  |  |
| <br>Christianity | <br>fish         | <br>Bible | <br>dove  |
|   | <br>Christianity |  | <br>Bible |
| <br>Bible       | <br>dove        |  |  |

Place the following images in the empty squares on the previous page, completing the sudoku puzzle.

|   |   |  |  |  |  |
|---|---|--|--|--|--|
| <br>Christianity | <br>Christianity | <br>Christianity | <br>Bible     | <br>Bible     | <br>Bible |
| <br>priest       | <br>priest       | <br>priest      | <br>Eucharist | <br>Eucharist | <br>cross |
| <br>cross        | <br>cross        | <br>fish         | <br>fish      | <br>fish      | <br>fish  |

There are vocabulary puzzles that come in 2 versions and suggestions for differentiation.

## Christianity

1. Christianity was founded by

2. Christians follow the teachings in the

3. Christians believe in

God who is really

4. Most Christians go to church on

5. Advent is the time before

3

three



Jesus



Sunday



Christmas

1

one



Bible

## Jesus

1. Christians believe Jesus was the

of God.

2. Jesus was baptized in a

by John the P

3. The teachings of Jesus are found in the

of the

4. Jesus was put to death on a

by the Romans.

5. Jesus rose from the dead

days later.




cross



New Testament



river



son

3

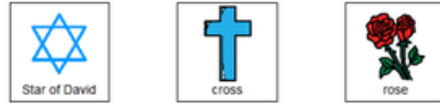
three

Close worksheets are a great informal assessment. This unit has 2 for Christianity and one covering Jesus. Suggestions for differentiation are included.

Answer key included.



1. The symbol often used for Christianity is a:



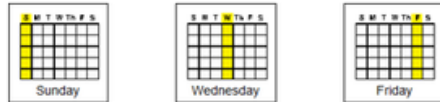
2. Christianity is based on the teachings from the life of:



3. The main book that Christians follow is the:



4. Most Christians observe the holy day on:




5. The symbol used after Jesus died to show you were a Christian was a:




Christa Joy, Special Needs for Special Kids  
The Picture Communication Symbols ©1981-2019 by Tobii Dynavox. All Rights Reserved  
Worldwide. Used with permission. Boardmaker® is a trademark of Tobii Dynavox

Print onto cardstock or mount on index cards. Cut pictures apart and show student answer choices for each question.

Q 5



Q 6



Christa Joy, Special Needs for Special Kids  
The Picture Communication Symbols ©1981-2019 by Tobii Dynavox. All Rights Reserved  
Worldwide. Used with permission. Boardmaker® is a trademark of Tobii Dynavox

1. The symbol often used for Christianity is a:

- Star of David
- Cross
- rose

2. Christianity is based on the teachings from the life of:

- Abraham
- Virgin Mary
- Jesus

3. The main book that Christians follow is the:

- Quran
- Torah
- Bible

4. Most Christians observe the holy day on:

- Sunday
- Wednesday
- Friday

5. The symbol used after Jesus died to show you were a Christian was a:

- lamb
- eagle
- fish

6. The season of Lent and Easter is a time to remember Jesus's:


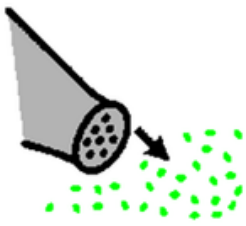
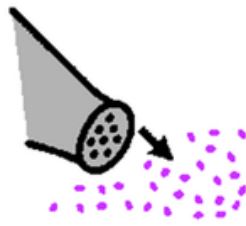
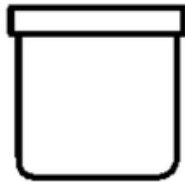

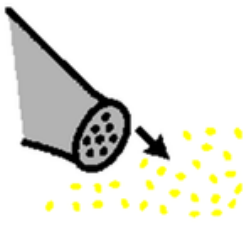
- birth
- resurrection
- singing

FINALLY the assessment!! There are 3 versions.

- 10 questions with 3 picture choices for each question
- cut out the answer choices and glue them on index cards
- traditional multiple choice




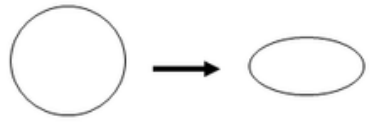


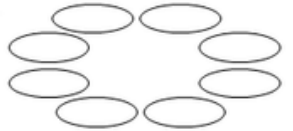







Answer key included.

# Ingredient Labels

|  |   |
|--|---|
| <br>canned cinnamon rolls | <br>green sprinkles          |
| <br>purple sprinkles      | <br>icing (comes with rolls) |
| <br>baby Jesus           | <br>yellow sprinkles        |

Christa Joy, Special Needs for Special Kids The Picture Communication Symbols ©1981-2020 by Tobii Dynavox. All Rights Reserved Worldwide. Used with permission. Boardmaker® is a trademark of Tobii Dynavox

# Group activity

|   |  |   |
|---|--|---|
| <br>open         | 1. Open the can of cinnamon rolls and separate.  | <br>canned cinnamon rolls      |
| <br>flatten      | 2. Pinch each cinnamon roll into the shape of an oval.<br>          | <br>biscuit                    |
| <br>cookie sheet | 3. Arrange the flattened rolls into a circle on a cookie sheet.<br> |   |
| <br>bake        | 4. Bake according to directions  |   |
| <br>hide       | 5. Hide the baby   | <br>baby Jesus               |
| <br>spread     | 6. Spread the glaze  | <br>icing (comes with rolls) |
| <br>sprinkle   | 7. Add the sprinkles<br>  |   |

Christa Joy, Special Needs for Special Kids The Picture Communication Symbols ©1981-2020 by Tobii Dynavox. All Rights Reserved Worldwide. Used with permission. Boardmaker® is a trademark of Tobii Dynavox

Included is a simple picture recipe for King Cake. This will wrap up this 2 week unit.



Most Christians worship in a church. Most churches are built in the form of a cross with the altar facing east, towards the rising sun.




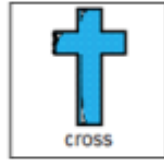
Watch the movie on Christianity

*This unit also includes digital versions of the activities.*

*Students can watch a movie book version of the book rather than printing it out.*

Great for review

1. The symbol often used for Christianity is a:



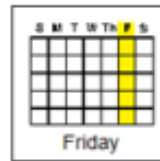
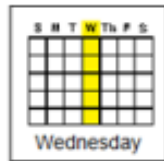
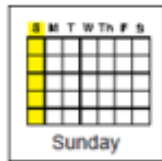
2. Christianity is based on the teachings from the life of:



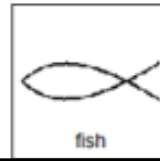

3. The main book that Christians follow is the:




4. Most Christians observe the holy day on:



5. The symbol used after Jesus died to show you were a Christian was a:



Circle the correct answer.



Each activity is set up so students can click and drag answers. No typing is required.



Perfect for every learning level



















Christianity



Judaism

Sort the pictures depending on whether it is a characteristic about Christianity or Judaism. If you are not sure, place it on the middle line.

|  |  |   |   |
|--|--|---|---|
| <br>Bible         | <br>Christian | <br>Hanukkah   | <br>Abraham  |
| <br>rabbi         | <br>Sunday    | <br>Jesus      |              |
| <br>Holy Trinity | <br>Passover | <br>Eucharist | <br>Jew     |
| <br>synagogue   | <br>church  | <br>baptism  | <br>Easter |

Christa Joy, Special Needs for Special Kids

The Picture Communication Symbols ©1981-2019 by Tobii Dynavox. All Rights Reserved  
Worldwide. Used with permission. Boardmaker® is a trademark of Tobii Dynavox

The second set of slides uses color for differentiation and extra support for students who may need it. Mix and match slides from both sets to make the perfect set for each student.

*This resource comes in a zipped folder. You will need to unzip the folder to access all the contents which include:*

- *10 days of lesson plans*
- *Christianity activities in color*
- *Christianity activities in black and white*
- *Voice-recorded PowerPoint show*
- *Christianity book (PowerPoint) to use with activities*
- *Links and directions to digital activities*



Save money and get this unit as part of the World Religions Bundle. It also includes:

- Hinduism
- Islam
- Buddhism
- Judaism

**CLICK HERE**

