

**SPECIAL ED**

# CHINA AND THE UNITED STATES



**INCLUDES GOOGLE SLIDES**



*This unit was created with this guy in mind. He has autism and an intellectual disability. He is a non-reader, has a very short attention span, and has a few foundational math skills. With some support, he is able to do this unit and enjoys the challenge. He is my tester!!*





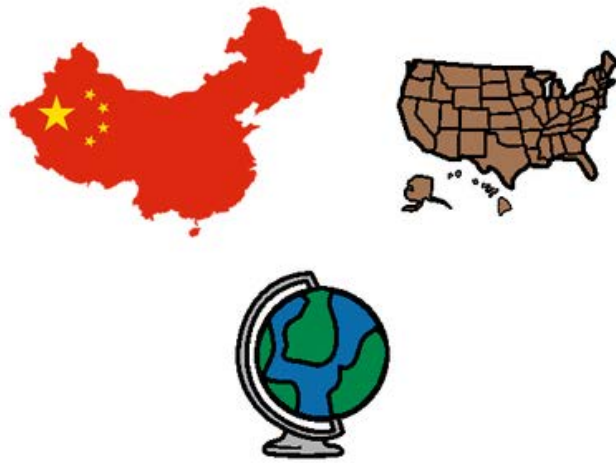
# US/China Relations

## Unit

By

Christa Joy

Special Needs for Special Kids



Christa Joy, Special Needs for Special Kids  
The Picture Communication Symbols ©1981-2018 by Tobii Dynavox. All Rights Reserved  
Worldwide. Used with permission. Boardmaker® is a trademark of Tobii Dynavox

### Table of Contents

Pages	Activity
3-56	Immigration and the US
57-59	Vocabulary board
60-64	Circle map
65-69	Import/Export map
70-79	Timeline Life-Sized cards
80-85	Cut and paste timeline
86-90	Color in timeline
91-98	Cause and Effect activity
99-101	Sorting Activity
102-109	Close worksheets
110-127	Assessment
128-129	Terms of Use

*Also included with this unit is a power point show that is narrated and has automatic advancement of slides. Let me know in the feedback if this was helpful ☺*

Christa Joy, Special Needs for Special Kids  
The Picture Communication Symbols ©1981-2018 by Tobii Dynavox. All Rights Reserved  
Worldwide. Used with permission. Boardmaker® is a trademark of Tobii Dynavox

This unit contains over 100 pages of material and 30 google slides. I have included a detailed lesson plan to help you make the most of everything in this unit including how to add some group activities.



# US and China

## Lesson Plan

### Preparation

- Print out a vocabulary board for each student to use throughout unit
  - Laminate or place in page protector
- Book
  - Print out, laminate, and bind
  - OR your students can listen to the pre-recorded version
- Print the large timeline cards on cardstock and laminate.
  - For additional ideas on how to use these, go to:  
<https://specialneedsforspecialkids.org/2018/06/13/making-a-life-sized-timeline/>

### Preassessment (do day 1 before starting lesson)

- Choose the form of the assessment that best fits the learning level of your students
- Give the assessment to assess what your students may already know
- I cannot emphasize enough how important this step is. If you want to see growth, this preassessment is so important!!

### Teaching Tips

1. *Color Coding:* this is a really easy way to add more structure to a matching activity. Outline or color in an empty box or sorting label. Outline or color in the corresponding picture symbols the same colors. Becomes a color matching task.
  - a. For more info, read more here:  
<https://specialneedsforspecialkids.org/2015/09/05/using-color-coding-for-differentiation/>
  - b. I also have a blog post on differentiating one activity 3 ways:  
<https://specialneedsforspecialkids.org/2018/10/22/differentiating-1-activity-3-ways-easily-and-effectively/>
2. *Make you own copies of the activities:* Every day I review the activity we did yesterday. For that reason:
  - a. I often complete the activity myself and often laminated it for easy review that I could use year after year.
  - b. My copies were also helpful as either a model for students who needed more support or as a way for more advanced students to self-check their work.

The lesson plans contain:

Overall tips for teaching students with significant needs



## Quick Look

Day	Activity	Day	Activity
1	<ul style="list-style-type: none"><li>• Book</li><li>• Vocabulary board introduction</li><li>• Circle map</li></ul>	6	<ul style="list-style-type: none"><li>• Book</li><li>• Timeline cards activity</li><li>• Sorting prompt</li></ul>
2	<ul style="list-style-type: none"><li>• Book</li><li>• Timeline cards activity</li><li>• Import/export maps</li></ul>	7	<ul style="list-style-type: none"><li>• Book</li><li>• Timeline cards activity</li><li>• Close worksheet</li></ul>
3	<ul style="list-style-type: none"><li>• Book</li><li>• Timeline cards activity</li><li>• Cut and paste timeline</li></ul>	8	<ul style="list-style-type: none"><li>• Book</li><li>• Timeline cards activity</li><li>• Close worksheet</li></ul>
4	<ul style="list-style-type: none"><li>• Book</li><li>• Large Timeline Activity</li><li>• Color in timeline</li></ul>	9	<ul style="list-style-type: none"><li>• Book</li><li>• Timeline cards activity</li><li>• Close worksheet</li></ul>
5	<ul style="list-style-type: none"><li>• Book</li><li>• Large Timeline Activity</li><li>• Cause and Effect activity</li></ul>	10	<ul style="list-style-type: none"><li>• Assessment</li></ul>

*The lesson plans contain:*

*A quick look at what you will do each day*




## Day 4

Activity	Notes	Materials
Read or listen to a recording of the book (10 minutes)	<ul style="list-style-type: none"><li>• Read through the story, asking lots of questions</li><li>• Continue to make connections between book and vocabulary board</li></ul>	<ul style="list-style-type: none"><li>• Book</li><li>• Vocabulary board</li></ul>
Large Timeline Cards (10 minutes)	<ul style="list-style-type: none"><li>• Pass the cards out to the students and have them arrange themselves in the correct order</li><li>• You can put index cards with the date on the floor ahead of time, so they just <u>have to</u> find the card that matches the date on their flashcard</li></ul>	<ul style="list-style-type: none"><li>• Large timeline cards</li></ul>
Timeline review (5 minutes)	<ul style="list-style-type: none"><li>• Review the timeline completed yesterday</li></ul>	<ul style="list-style-type: none"><li>• Activity from yesterday</li></ul>
Color timeline activity (10 minutes)	<ul style="list-style-type: none"><li>• Students will color in the timeline showing when relations were good or tense between China and the US</li><li>• There is a color-coded version included for more support</li><li>• Make connections to book</li></ul>	<ul style="list-style-type: none"><li>• Worksheet</li><li>• Scissors</li><li>• Glue</li></ul>
Sharing (10 minutes)	<ul style="list-style-type: none"><li>• Each student shares their timeline with the group using the communication method of their choice</li></ul>	<ul style="list-style-type: none"><li>• Completed timelines</li><li>• Communication devices</li></ul>

The lesson plans contain:

Detailed instructions on how that day's lesson should run





ChristaJoy, Special Needs for Special Kids  
 The Picture Communication Symbols ©1981-2018 by Tobii Dynavox. All Rights Reserved  
 Worldwide. Used with permission. Boardmaker® is a trademark of Tobii Dynavox

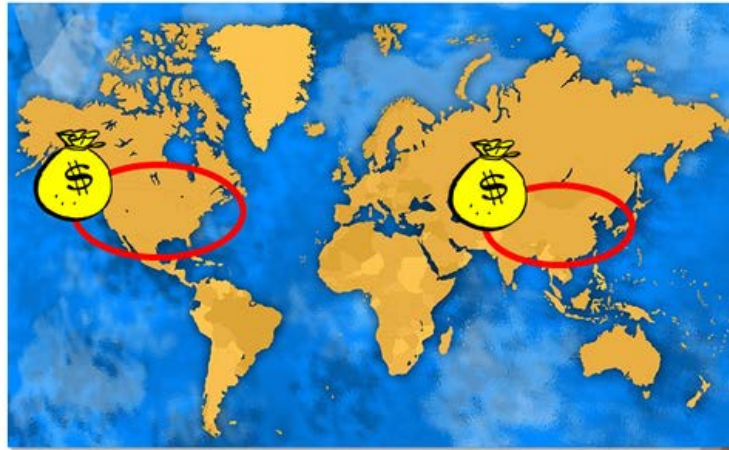
This unit comes with a vocabulary board.

Vocabulary boards are great for ALL students to assist with participation and engagement in group discussions.

Tips on how to use in the unit!!



The US and China are the two most powerful economic countries. The whole world pays attention to what happens in these two countries when it comes to money.



Christa Joy, Special Needs for Special Kids

Back in 1949, the country of China split in two. The main country of China was controlled by the communist party. The smaller country of Taiwan, broke off and became a Nationalist country.

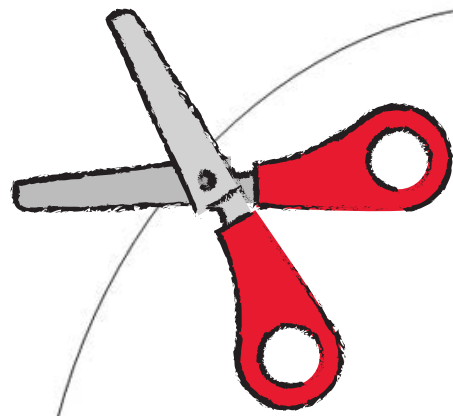


Christa Joy, Special Needs for Special Kids


There is a book with this unit using simple text and photos. It is 54 pages and is an overview of the relationship between China and the United States including the trade war.

- pdf version
- voice-recorded PPT
- mp4 movie format






Cut apart pictures and place in circle map.



Errorless version

Cut apart pictures and place in circle map **ONLY IF** they relate to US/China relations.



Christa Joy, S  
The Picture Communication Symbol  
Worldwide. Used with permission

There is 1 circle map in this unit. One covers general facts about the US relations with China covered in the book.

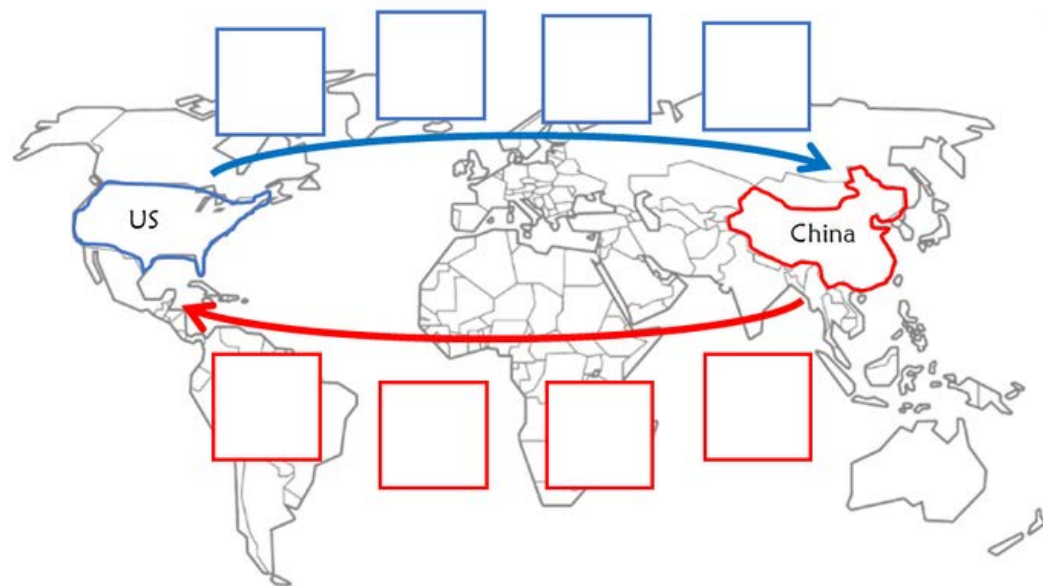
Circle maps are a great way for students to see the concept at a glance.

Each circle map has 2 versions:

- One is errorless
- One has wrong answers mixed in students will have to set aside



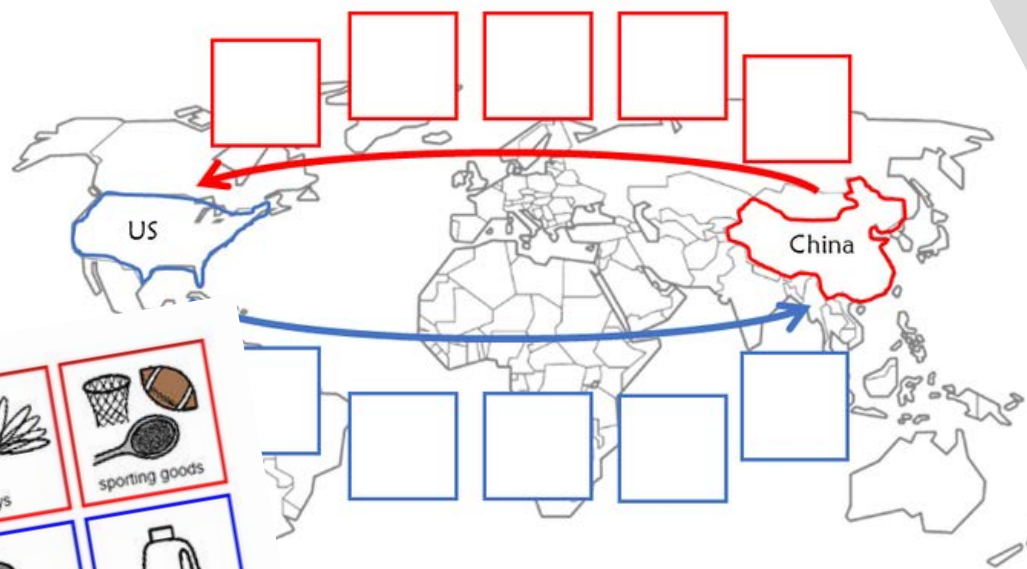
EXPORTS: Products **sold** to other countries.




Christa Joy, Special Needs for  
The Picture Communication Symbols ©1981-2018  
Worldwide. Used with permission. Boardmaker




IMPORTS: Products **brought** from other countries.



Christa Joy, Special Needs for Special Kids  
The Picture Communication Symbols ©1981-2018 by Tobii Dynavox. All Rights Reserved  
Worldwide. Used with permission. Boardmaker® is a trademark of Tobii Dynavox



There are 2 maps for students to complete showing common imports and exports between the US and China. It has color-coding for more support.







1949

China splits in 2: The Republic of China and Taiwan



China



Taiw

Christa Joy, Special Needs for Special Kids  
The Picture Communication Symbols ©1981-2018 by Tobii Dynavox  
Worldwide. Used with permission. Boardmaker® is a trademark



1989

Hundreds of students are killed during the Tiananmen Square Massacre. The US retaliated by refusing to sell military supplies to China.



Tian Square



hundreds die



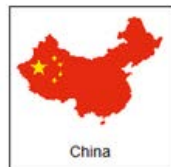
no more weapons

Christa Joy, Special Needs for Special Kids  
The Picture Communication Symbols ©1981-2018 by Tobii Dynavox. All Rights Reserved  
Worldwide. Used with permission. Boardmaker® is a trademark of Tobii Dynavox



2008

China now owes the US over \$600 billion dollars.



China



money



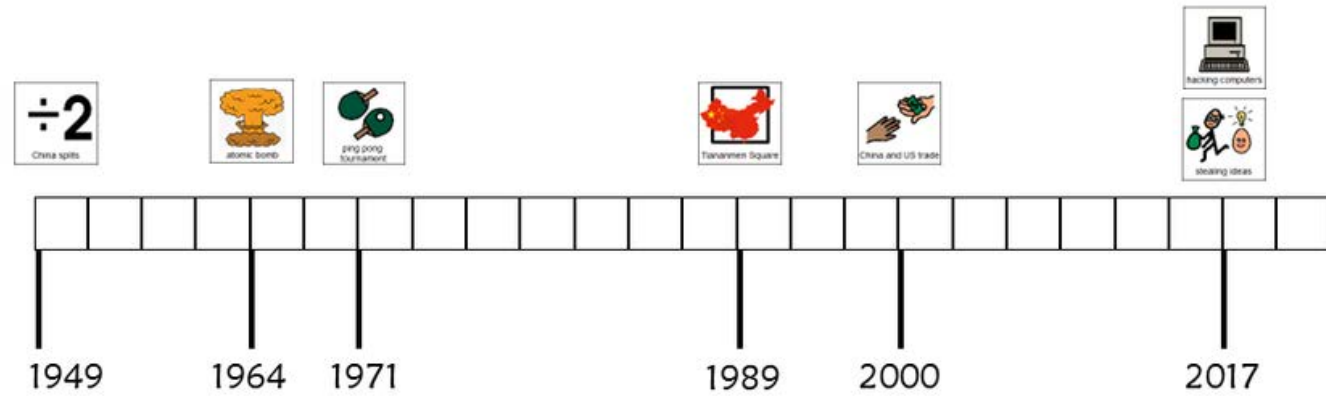
United States

Christa Joy, Special Needs for Special Kids  
The Picture Communication Symbols ©1981-2018 by Tobii Dynavox. All Rights Reserved  
Worldwide. Used with permission. Boardmaker® is a trademark of Tobii Dynavox

There are 9 large timeline cards to use in a group activity. They cover some of the main past events concerning the relationship between the US and China.



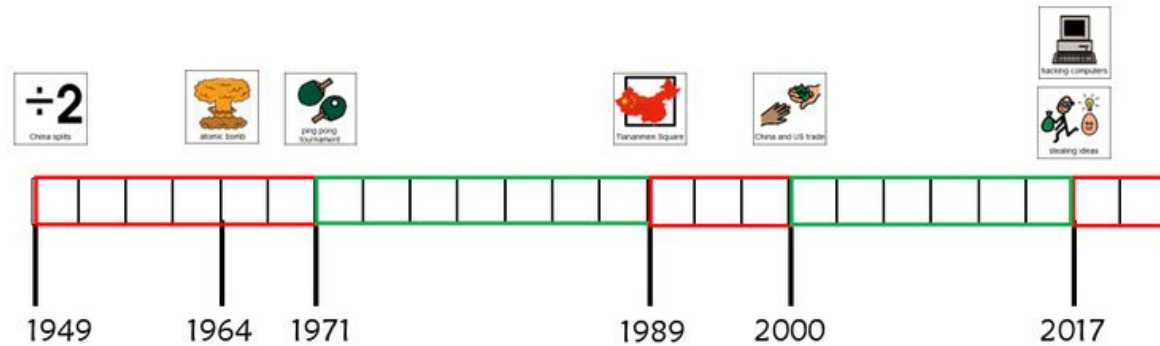
Color in the timeline. Good times should be green. Bad times should be red.



Color coded

Color in the time line. Good times should be green. Bad times should be red.

The Pi  
Wi









There is a timeline where students will color in times that were good or bad between the US and China. There is a color-coded option provided for students who need more support.










Find the what the *cause* was of each action below.






<input type="text"/>	→	 US tensions rise
<input type="text"/>	→	 China welcomes Americans
<input type="text"/>	→	 US stops selling military supplies
<input type="text"/>	→	 China owes the US \$600 billion
<input type="text"/>	→	 world impact
<input type="text"/>	→	 prices go up

Christa Joy, Special Needs for Special Kids  
The Picture Communication Symbols © 1981-2018 by Tobii Dynavox. All Rights Reserved  
Worldwide. Used with permission. Boardmaker® is a trademark of Tobii Dynavox

Match with the correct effect on the previous page.







 ping pong tournament	$\div 2$ China splits in 2	 powerful economies
 Tiananmen Square Massacre	 trade begins	 trade war

Find the what the *effect* was of each action below.


$\div 2$ China splits in 2	→	<input type="text"/>
 ping pong tournament	→	<input type="text"/>
 Tiananmen Square Massacre	→	<input type="text"/>
 trade begins	→	<input type="text"/>
 powerful economies	→	<input type="text"/>
 trade war	→	<input type="text"/>

Christa Joy, Special Needs for Special Kids  
The Picture Communication Symbols © 1981-2018 by Tobii Dynavox. All Rights Reserved  
Worldwide. Used with permission. Boardmaker® is a trademark of Tobii Dynavox

Match with the correct cause on the previous page.

 US tensions rise	 China owes the US \$600 billion	 world impact
 China welcomes Americans	 prices go up	 US stops selling military supplies

There is a cut and paste activity looking at different causes and effects of different things that occurred between the US and China.


















Improved Relations



Made things tense

 Tiananmen Square	 ping pong tournament	 atomic bomb	 China and US trade	 US presidents visit China
 China splits	 stealing ideas	 hacking computers	 prices go up	 trade war

There is a sorting activity looking at things that happened, some that made relations better and some that made them tenser. Suggestions for differentiation are included.





## US/China History

1. Problems began between the US and China when China split into

countries, one communist and one nationalist.

2. It really made the US nervous when China developed its first


3. But then China invited Americans to compete in a

4. Over the next 20 years, their relationship

5. But then, in 1989, the Tiananmen Square Massacre occurred

where hundreds of

were killed by Chinese troops.



## Trade War

1. A trade war is when countries charge more  for items they make.

2. The US wants to charge more for soybeans,  and seafood.

3. China wants to charge more for  and tea.

4. A trade war can affect the entire

5. Prices could go  everywhere.

6. A trade war would be a  thing for everyone.



## Current Relations

1. Currently,  is the most powerful economic country.

2. But by 2027, people think  will be the most powerful country.

3. Recently, there has been tension as the US found China stealing

4. The US also learned that China hacked into our

5. People feel all of this could lead to a





Close worksheets are a great informal assessment. There are 4 worksheets. 2 are a general overview, 1 reviews the trade war, and one is on current relations.

Answer key included.

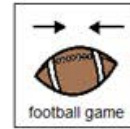





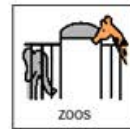


1. True or False. It is good for the world if the US and China get along.



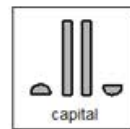
2. When was the first time Americans were invited to China?



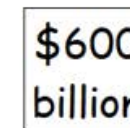
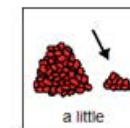
3. The US and China make up the two largest what:



4. Hundreds of students were killed here and led to a lot of tension between the US and China:



5. How much money does China owe the US?





FINALLY the assessment!!  
There are 3 versions. This version has 10 questions with 3 picture choices for each question.

Answer key included.






Print onto cardstock or mount on index cards. Cut pictures apart and show student answer choices for each question.

Q 5

 <p>a little</p>	 <p>1000 yen</p>	<p>\$600 Billion</p>
---	---	--------------------------

Q 6

 <p>Trade war</p>	 <p>weather</p>	 <p>space travel</p>
--	--	--

With this version, you cut out the answer choices and glue them on index cards. Ask the student the question, and they point to the correct answer.



1. True or False. It is good for the world if the US and China get along.
  - A. True
  - B. False
  - C. I don't know
2. When was the first time Americans were invited to China?
  - A. Olympic games
  - B. Football game
  - C. Ping pong tournament
3. The US and China make up the two largest what:
  - A. Economies
  - B. Forests
  - C. Zoos
4. Hundreds of students were killed here and led to a lot of tension between the US and China:
  - A. Museum
  - B. Tiananmen Square
  - C. Capital
5. How much money does China owe the US?
  - A. A little
  - B. 1000 yen
  - C. \$600 billion
6. What is the current concern about the relations between the US and China?
  - A. Trade war
  - B. Weather
  - C. Space travel

*This is your traditional multiple choice version. It can also be used as a recording sheet if your students are using the version with index cards.*



Watch the  
movie on China  
and US  
Relations

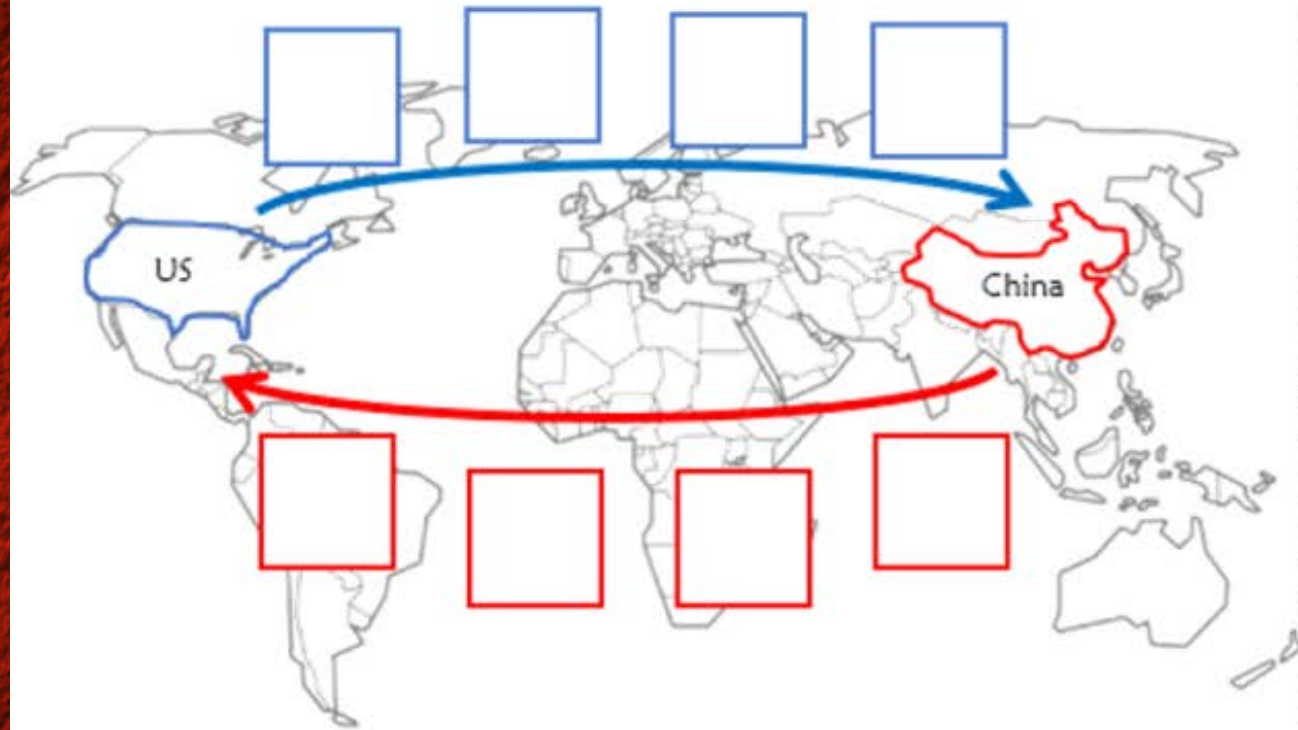


**US & China Relations**  
Contemporary World Issues

This unit also has  
digital activities.  
There is a movie  
version of the books  
students can listen to  
read aloud.



EXPORTS: Products **sold** to other countries.



Place the pictures in the boxes showing the products both China and the United States export. Use the colors to help you.



The digital activities have students click and drag their answers. There are 2 sets of 15 slides.






Improved Relations



Made things tense

Some events led to good relations between the US and China and some events led to tension. Sort the following into the correct column. If you are not sure, place it on the middle line.



The second set of slides is differentiated using color.





I realize there will be some students out there unable to do cutting activities. I have a blog post with ways to complete activities without a pair of scissors!!

*All of the activities (except the book) come in color and black and white.*

**[Click Here to read more!!](#)**