

CALL OF THE WILD

24 activities

5 questions/ chapter



Special Needs for Special Kids



These novel units are something I created and started using in my classroom. I had students with significant challenges and most were **non-readers**. They were the best thing I ever did, and my students LOVED them.

Table of Contents

Worksheet pages	Title	Chapter
5-6	Suggestions for use	
7	Story board	
8	Title and Author	
9-10	Good and bad ways to treat a dog	1
11-13	Modes of transportation	1
14-16	Dealing with change	1
17	How animals defend themselves	2
18-20	Things you wear to stay warm	2
21-22	Edible vs non-edible items	3
23-24	Trouble brewing	3
25-26	Alternatives to fighting	3

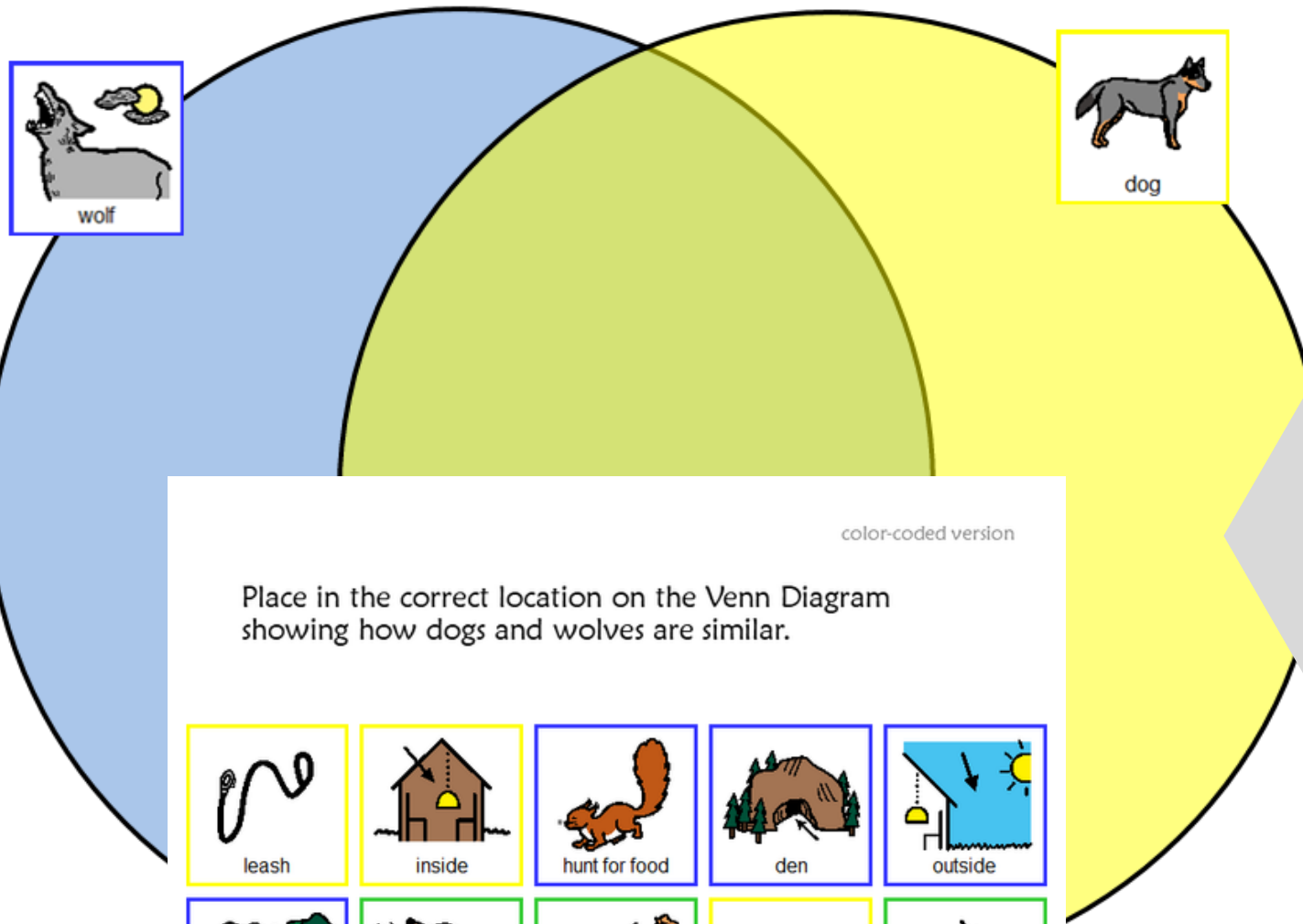
Table of Contents

Worksheet pages	Title	
44-45	My hero	
46-47	Things that weigh 1000 pounds	6
48-50	Wolf vs Dog Venn Diagram	7
51	Difficult choices	7
52-54	Moose circle map	7
55-56	Call of the Wild	7
57-68	The main dogs	Extra
69	Map of Yukon Territory	Extra
70	Additional Novel Units	
71-72	Terms of Use	

This novel unit has **24 different activities.**

These activities are NOT comprehension-based. So, even if your students do not pay attention, they can still complete the activity.

Buck is constantly being called back to his roots in the wild. Complete the Venn Diagram showing how dogs and wolves are alike and different?



Here, students will compare wolves and dogs in this Venn diagram.

There is a color-coded version for students who need more support.


Suggestions for Use

- I made this unit to go along with the book, *All of the Wild* by Jack London.
- The thought is that you would be reading it aloud to your class at a rate of about 1/2 chapter per day.
- Be sure to give each student their own copy of the story board (pg. 7) to use while reading and discussing the story.
- Benefits of reading out loud, even to classes made up of severely affected students:
 - Teaches students to sit quietly even when there isn't something for them to do. This is such an important life skill. We all have to spend time sitting and listening to someone we are not that interested in at some point.
 - Parents will LOVE you. Not only will they be excited their child is being exposed to age appropriate material, but you are teaching them how to sit quietly, which will hopefully transfer to home as well.
 - Even with your lowest level learners, you will have 1 or 2 that will truly enjoy the story.
 - It can be a calming experience to sit and listen to the teacher read in a methodical way.

Suggestions on how I found this activity worked best in my classroom are provided. I typically had 6-8 students with one adult assistant in the room with me.

Call of the Wild novel study for Special Education

By
Christa Joy
Special Needs for Special Kids



*This entire novel unit
comes in 2 separate files.
One is completely in color
and one is completely in
black and white.*

This unit comes with a vocabulary board.

Vocabulary boards are great for ALL students to assist with participation and engagement in group discussions.

Tips on how to use in the unit!!



Story Board : to use in reading and for class discussions. Laminate and make 1 copy for each student.



Buck learns to stay warm by digging a hole in the snow to sleep in. What are some things that you could wear to help you stay warm in the winter?

Errorless version

Place some things in the circle map that will help to keep you warm in the winter.



Place the following on the previous page **ONLY IF** they are things that would help to keep you warm.

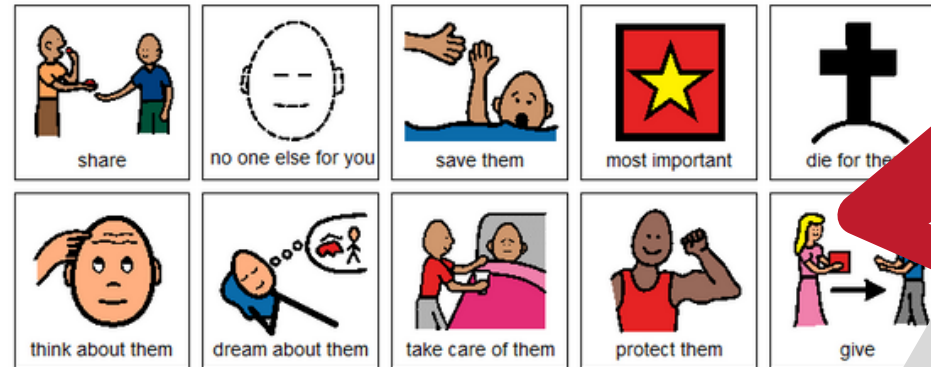


There are circle maps in this unit.

Circle maps are a great way for students to see the big idea.

Buck fiercely loves John Thornton. What does fierce love look like?

Place the following in the circle map on the previous page showing what fierce love might look like.



errorless



Place the following in the circle map on the previous page **ONLY IF** you think it describes fierce love.

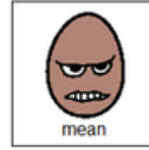


Each circle map comes with 2 choices:

An errorless option with only correct answers

An option that has wrong answers mixed in students will need to set aside.

What are some good and bad ways to treat a dog?




Put each picture in the correct column on the previous page. If you are not sure, put it on the middle line.









A hand holding a red piece of food over a dog's head. feed	A blue cushion with a small 'x' on it. cushion	Two people, one in a red shirt and one in a blue shirt, looking angry at each other. mean	A red frisbee with motion lines around it. Frisbee	A person sitting on a chair and petting a dog. pet
Two people running towards each other. chase	A person kicking a ball. kick	A person walking with a leash. walk	A person in a red shirt hitting another person. hit	A person with a shocked expression, hand to their mouth. scare
Two people hugging each other. hug	A person throwing a red ball. play fetch	Two people shouting at each other. yell	A hand holding a red piece of food with a large 'X' over it. no food	Two smiling faces with hearts around them. love

There are sorting activities.

Directions on how to add color coding for differentiation is included.











All animals have ways to defend themselves. Look at the each animal below and decided how you think they would defend themselves if attacked.

	<input type="text"/>		<input type="text"/>
	<input type="text"/>		<input type="text"/>
	<input type="text"/>		<input type="text"/>
	<input type="text"/>		<input type="text"/>

There are matching activities.

Directions on how to add color coding for differentiation is included.

 spray	 spit	 play dead	 teeth
 claws	 stinger	 quills	 kick

My hero


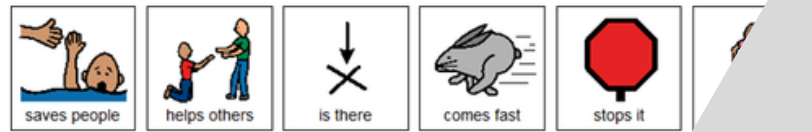

I think a hero should be .

When there is danger, a hero .

Sometimes, a hero is .

Anyone can be a hero, even a .








My is my hero.



There are several writing prompts in this unit. This is an **errorless** activity that allows students to write their own story and share it with the class.

Look at each example below and determine how much dog food you would need for the trip.


Each dog needs 10 pound of food for the trip.

	<input type="text"/>		<input type="text"/>
	<input type="text"/>		<input type="text"/>
	<input type="text"/>		<input type="text"/>
	<input type="text"/>		

















Color in the Yukon Territory and trace the trail similar to what the dogs may have traveled.



Circle all the things you think might weigh about 1000 pounds.



Sometimes we have to make difficult decisions. Look at each scenario and circle what your decision would be. There is no right or wrong answer.

<p>What kind of party would you rather have?</p>  	<p>What type of pet would you like to have?</p>  
<p>When you have free time, what do you like to do?</p>  	<p>Who would you most want to go to the movies with?</p>  
<p>What type of music do you like to listen to?</p>  	<p>Where do you like to go on vacation?</p>  
<p>Which would you like to learn how to do?</p>  	<p>On the weekends, which do you like to do?</p>  

Because there are so many activities, you can choose the ones that fit your students the best.

CH 1

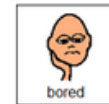
1. Who stole Buck?





2. How did the men on the train control Buck?



3. How did Buck feel?



4. What did the man in the red sweater use to train Buck?



5. What did Buck see for the first time off of the boat?



Christa Joy, Special Needs for Special Kids

The Picture Communication Symbols ©1981–2020 by Tobii Dynavox. All Rights Reserved
Worldwide. Used with permission. Boardmaker® is a trademark of Tobii Dynavox

CH 4

1. Who is the new leader of the team?



2. What is in the new sled the dogs are pulling?




3. Which of the dogs got sick?



4. Would Dave give up his spot on the team to rest?



5. What happened to Dave?



Christa Joy, Special Needs for Special Kids

The Picture Communication Symbols ©1981–2020 by Tobii Dynavox. All Rights Reserved
Worldwide. Used with permission. Boardmaker® is a trademark of Tobii Dynavox

Finally, this unit does come with comprehension questions. There are 5 questions for every chapter. Each question has 3 picture choices. They are in color and black and white.

Answer key included!!