

Special Ed

THE BRONZE BOW

1962

Newberry Medal Winner



40 activities

5 questions/
chapter



Special Needs for Special Kids



These novel units are something I created and started using in my classroom. I had students with significant challenges and most were **non-readers**. They were the best thing I ever did, and my students LOVED them.

Table of Contents

| Worksheet pages | Title | Chapter |
|-----------------|--|---------|
| 6-7 | Suggestions for use | |
| 8 | Story board | |
| 9 | Title and Author | |
| 10-11 | Make 3 plates of food | 1 |
| 12-13 | Adventure writing prompt | 1 |
| 14-16 | What is perseverance? | |
| 17-19 | Ways to say thank you | |
| 20 | What does forge mean? | |
| 21-23 | Hospitality | |
| 24-25 | Clothes to wear to church or synagogue | |
| 26-28 | Warning signals | |
| 29-30 | Good vs bad manners | |
| 31 | What is a zealot? | |
| 32-33 | Consequences to actions | |
| 34 | First Aid | |
| 35 | What is revenge? | |
| 36 | What is a vow? | |
| 37-38 | Finding the right tool | |
| 39-41 | Ways to show kindness | |

Christa Joy, Special Needs for Special Kids
The Picture Communication Symbols ©1981-2019 by Tobii Dynavox. All Rights Reserved
Worldwide. Used with permission. Boardmaker® is a trademark of Tobii Dynavox

Table of Contents

| Worksheet pages | Title | Chapter |
|-----------------|-------------------------------|---------|
| 42-43 | Opposite emotions | 9 |
| 44-46 | Ways to send a message | 10 |
| 47-48 | My earliest memory | 10 |
| 49-51 | What does bravery look like? | 11 |
| 52-54 | Ways to deal with change | 11 |
| 55-56 | Alternative to fighting | 12 |
| 57-58 | People you can trust | 12 |
| 59-60 | When a friend visits | 13 |
| 61-63 | Reasons people laugh | 13 |
| 64-65 | Answering questions | 14 |
| 66-68 | Ways to celebrate | 14 |
| 69 | Things you need to go fishing | 15 |
| 70-71 | Do you believe in miracles? | 15 |
| 72-73 | Telling the truth | |
| 74-75 | Heavy vs light objects | |
| 76-77 | Things that are crimes | |
| 78-79 | Safe vs dangerous jobs | |

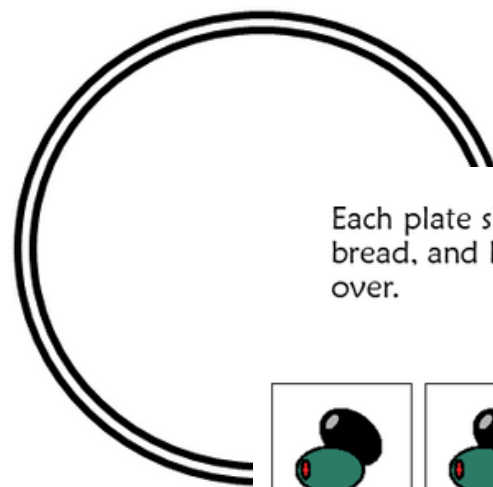
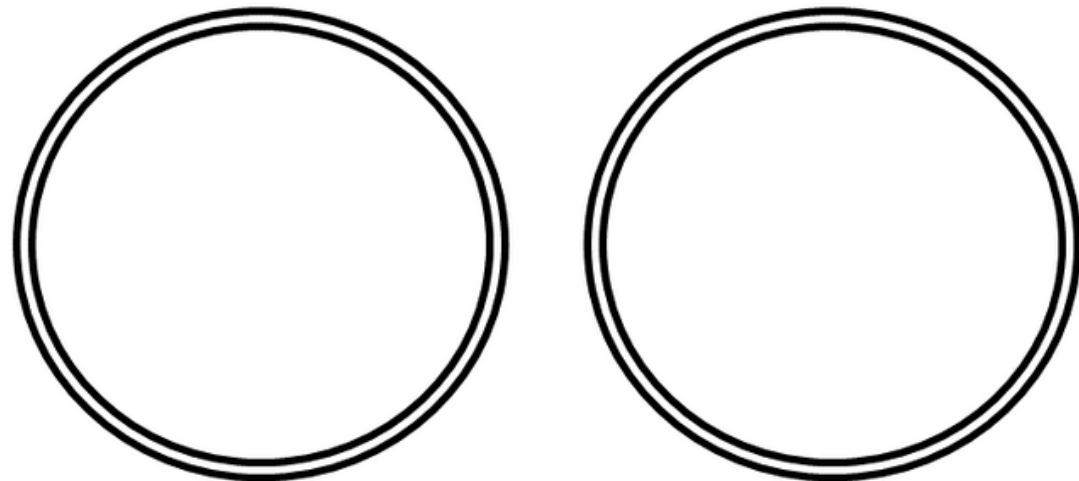
Christa Joy, Special Needs
The Picture Communication Symbols ©1981-2019
Worldwide. Used with permission. Boardmak

Table of Contents


| Worksheet pages | Title | Chapter |
|-----------------|--------------------------------|---------|
| 80-81 | Things that take courage | 15 |
| 82-84 | Things that people worry about | 20 |
| 85-86 | Things I love | 21 |
| 87-89 | Things that make people angry | 22 |
| 90-91 | What is regret? | 23 |
| 92 | Forgiveness | 24 |
| 93-95 | Other novel units available | |
| 96-97 | Terms of use | |

This novel unit has **40 different activities**. These activities are **NOT** comprehension-based. So, even if your students do not pay attention, they can still complete the activity.

Fix each plate with the same number of items.



Each plate should have the same number of olives, bread, and honey cakes. You will not have any food left over.



For example, Daniel shares a meal with Joel and Malthace. Malthace evenly splits the food into three servings. In this activity, students will create 3 plates of food that all have the same amount using similar foods from the chapter.

Suggestions for Use

- I made this unit to go along with the book, *The Bronze Bow* by Elizabeth George Speare.
- The thought is that you would be reading it aloud to your class at a rate of about 1 chapter per day.
- Be sure to give each student their own copy of the story board (pg. 7) to use while reading and discussing the story.
- Benefits of reading out loud, even to classes made up of severely affected students:
 - Teaches students to sit quietly even when there isn't something for them to do. This is such an important life skill. We all have to spend time sitting and listening to someone we are not that interested in at some point.
 - Parents will LOVE you. Not only will they be excited their child is being exposed to age appropriate material, but you are teaching them how to sit quietly, which will hopefully transfer to home as well.
 - Even with your lowest level learners, you will have 1 or 2 that will truly enjoy the story.
 - It can be a calming experience to sit and listen to the teacher read in a methodical way.

Suggestions for Use

- For students who need more structure, place the number of post-it notes in front of him/her that corresponds to the number of pages you intend to read. Remove a post-it as you finish each page. The visual will help lessen their anxiety.
- You will find one or more activities for each chapter. You will still have plenty to choose from and find those that fit best with your students.
- Differentiation:
 - For any activity, you can quickly differentiate for your lower level learners by using a color coding technique.
 - If sorting, outline each sorting category a certain color and then outline the corresponding pictures the same color.
 - Becomes a matching task.
- There are comprehension questions to accompany this unit. There are 5 questions for every chapter with 3 picture answer choices. You will find these (in color and BW) in a separate file.

Suggestions on how I found this activity worked best in my classroom are provided. I typically had 6-8 students with one adult assistant in the room with me.

The Bronze Bow

Novel Unit for Special Education

By
Christa Joy
Special Needs for Special Kids



*This entire novel unit
comes in 2 separate files.
One is completely in color
and one is completely in
black and white.*


This unit comes with a vocabulary board.

Vocabulary boards are great for ALL students to assist with participation and engagement in group discussions.

Tips on how to use in the unit!!

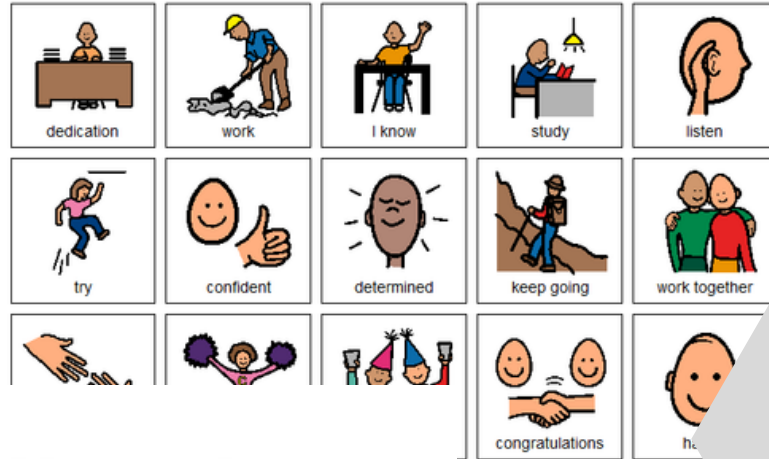


Daniel has a lot of perseverance filing through the manacles that are on Simon. What does perseverance look like?



Errorless version

Place the pictures in the circle map on previous page showing what perseverance looks like.



Place the pictures in the circle map on previous page **ONLY IF** you think it describes perseverance.

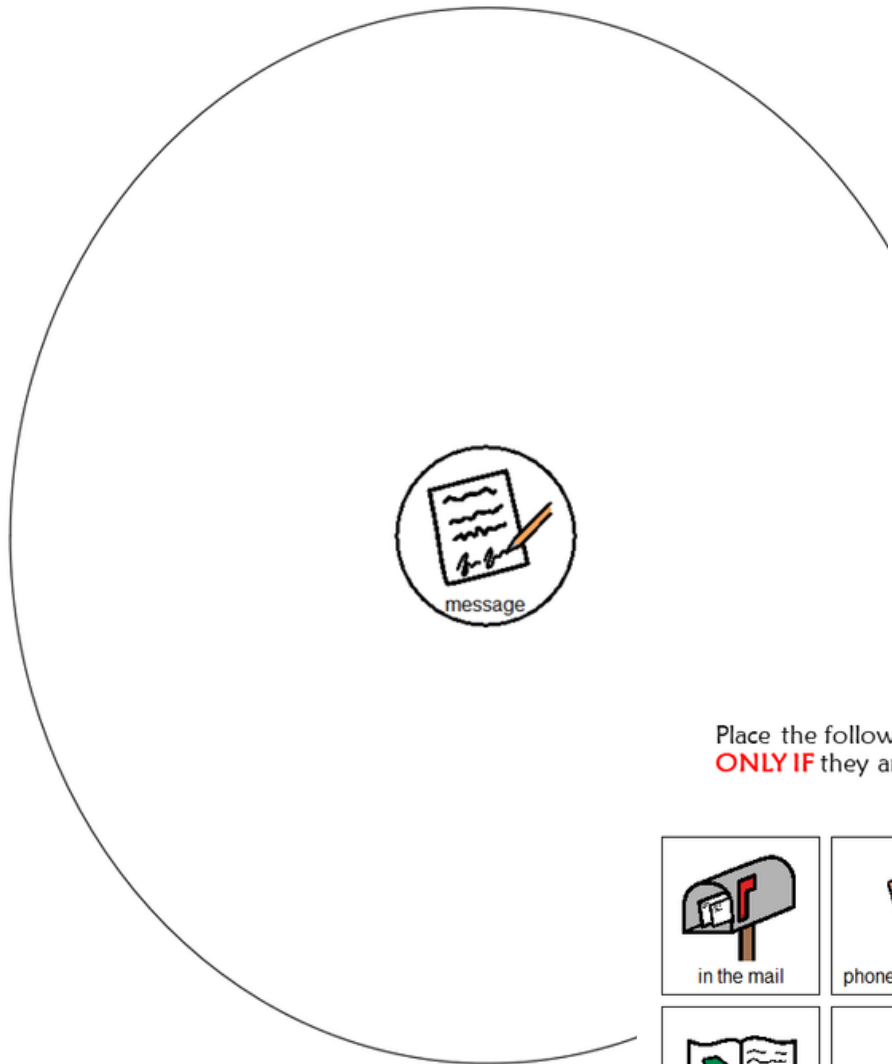


There are circle maps in this unit.

Circle maps are a great way for students to see the big idea.




Daniel receives a message from Simon on a piece of pottery. What are some ways people can send a message?




Errorless Option

Place the following in the circle map on the previous page, showing ways people can send a message.



Place the following in the circle map on the previous page **ONLY IF** they are ways to send a message.




Each circle map comes with 2 choices:

An errorless option with only correct answers

An option that has wrong answers mixed in students will need to set aside.

The boys are forming an army they can trust to fight the Romans when the time comes. Who are some people you should and should not trust?




Sort the following people into those you think you could trust and those you could not. If you are not sure, put it on the middle line.

| | | | | |
|---|--|---|---|---|
|  teacher |  bully |  firefighter |  someone really angry |  nurse |
|  stranger |  family |  robber |  police officer |  dad |
|  mom |  someone in jail |  doctor |  cheater |  friend |

There are sorting activities.

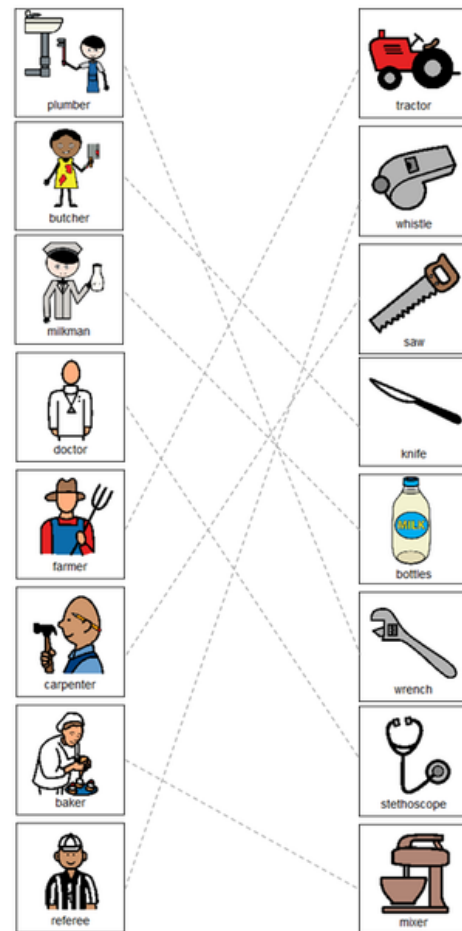
Directions on how to add color coding for differentiation is included.




Daniel does not have the right tools to fix the dagger for Rosh. People use different tools for different jobs. Match the tool each person would likely need to do a job.



Daniel does not have the right tools to fix the dagger for Rosh. People use different tools for different jobs. Match the tool each person would likely need to do a job.



There are matching activities. Directions on how to add color coding for differentiation are included, or a differentiated version is included like this example.



When a friend comes to visit

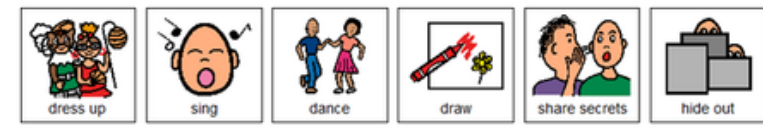
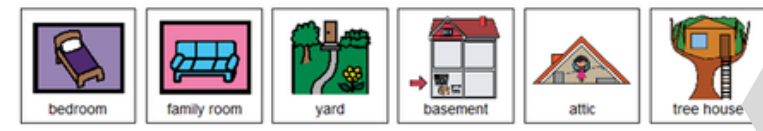

When a friend comes to visit, I feel .

We normally play in my .


I have lots of there.

We also like to .


Having a friend over is .



There are writing prompts. These are errorless activities that allow students to write a story independently.



It took a lot of courage to rescue Joel. Have you ever done anything that required a lot of courage? Draw or use the pictures to show some things you have done that took courage.



CH 19 Christa Joy, Special Needs by Tobii Dynavox, A



What is a regret?

I regret is something you you had done.

A regret can make you feel .

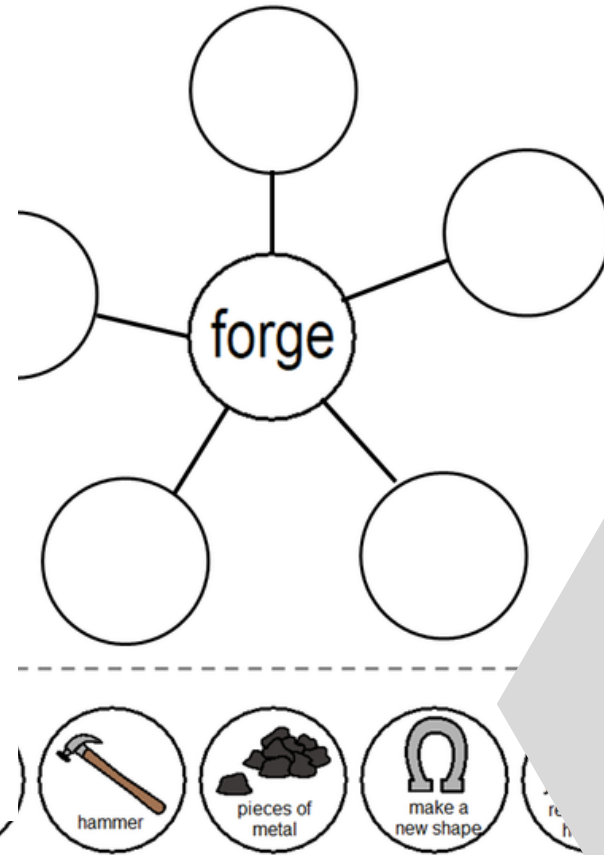
A regret can help you makes better .

has regrets.

But, we can all from them.

CH 23 Christa Joy, Special Needs for Special Kids The Picture Communication Symbols ©1981-2018 by Tobii Dynavox. All Rights Reserved Worldwide. Used with permission. Boardmaker® is a trademark of Tobii Dynavox

What does it mean to forge something?



CH 3 Christa Joy, Special Needs for Special Kids The Picture Communication Symbols ©1981-2018 by Tobii Dynavox. All Rights Reserved Worldwide. Used with permission. Boardmaker® is a trademark of Tobii Dynavox

Matching, the colors, complete the sentences about regrets on the previous page.



90

Because there are so many activities, you can choose the ones that fit your students the best.

CH 2

1. What did Rosh's men steal from the guards?




2. How did Joel get hurt?



3. What was Daniel's job when they all got back to the cave?



4. Does Daniel think Rosh is a good leader?



5. Who did Samson thank for being free?



CH 7

1. Who do Joel and Daniel think the leader may be who will save them?



2. Who killed Daniel's parents?



3. Why was Daniel's uncle put in jail?



4. What happened when Daniel's father tried to rescue his uncle?



5. What will Daniel draw on the wall to let Joel know he was hiding there?



This unit does come with comprehension questions. There are 5 questions for every 5 chapters. Each question has 3 picture choices. They are in color and black and white.

Answer key included!!



I realize there will be some students out there unable to do cutting activities. I have a blog post with ways to complete activities without a pair of scissors!!

[Click Here to read more!!](#)