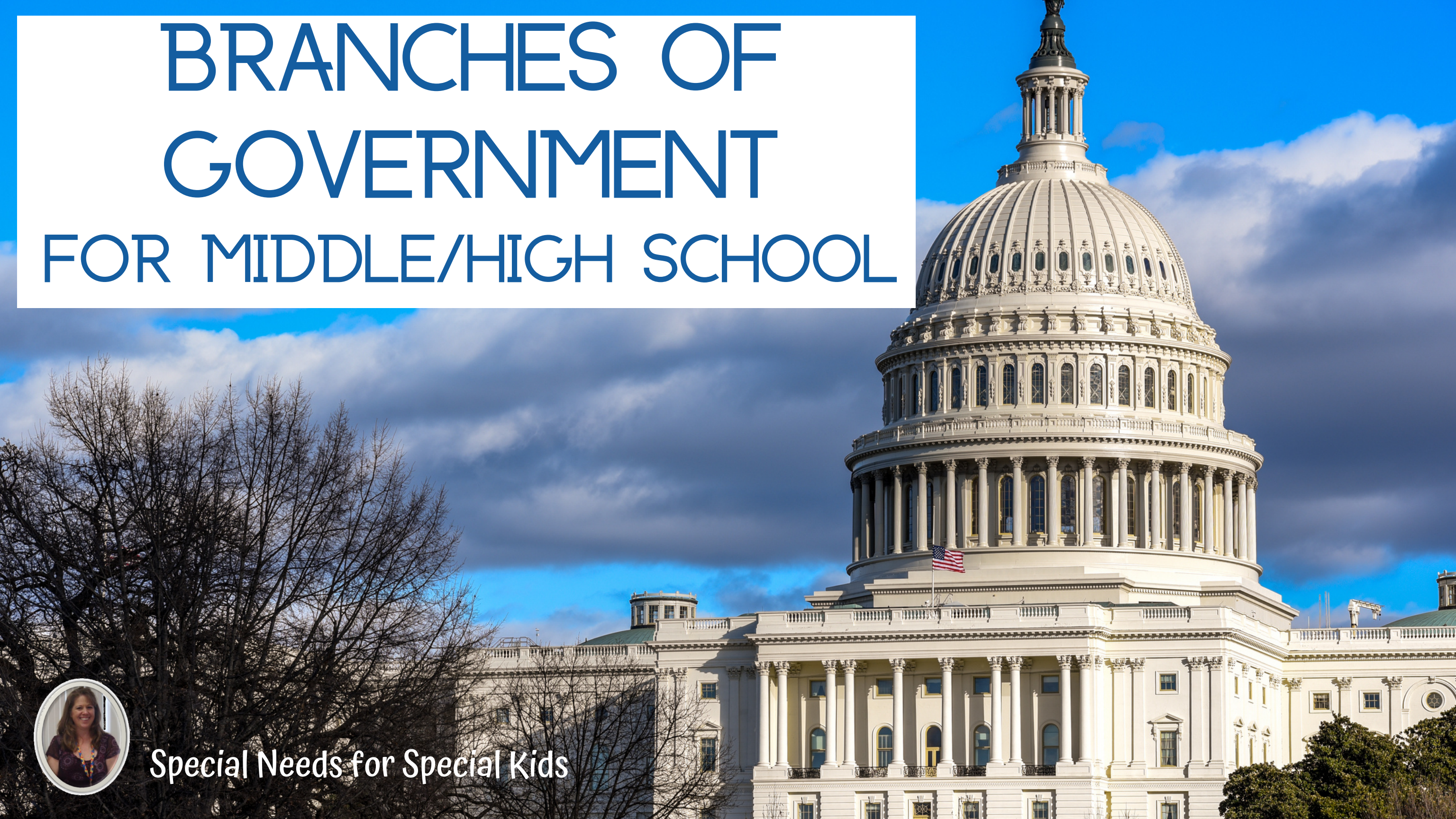


BRANCHES OF GOVERNMENT FOR MIDDLE/HIGH SCHOOL



Special Needs for Special Kids





For students who:

- are emerging or non-readers
- take alternate assessments
- are in special education
- short-attention span
- lack pre-requisite skills
- benefit from the use of pictures for support
- middle/high school

This resource comes in a zipped folder. You will need to unzip the folder to access all the contents which include:

- *18 days of lesson plans*
- *Branches of Government activities in color*
- *Branches of Government in black and white*
- *Voice-recorded PowerPoint show*
- *Branches of Government book (PowerPoint) to use with activities*
- *How a Bill Becomes a Law book (PowerPoint) to use with activities*
- *Links and directions to digital activities*

Branches of Government Unit for Middle School/HS

By
Christa Joy
Special Needs for Special Kids



Christa Joy, Special Needs for Special Kids
The Picture Communication Symbols ©1981–2018 by Tobii Dynavox. All Rights Reserved
Worldwide. Used with permission. Boardmaker® is a trademark of Tobii Dynavox

Table of Contents

Pages	Activity
4-5	Vocabulary board
6-13	Vocabulary cards
14-33	Vocabulary cut and paste
34-43	Circle maps
44-51	Flow Charts for each branch
52-58	Matching activities (duty to branch)
59-61	Checks and balances flow charts
62-65	Sequence how a bill becomes a law
66-72	Sudoku
73-74	Word Search
75-82	Close worksheets
83-93	Assessment
94-95	Terms of Use

Also included in this resource as separate files:

- Lesson plans
- Links and directions to digital activities
- PowerPoints **(these are the books in the lesson plans)**
- Voice recorded PowerPoint
- Activities in black and white

This unit contains 18 days of material that is in both printable and digital formats. I have included a detailed lesson plan to help you make the most of everything in this unit including how to add some group activities.

It comes in 2 separate files. One in color and one in black and white.

Branches of Government Lesson Plan for High School

Preparation

- Print out a vocabulary board for each student to use throughout unit
 - Laminate or place in page protector
- Books
 - Print out, laminate, and bind
 - OR your students can listen to the pre-recorded version
- Vocabulary cards
 - Print out a set of cards onto cardstock and laminate
 - Make one set for each student and one for the teacher to use in I Spy games

Preassessment (do day 1 before starting)

- Choose the form of the assessment
- Give the assessment to assess vocabulary
- I cannot emphasize enough how important this preassessment is for

Teaching Tips

1. **Color Coding:** this is a really effective activity. Outline or color in at the corresponding picture symbol task.
 - a. For more info, read my <https://specialneedsforspecialneeds.com/2015/03/01/color-coding-3-ways-easily-and-effectively/>
 - b. I also have a blog post <https://specialneedsforspecialneeds.com/2015/03/01/color-coding-3-ways-easily-and-effectively/>
2. **Make your own copies of the activities from yesterday.** For that reason:
 - a. I often complete the activities that I could use year after year.
 - b. My copies were also helpful as a more support or as a way to

Quick Look

Day	Activity	Day	Activity	Day	Activity
1	<ul style="list-style-type: none"> • Book • Vocab cards intro • Circle map 	8	<ul style="list-style-type: none"> • Book • Vocab cards activity • Matching activity 	15	<ul style="list-style-type: none"> • Book • Vocab cards activity • Close worksheet
2	<ul style="list-style-type: none"> • Book • Vocab cards activity • Circle map 	9	<ul style="list-style-type: none"> • Book • Vocab cards activity • Check and balances activity 	16	<ul style="list-style-type: none"> • Book • Vocab cards activity • Close worksheet
	<ul style="list-style-type: none"> • Book • Vocab cards 		<ul style="list-style-type: none"> • Book • Vocab cards activity • Check and balances activity 	17	<ul style="list-style-type: none"> • Book • Vocab cards activity • Close worksheet

Day 3

Activity	Notes	Materials
Read or listen to a recording of the book: (10 minutes)	<ul style="list-style-type: none"> • Read through the story, asking lots of questions • Continue to make connections between book and vocabulary board 	<ul style="list-style-type: none"> • Book • Vocabulary board
Vocabulary cards I Spy Game (10 minutes)	<ul style="list-style-type: none"> • I play this game see description on day 2 • Today, try to give clues about the card your student needs to find <ul style="list-style-type: none"> ◦ Read definition ◦ Show real photo that relates to card from book ◦ Describe the picture • Discuss relevant points on the card <ul style="list-style-type: none"> ◦ You can also play this game in this manner having them find the symbol on their vocabulary board 	<ul style="list-style-type: none"> • Vocabulary cards (student set and teacher set) • Vocabulary board
Circle map review (5 minutes)	<ul style="list-style-type: none"> • Review the circle map completed yesterday 	<ul style="list-style-type: none"> • Worksheet completed yesterday
Circle map (10 minutes)	<ul style="list-style-type: none"> • Do the circle map on the Judicial Branch • Choose the best version depending on the learning level of your students (see worksheet directions for more details) • Add color coding if needed • Students complete the worksheet • Make connections to the book as necessary 	<ul style="list-style-type: none"> • Worksheet • Scissors • Glue
Sharing (10 minutes)	<ul style="list-style-type: none"> • Each student shares their finished worksheet with the group using the communication method of their choice 	<ul style="list-style-type: none"> • Completed worksheets • Communication devices

The lesson plans contain:

- Overall tips for teaching students with significant needs
- A quick look at what you will do each day
- Detailed instructions on how that day's lesson should run

The President is also in charge of making sure people follow new laws. He has lots of people to help him make sure this happens.



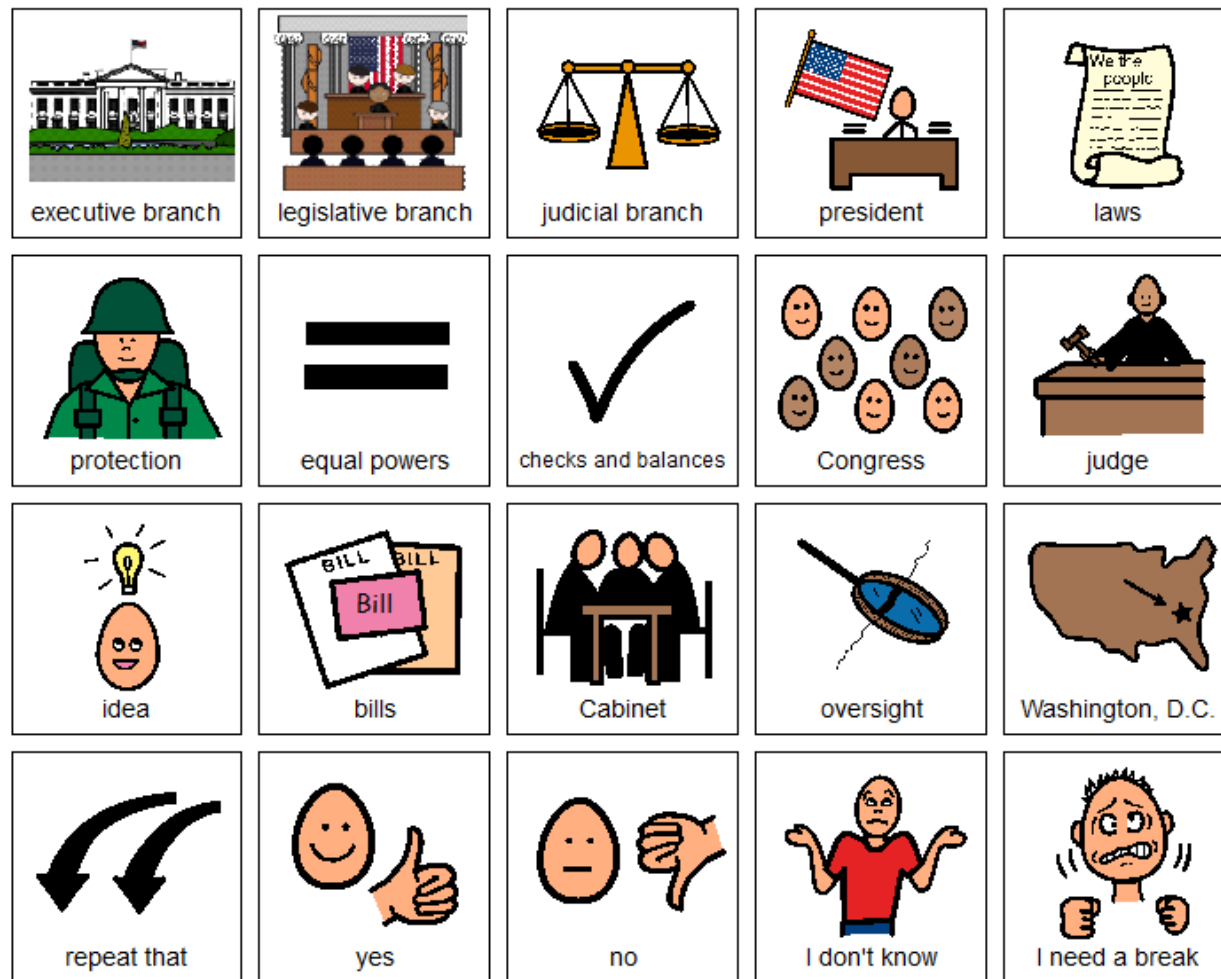
A member of Congress, either a Senator or Representative, will then take that idea and **spo**



This unit contains 4 books.

- Branches of government
- How a bill becomes a law
- President Biden
- Vice President Harris

Both books come in a PowerPoint version as well as a voice-recorded PowerPoint (so you don't have to print it out.) There are also movie versions you can use in google slides.



Christa Joy, Special Needs for Special Kids
 The Picture Communication Symbols ©1981-2019 by Tobii Dynavox. All Rights Reserved
 Worldwide. Used with permission. Boardmaker® is a trademark of Tobii Dynavox

This unit comes with a vocabulary board.

Vocabulary boards are great for ALL students to assist with participation and engagement in group discussions.

Tips on how to use in the unit!!

Also in black and white

executive branch

Branch of government led by the president. Also includes the Vice President and people who help the President make decisions.



legislative branch

Branch of government that writes laws. It is made up of the House of Representatives and the Senate.



judicial branch

Branch that interprets the law and is made up of the Supreme court and federal judges.



President

Leader of the country and the military. Also the leader of the executive branch.



commander in chief



veto



pardon




Vice President



There are vocabulary cards students will use every day for a group activity. There is also a cut and paste activity.


Executive Office of the President (EOP)

Part of the executive branch. Made up of the White House Staff and keep things running smoothly.



Press Secretary

Person in the EOP who is responsible for communicating with the press and general public.



Cabinet

Part of the executive branch. Made up of the heads of 15 big departments that help advise the President.



Department of Agriculture



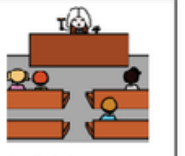


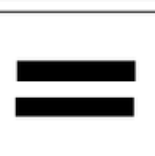
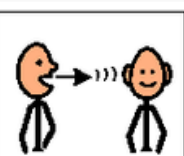
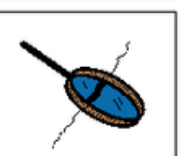


Responsible for keeping our food safe and protects the land for farming.





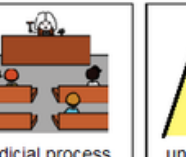









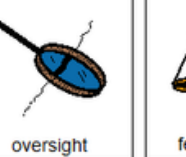




Errorless version

Cut apart pictures and place in circle map about the Judicial Branch.

 justices	 Supreme Court	 judicial process	 unconstitutional	 serve for life
 equal powers	 interpret the law	 oversight	 federal courts	 checks

Cut apart pictures and place in circle map **ONLY IF** they relate to the Judicial Branch.

 senate	 Supreme Court	 judicial process	 unconstitutional	 serve for life
 equal powers	 interpret the law	 Congress	 Vice President	 checks and balances
 justices	 military	 oversight	 federal courts	 EOP

Christa Joy, Special Needs for Speech
The Picture Communication Symbols ©1981-2019 by Tobii
Worldwide. Used with permission. Boardmaker® is a trademark.

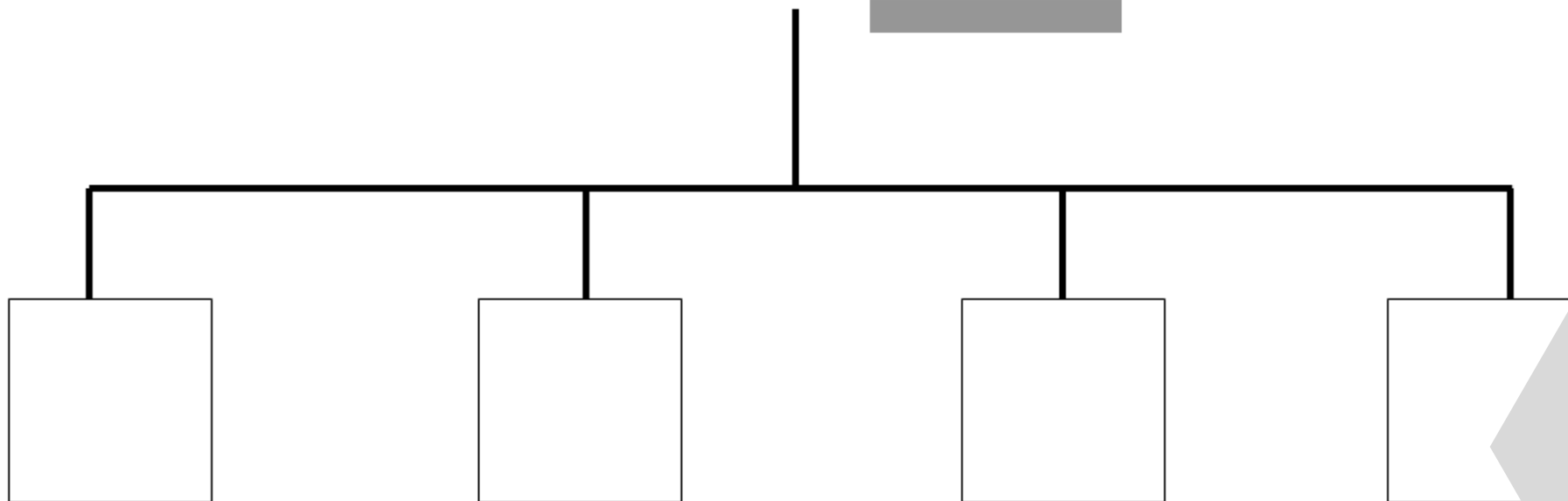
This unit contains 3 circle maps:

- Executive branch
- Legislative branch
- Judicial branch


There are 2 versions:

- Errorless option with only correct answers
- Wrong answers mixed in that students will have to set aside.

Executive Branch



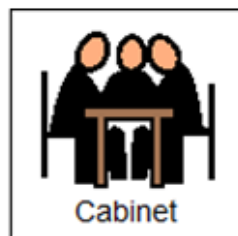
President



Vice President









EOP



Cabinet

This unit contains flow charts for each branch of government. Suggestions for differentiation are included.




Match the correct branch of government with each job or responsibility listed.

 Press Secretary	
 Congress	
 EOP	
 Cabinet	
 Commander in Chief	
 Federal Judge	

Match with duty or entity on previous page. (there are more than you need.)

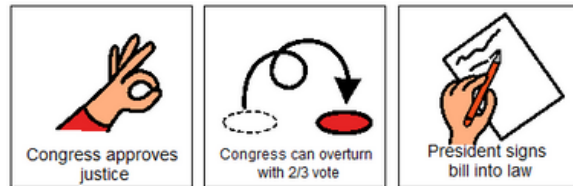
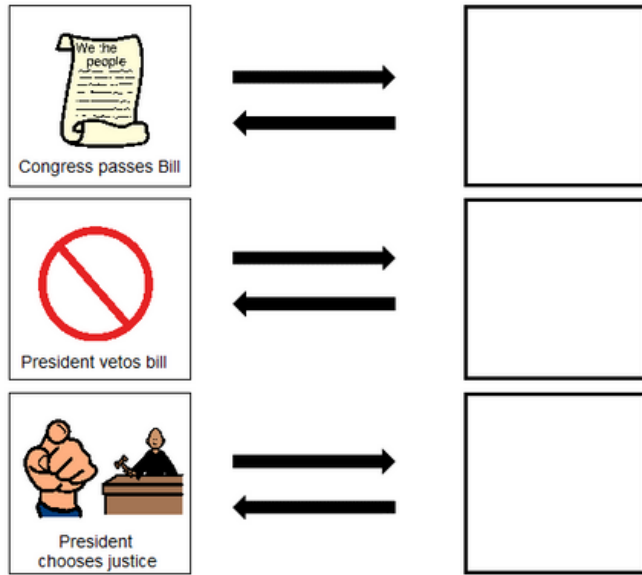
 executive branch	 executive branch	 executive branch	 executive branch	 executive branch
 legislative branch	 legislative branch	 legislative branch	 legislative branch	 legislative branch
 Judicial branch	 Judicial branch	 Judicial branch	 Judicial branch	 Judicial branch
 executive branch	 executive branch	 executive branch	 executive branch	 executive branch
 legislative branch	 legislative branch	 legislative branch	 legislative branch	 legislative branch
 Judicial branch	 Judicial branch	 Judicial branch	 Judicial branch	 Judicial branch

Match the correct branch of government with each job or responsibility listed.

 justice	
 Speaker of the House	
 Vice President	
 Representative	
 President	
 Senator	


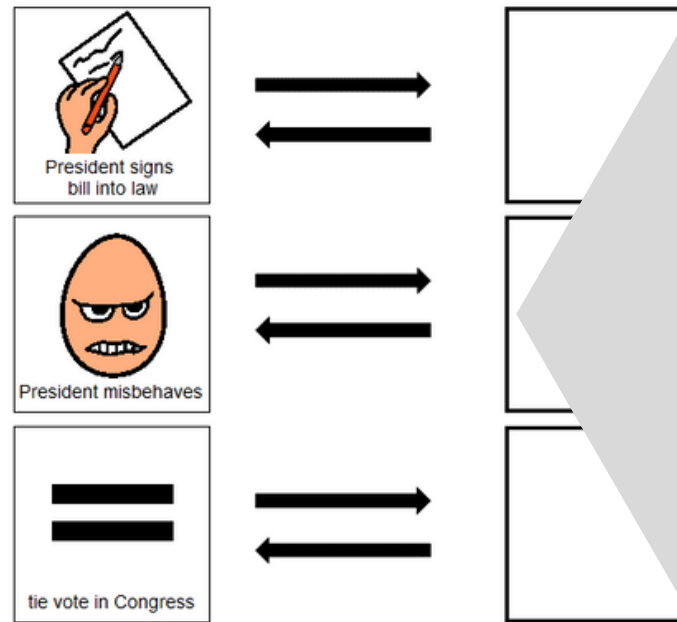
There is a matching activity where students will match various duties to each branch of government.

Find the correct pictures to show how each action by one branch is checked by an action of another branch.



Christa Joy, Special Needs for Special Kids
The Picture Communication Symbols ©1981-2019 by Tobii Dynavox. All Rights Reserved
Worldwide. Used with permission. Boardmaker® is a trademark of Tobii Dynavox

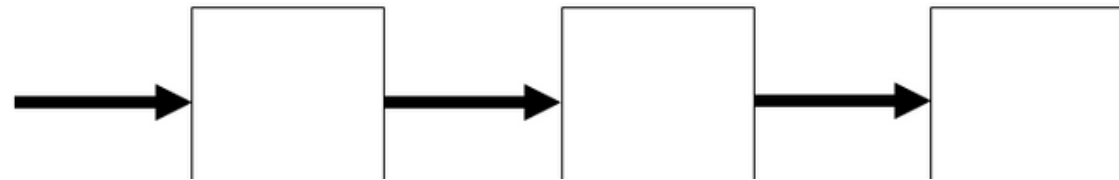
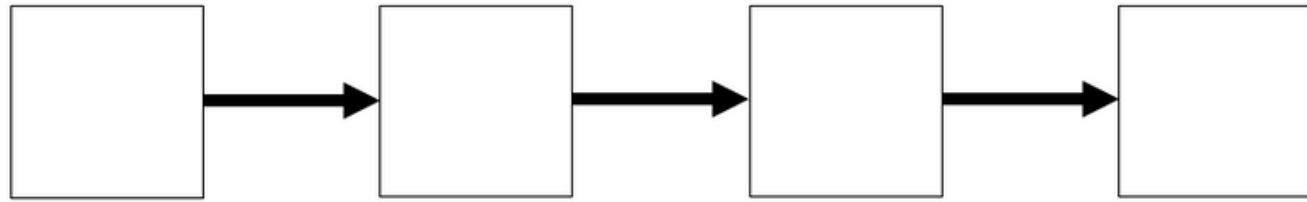
Find the correct pictures to show how each action by one branch is checked by an action of another branch.



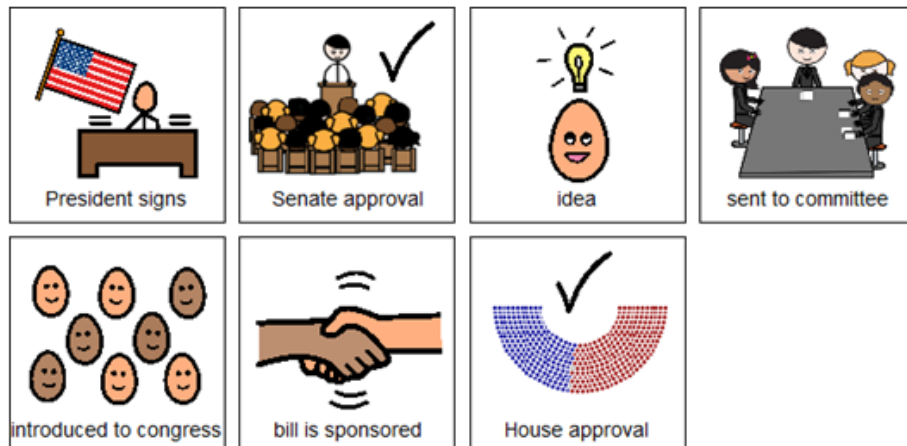
Christa Joy, Special Needs for Special Kids
The Picture Communication Symbols ©1981-2019 by Tobii Dynavox. All Rights Reserved
Worldwide. Used with permission. Boardmaker® is a trademark of Tobii Dynavox

This is a flow chart to show the checks and balances that exist between the three branches of government.

How a Bill Becomes a Law



Place in the correct order on the previous page.




There is a sequencing activity showing how a bill becomes a law. This is covered in the second book included in the unit.

Branches of Government

Christa Joy, Special Needs for Special Kids
The Picture Communication Symbols ©1981-2019 by Tobii Dynavox. All Rights Reserved

Place the following images in the empty squares on the previous page, completing the sudoku puzzle.



Branches of Government

Christa Joy, Special Needs for Special Kids
The Picture Communication Symbols ©1981-2019 by Tobii Dynavox. All Rights Reserved
Worldwide. Used with permission. Boardmaker® is a trademark of Tobii Dynavox

Students will have the opportunity to work with new vocabulary with 2 different puzzles.

Branches of Government

Z	C	N	N	W	P	B	I	L	L	P	S	I	S	C
J	U	S	T	I	C	E	I	B	O	L	J	J	E	A
H	Q	S	U	N	I	M	P	E	A	C	H	G	N	J
C	N	P	N	T	D	V	M	T	O	S	W	R	A	U
O	L	O	G	V	X	D	L	F	J	E	I	Q	T	D
X	H	N	L	E	G	I	S	L	A	T	I	V	E	I
Y	O	S	C	A	B	I	N	E	T	C	L	J	C	C
E	C	O	N	G	R	E	S	S	D	A	A	U	Y	I
H	J	R	M	K	Z	A	U	N	B	Y	K	L	P	A
J	P	R	E	S	I	D	E	N	T	J	R	H	A	L
Q	Y	L	N	H	R	H	R	A	V	K	V	W	R	M
T	S	J	E	X	E	C	U	T	I	V	E	V	D	F
V	R	K	K	Q	C	S	Z	Y	U	K	T	F	O	Y
M	P	F	E	O	O	M	C	X	G	Y	O	F	N	L
U	N	N	Z	G	F	U	J	A	E	X	L	A	W	S

EXECUTIVE	LEGISLATIVE	JUDICIAL
PRESIDENT	VETO	PARDON
CABINET	SENATE	CONGRESS
JUSTICE	IMPEACH	SPONSOR
LAW	BILL	

Legislative Branch

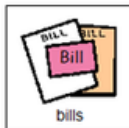
1. The Legislative branch is made of and .

2. Their main job is to write that will become laws.

3. Congress can also declare .

4. The leader of the House of Representatives is the .

5. Congress is also responsible for , making sure everyone is doing their job.



How a bill becomes a law


1. A bill starts with an .

2. Someone in Congress must the idea and write it.

3. The bill then goes to a .

4. After it is approved, the bill goes to the .

5. The President can either it or it.



Close worksheets are a great informal assessment. This unit has several of them to review each branch of government as well as one on how a bill becomes a law.

Answer key included.

1. All three branches of government have powers that are:



2. Which branch can declare war?



3. The Commander in Chief, in charge of the:



4. The legislative process is how a bill becomes:




5. In order for an idea to become a bill, someone in Congress needs to:



Christa Joy, Special Needs for Special Kids
The Picture Communication Symbols ©1981-2019 by Tobii Dynavox
Worldwide. Used with permission. Boardmaker® is a

Print onto cardstock or mount on index cards. Cut pictures apart and show student answer choices for each question.

Q 7



Version 3

1. All three branches of government have powers that are:

- A. equal
- B. unequal
- C. tied together

2. Which branch can declare war?

- A. executive
- B. legislative
- C. judicial

3. The Commander in Chief, in charge of the military, is also the:

- A. Press Secretary
- B. Speaker of the House
- C. President

4. The legislative process is how a bill becomes a:


- A. song
- B. law
- C. letter

5. In order for an idea to become a bill, someone in Congress needs to:

- A. forget it
- B. sign it
- C. sponsor it

6. This is made up of 15 department heads who help the President:

- A. Senate
- B. class
- C. Cabinet



© 2019 by Tobii Dynavox. All Rights Reserved
Tobii Dynavox is a trademark of Tobii Dynavox

FINALLY the assessment!! There are 3 versions.

- 10 questions with 3 picture choices for each question
- cut out the answer choices and glue them on index cards
- traditional multiple choice

Answer key included.



Watch the movie
on the Branches
of Government

Finally, the Vice President actually serves as the President of the Senate. He is normally not very involved in the Senate, unless there is a tie vote, and then the Vice President will break the tie.



Christa Joy, Special Needs for Special Kids

So, if the bill deals with the environment, then it will go to a committee of people who know a lot about the environment and feel strongly about protecting it.



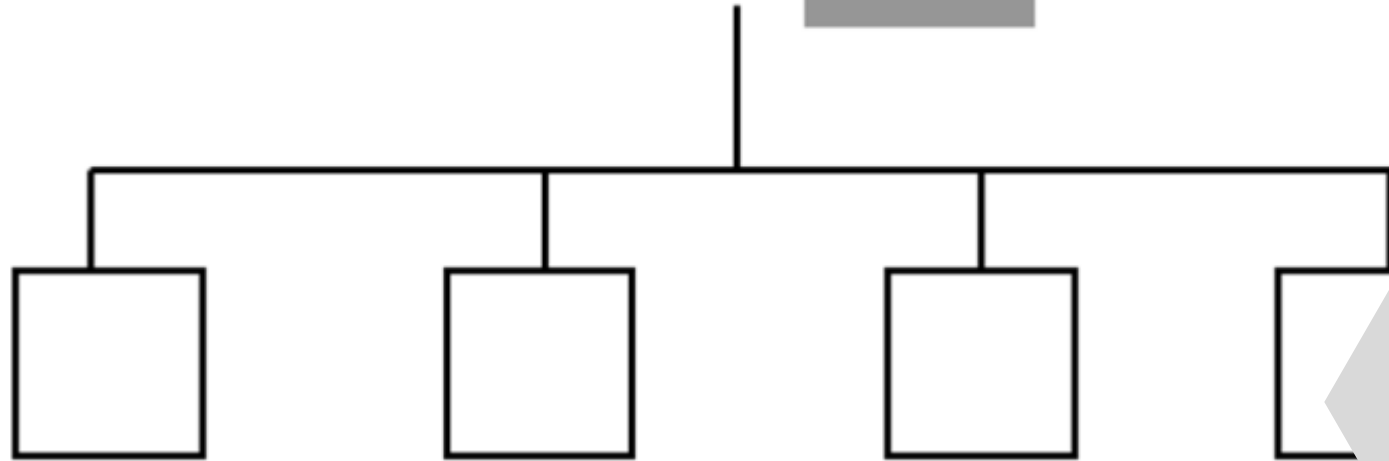
Christa Joy, Special Needs for Special Kids

Watch the
video How a
Bill Becomes a
Law

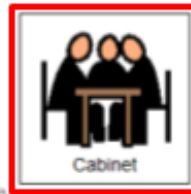
There are digital versions for most of the activities in this unit. Both books come in movie files you can show in google classroom or in a google slide.

Great for review!!

Executive Branch



Place each picture in the empty boxes to show how the executive branch is set up.









There are 2 sets of digital activities. All the activities in both sets are click and drag; there is no typing required.

Christa Walz, Special Kids







The Picture Communication Symbols ©1981-2019 by Tobii Dynavox. All Rights Reserved. Used with permission. Boardmaker® is a trademark of Tobii Dynavox.

Perfect for any learning level

 Press Secretary	<input type="text"/>
 Congress	<input type="text"/>
 EOP	<input type="text"/>
 Cabinet	<input type="text"/>
 Commander in Chief	<input type="text"/>
 federal judge	<input type="text"/>

Day 7
differentiated

Match the correct branch of government with each job or responsibility listed.

 executive branch	 executive branch	 executive branch	 executive branch
 legislative branch			
 Judicial branch			

The second set of slides is differentiated with color to add more support to students who are still learning the information. These make great independent work centers.