

**BACK TO
SCHOOL
CURRICULUM**

19 units

SPECIAL EDUCATION

**JOY
2
TEACH**

For students who:

- are emerging or non-readers
- take alternate assessments
- are in special education
- short-attention span
- lack pre-requisite skills
- benefit from the use of pictures for support
- elementary school



Why you need this bundle:

- If you teach multiple grade levels, you have all you need in one place.
- Having the same layout for each unit reduces students' anxiety and allows them to focus on the content.
- Aligned with most extended learning standards.
- Saves you money
- Saves you time.

This curriculum includes 3 units reviewing rules and expectations, 12 literacy units, and 4 social stories.

- Back to School Unit Rules, Expectations, and Feelings
- Following Directions Back to School Activities
- No Prep Back To School Worksheets
- A Tiger Tail Literacy Unit
- Back to School Rules Literacy Unit
- First Day Jitters Literacy Unit
- If You Take a Mouse to School Literacy Unit
- Lena's Shoes Are Nervous Literacy Unit
- The Day You Begin Literacy Unit
- The Kissing Hand Literacy Unit
- The Pigeon has to go to School Literacy Unit
- We Don't Eat Our Classmates Literacy Unit
- Wemberly Worried Literacy Unit
- How do Dinosaurs go to School Literacy Unit
- Officer Buckle and Gloria Literacy Unit
- Listening Social Story
- Lunchtime Social Story
- Riding the Bus Social Story
- Staying in My Chair Social Story

All units have
printable AND
digital versions

All the units contain similar activities, so students become familiar with the format and can concentrate more on the content. Although there is some variation, each unit has:

- Detailed lesson plans
- A book PLUS a pre-recorded PowerPoint show and movie version
- Vocabulary board to increase engagement and participation
- Circle maps
- Sorting activities
- Matching activities
- Labeling activities
- Writing prompts

All units have
printable
AND digital
versions



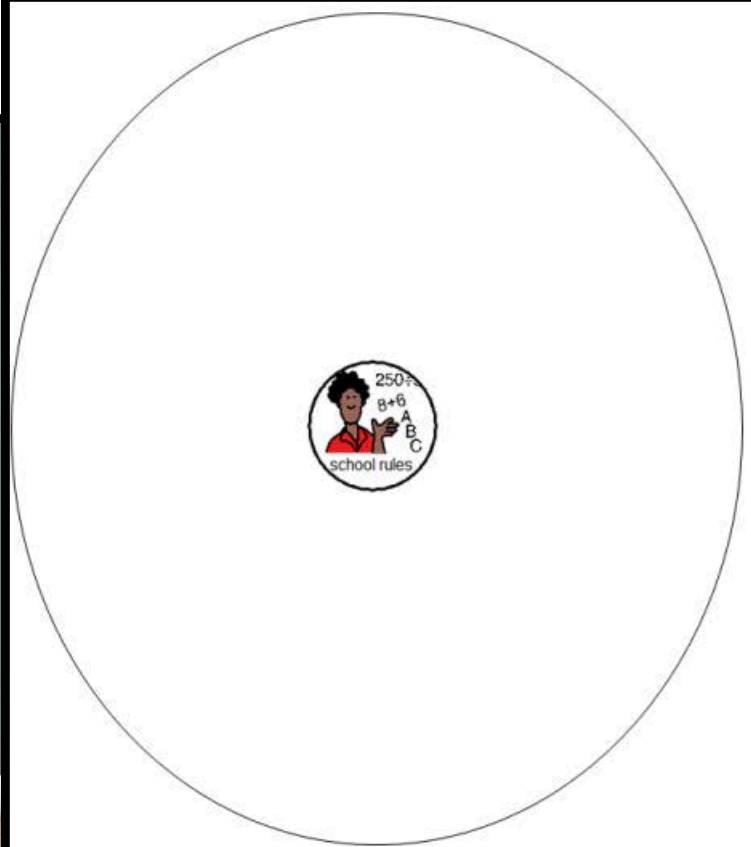
Units reviewing
rules & expectations

Think about the rules in your school. Which of the things on the next page are good choices and which are not?

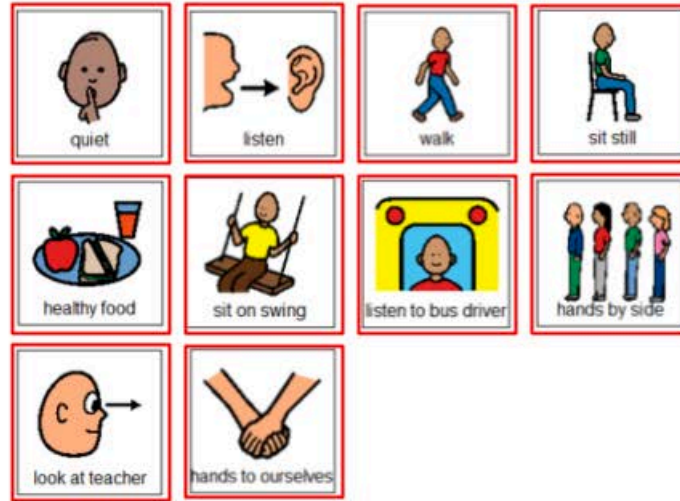


Back to School Unit

This unit has a week of activities reviewing rules, expectations, and feelings about returning to school.



Place pictures in circle map about following school rules.



How I am feeling

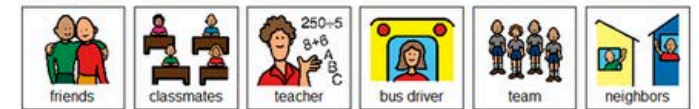

I am going back to school. I feel

I am excited to see my

I am looking forward to going to the

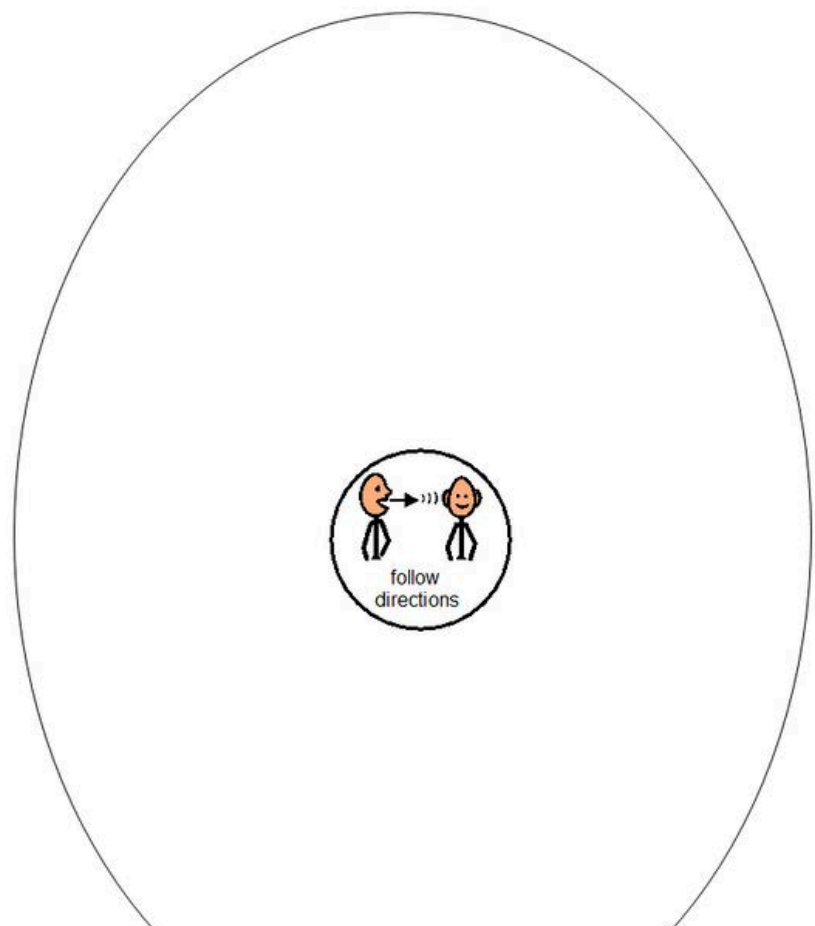
But, I will miss the time to

For now, I am and I know t

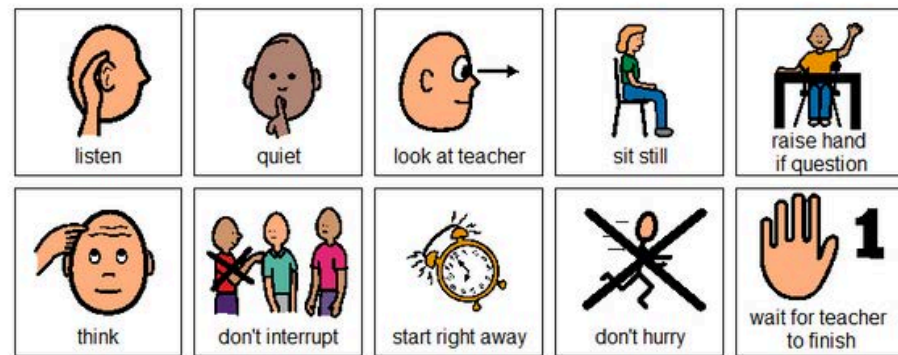


Following Directions Unit


This unit has 7 days of activities that give students practice following various types of directions.



Cut out pictures and place in circle map showing good ways to follow directions.



Cut out the pictures on the next page and place in the correct boxes according to the directions.



Read or listen to the directions and place the pictures in the correct positions on the previous page.

Follow Directions

1. Cut out the pictures below
2. Put the bird above the tree
3. Put the nest in the tree
4. Put the squirrel on the roof
5. Put the girl in front of the door
6. Put the dog next to the tree
7. Put the bike next to the house
8. Put the butterfly between the windows



Christa Joy, Special Needs for Special Kids
The Picture Communication Symbols ©1981-2019 by Tobii Dynavox. All Rights Reserved
Worldwide. Used with permission. Boardmaker® is a trademark of Tobii Dynavox

errorless

Match the phrase that fits each picture when it comes to following directions.



I am sure engineers followed directions to build this!

If you don't follow directions on the road, you may get a ticket.

It is hard to do a job if you don't have directions.

If no one gives you good directions, you could get lost!

Christa Joy, Special Needs for Special Kids
The Picture Communication Symbols ©1981-2019 by Tobii Dynavox. All Rights Reserved
Worldwide. Used with permission. Boardmaker® is a trademark of Tobii Dynavox



Syllables

Color all the words with **1** syllables **RED**
 Color all the words with **2** syllables **BLUE**
 Color all the words with **3** syllables **YELLOW**



Christa Joy, Special Needs for Special Kids
 The Picture Communication Symbols ©1981-2020 by Tobii Dynavox. All Rights Reserved
 Worldwide. Used with permission. Boardmaker® is a trademark of Tobii Dynavox

No Prep Worksheets

There are 4 weeks of non-prep worksheets with a back to school theme. These are great for warm-ups and time fillers. They review basic ELA, math, science, and civics themes.

dairy	meat / fish			
Cut pictures apart and sort into correct column.				
cheddar cheese	hot dogs	steak	milkshake	ice cream
bacon	yogurt	chicken nuggets	butter	fish sticks

Christa Joy, Special Needs for Special Kids
 The Picture Communication Symbols ©1981-2020 by Tobii Dynavox. All Rights Reserved
 Worldwide. Used with permission. Boardmaker® is a trademark of Tobii Dynavox

18	<input type="text"/>	<input type="text"/>			
	<input type="text"/>	<input type="text"/>			
7	<input type="text"/>	<input type="text"/>			
	<input type="text"/>	<input type="text"/>			
54	<input type="text"/>	<input type="text"/>			
	<input type="text"/>	<input type="text"/>			
Determine the correct number of tens and ones.					
<input type="text"/>	<input type="text"/>	<input type="text"/>	<input type="text"/>	<input type="text"/>	<input type="text"/>
<input type="text"/>	<input type="text"/>	<input type="text"/>	<input type="text"/>	<input type="text"/>	<input type="text"/>

Cut pictures apart and sort into correct location on the map.

molding clay	tray	principal	teacher	paintbrush
milk	jump rope	desk	basketball	nurse

Christa Joy, Special Needs for Special Kids
 The Picture Communication Symbols ©1981-2020 by Tobii Dynavox. All Rights Reserved
 Worldwide. Used with permission. Boardmaker® is a trademark of Tobii Dynavox

These worksheets are in a printable format **ONLY.**



Literacy Units



Table of Contents

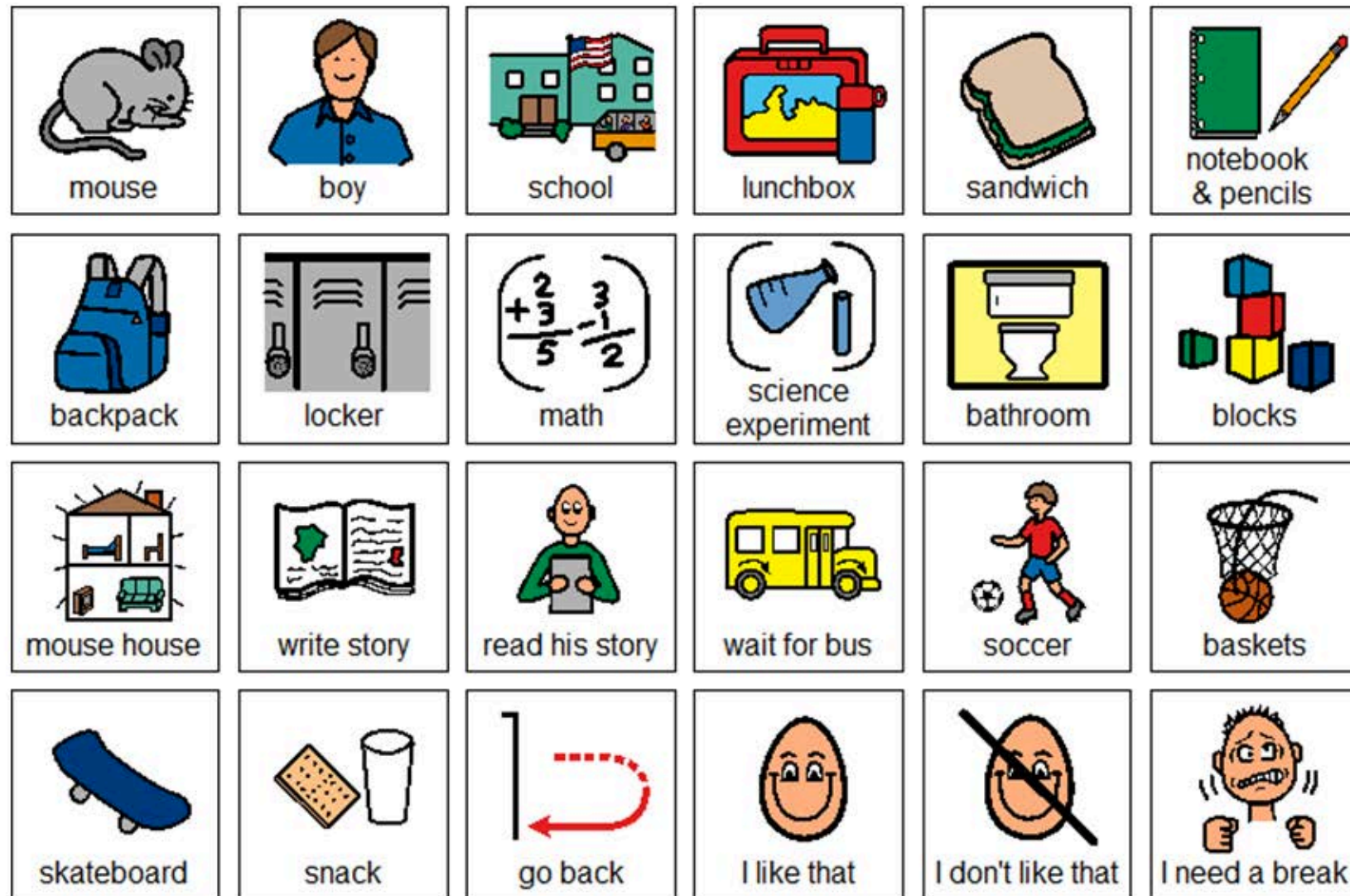
Pages	Activity
4-5	Vocabulary board
6-9	Circle map on story elements
10-12	Circle map on bravery
13-15	Circle map on raccoons
16-18	Change activity
19-21	Change power cards
22-23	Raccoon sorting activity
24-27	Raccoon close worksheets
28-29	Terms of Use

In a separate file you will find:

- Directions and links to digital activities
- Activities in black and white
- Social story: Dealing with Change (PowerPoint)
- Raccoons (PowerPoint)

Each unit has 5 activities to go with each book to last a full week of instruction.

Each unit comes in 2 separate files, one in color and one in black and white.













Every unit in the bundle comes with a vocabulary board. These are vital for increasing engagement and participation. Suggestions on how to utilize them are included in each unit.

Where are some different places you might sit in school?


















errorless

Place the following in the circle map showing different places you might sit in school.





 bean bag chair	 couch	 chair	 rocking chair	 carpet
 bench	 bench	 stool	 ball	 mat

Each unit has a circle map focused on a topic from the book. There is an option that only has correct answers and one that has wrong answers mixed in.






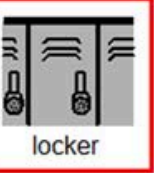


Place the pictures in the pond on the previous page **ONLY IF** they are things about dinosaurs.

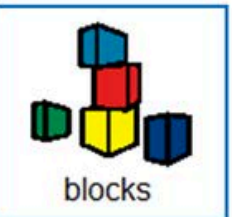



 extinct	 huge	 fur	 plant eaters	 fly
 horns	 plates	 hatch	 tiny	 reptiles
 live in a zoo	 made fire	 meat eaters	 museum	 outer space

Christa Joy, Special Needs for Special Kids The Pic
Dynavox. All Rights Reserved Worldwide. Used w
Dys

 school	→	<input type="text"/>
 lunchbox	→	<input type="text"/>
 backpack	→	<input type="text"/>
 science experiment	→	<input type="text"/>


Christa Joy, Special Needs for Special Kids
The Picture Communication Symbols ©1981-2020 by Tobii Dynavox. All Rights Reserved
Worldwide. Used with permission. Boardmaker® is a trademark of Tobii Dynavox

 mouse house	 soccer	 school	 sandwich
 bathroom	 locker	 lunchbox	 read his story

 blocks	→	<input type="text"/>
 write story	→	<input type="text"/>
 wait for bus	→	<input type="text"/>
 lunchbox	→	<input type="text"/>

Christa Joy, Special Needs for Special Kids
The Picture Communication Symbols ©1981-2020 by Tobii Dynavox. All Rights Reserved
Worldwide. Used with permission. Boardmaker® is a trademark of Tobii Dynavox

There are matching activities. There are directions on how to add color coding for students who need more support.



There are sorting activities. Suggestions for differentiation are included.

What if?


What if I don't like ?

What if my teacher is ?










What if my friends are ?

What if I get ?

But what if it is a year?



Christa Joy, Special Needs for Special Kids The Picture Communication Symbols ©1981-2020 by Tobii Dynavox. All Rights Reserved Worldwide. Used with permission. Boardmaker® is a trademark of Tobii Dynavox.

 school	 my class	 my teacher	 the bus driver	 mornings
 old	 mean	 stinky	 weird	 short
 mean	 loud	 too busy	 gone	 sick
 sick	 hurt	 embarrassed	 a rash	 lost
 great	 exciting	 good	 super	 wonderful

Christa Joy, Special Needs for Special Kids The Picture Communication Symbols ©1981-2020 by Tobii Dynavox. All Rights Reserved Worldwide. Used with permission. Boardmaker® is a trademark of Tobii Dynavox.

There are writing prompts. These are errorless activities that allow students to write their own stories independently.



Social Stories

When I am in the cafeteria, it is best to stay in my chair.



Christa Joy, Special Needs for Special Kids

Recess is a time I usually get to go outside. I may walk and run around once we get to the playground.




Christa Joy, Special Needs for Special Kids

In each example below, circle the picture that shows the student who looks like they are following the rules on the playground and being safe.

1.



2.



3.



Christa Joy, Special Needs for Special Kids The Picture Communication Symbols ©1981-2019 by Tobii Dynavox. All Rights Reserved Worldwide. Used with permission. Boardmaker® is a trademark of Tobii Dynavox.

There are 3 social stories in this bundle.

1. Lunch Time
2. Recess
3. Picture Day

Each one has a story you can edit and related activities.

These social stories are in a printable format ONLY.

When I am on the school bus,
it is best to stay in my seat.



©ChristaJoy, SNSK

Circle the correct answer.

1. It is okay to crawl under my desk.



2. It is okay to raise my hand.



3. It is okay to ask for help.



4. It is okay to crawl on the floor.



5. The floor is dirty.



Many of the literacy units also contain a social story related to back to school.


Front of card

Sitting in my Chair



Back of card

Remember



Most of these units include digital versions of the activities. These require the student to click and drag the answers. There is no drawing or typing involved.

There is a movie version of the book.

There are 2 complete sets of slides. One set is differentiated with color.

Make great independent learning centers.



This is going to be a great year!!

©Christa Joy, SNSK

The movie version
of the books from
the unit.



It is very important to listen to the bus driver. They have a very important job to get us to and from school safely.

©Christa Joy, SNSK

Watch the following video on The Kissing Hand.



Literacy units have a video of the book read aloud.

Use for more review.

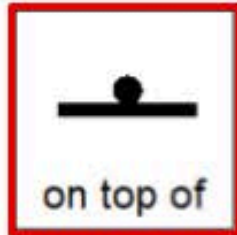


The mouse is the net.

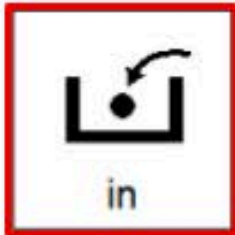


The mouse is the lockers.


Match the right preposition.



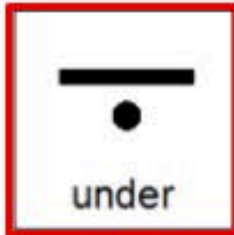
on top of



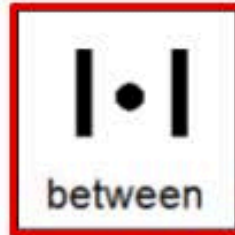
in




behind



under



between



in front

ChristaJoy, Special Needs for Special Kids
Preposition Symbols ©1981-2020 by Tobii Dynavox. All Rights Reserved
with permission. Boardmaker® is a trademark of Tobii Dynavox


The digital activities are click and drag.

Perfect for any learning level.



Sort the following pictures into those that are and are NOT raccoons.

differentiated



Christa Joy, Special Needs for Special Kids
The Picture Communication Symbols ©1983-2019 by Tobii Dynavox. All Rights Reserved
Worldwide. Used with permission. Boardmaker™ is a trademark of Tobii Dynavox

Each unit comes with a set of slides that are differentiated with color.

Still have questions?

Reach out at specialneedsforspecialkids@gmail.com

I will answer your question personally and promptly.

