

SPECIAL ED

AUTHOR'S PURPOSE



INCLUDES GOOGLE SLIDES



This unit was created with this guy in mind. He has autism and an intellectual disability. He is a non-reader but loves books and stories. With some support he is able to do this unit, and enjoys the challenge. He is my tester!!

Author's Purpose Unit for Special Education

By
Christa Joy

Special Needs for Special Kids



Christa Joy, Special Needs for Special Kids

2

Table of Contents

Worksheet pages	Title
4-20	What's the Purpose book
21-23	Vocabulary board
24-30	Purpose Flow Charts
31-47	Student flow charts
48-55	Author's Purpose worksheet set #1
56-67	Author's Purpose worksheet set #2
68-71	Quiz
72-73	Terms of Use

In a separate file:

- Lesson plan
- Voice recorded PowerPoint
- Directions and links to digital activities

Christa Joy, Special Needs for Special Kids

3

This unit contains almost 100 pages of material. I have included a detailed lesson plan to help you make the most of everything in this unit including how to add some group activities.

Author's Purpose Lesson Plan

Preparation

- Print out a vocabulary board for each student to use throughout unit
 - Laminate or place in page protector
- Book
 - Print out, laminate, and bind
- Flow Charts
 - Print out the large flow charts and laminate or place in page protector

Preassessment (do day 1 before starting lesson)

- Use the quiz to assess what your students may already know
- I cannot emphasize enough how important this step is. If you want to see growth, this preassessment is so important!!

Teaching Tips

1. *Color Coding:* this is a really easy way to add more structure to a matching activity. Outline or color in an empty box or sorting label. Outline or color in the corresponding picture symbols the same colors. Becomes a color matching task.
 - a. For more info, read more here:
<https://specialneedsforspecialkids.org/2015/09/05/using-color-coding-for-differentiation/>
 - b. I also have a blog post on differentiating one activity 3 ways:
<https://specialneedsforspecialkids.org/2018/10/22/differentiating-1-activity-3-ways-easily-and-effectively/>
2. *Make you own copies of the activities:* Every day I review the activity we did yesterday. For that reason:
 - a. I often complete the activity myself and often laminated it for easy review that I could use year after year.
 - b. My copies were also helpful as either a model for students who needed more support or as a way for more advanced students to self-check their work.
3. *Options for Use:* Turn any activity into a reusable file folder activity by laminating and adding Velcro.

The lesson plans contain:

Overall tips for teaching
students with significant
needs

Quick Look

Day	Activity
1	<ul style="list-style-type: none">• Book• Vocab board activity• Flow chart
2	<ul style="list-style-type: none">• Book• Vocab board activity• Flow chart
3	<ul style="list-style-type: none">• Book• Vocab board activity• Id purpose worksheet set 1
4	<ul style="list-style-type: none">• Book• Vocab board activity• Id purpose in a short story
5	<ul style="list-style-type: none">• Book• Vocab board activity• Id purpose in a short story
6	<ul style="list-style-type: none">• Book• Vocab board activity• Id purpose in a short story
7	<ul style="list-style-type: none">• Book• Vocab board activity• Id purpose in a short story
8	<ul style="list-style-type: none">• Book• Vocab board activity• Id purpose in a short story
9	<ul style="list-style-type: none">• Quiz

The lesson plans contain:

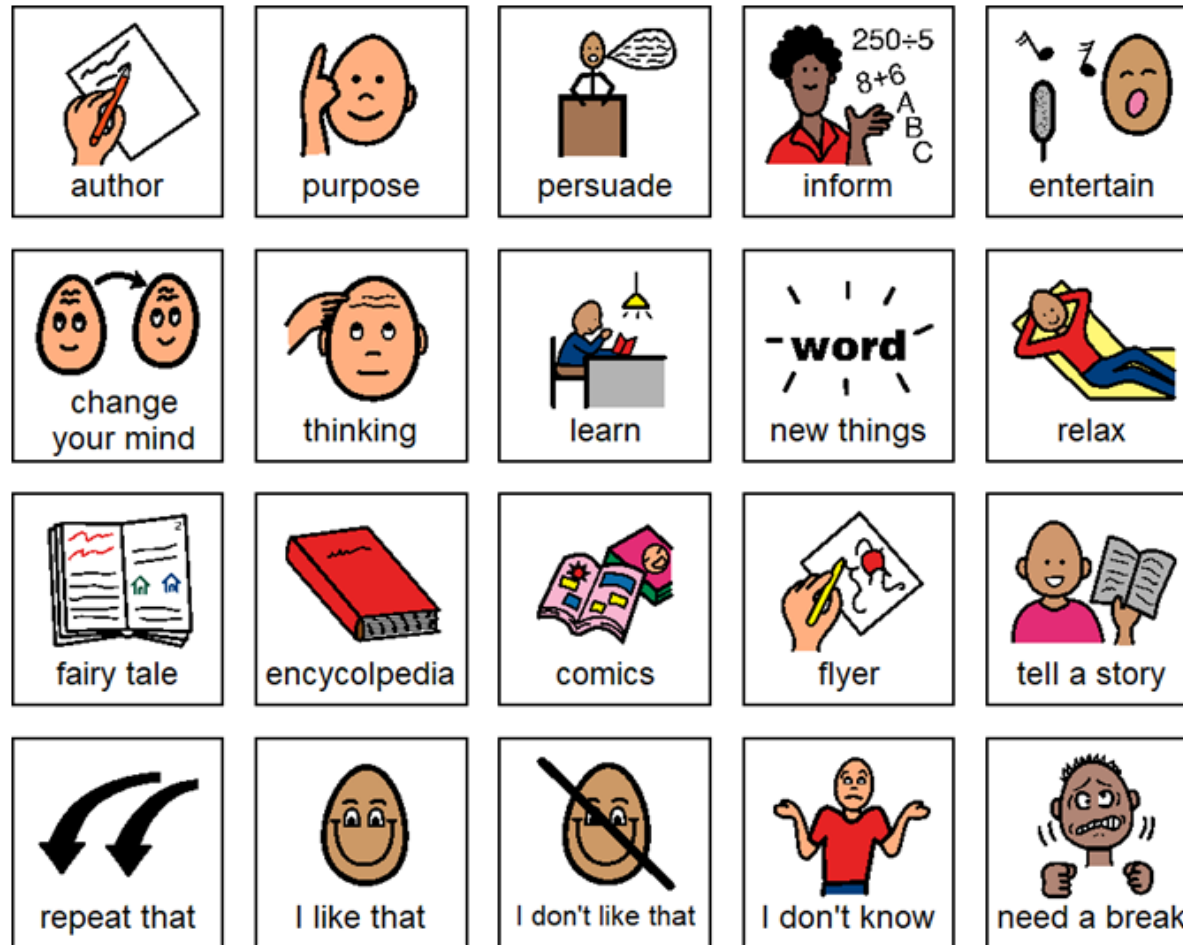
A quick look at what you will do each day

Day 5

Activity	Notes	Materials
Read the book: What's the purpose? (10 minutes)	<ul style="list-style-type: none">• Read through the story, asking lots of questions• Continue to make connections between book and vocabulary board	<ul style="list-style-type: none">• Book• Vocabulary board
Vocabulary board Bean Bag Toss (10 minutes)	<ul style="list-style-type: none">• Glue the cut apart symbols to the paper plates (one on each plate)• Arrange them around the room• Students toss the bean bag trying to get it to land on a paper plate• Students retrieve the paper plate and share the vocabulary symbol they retrieved	<ul style="list-style-type: none">• Vocabulary board cut apart• Small paper plates (you can also use pieces of construction paper)• Bean bags
Flow chart review (5 minutes)	<ul style="list-style-type: none">• Review the worksheets completed yesterday	<ul style="list-style-type: none">• Worksheets completed yesterday
Id purpose worksheet review (5 minutes)	<ul style="list-style-type: none">• Review one of the worksheets completed yesterday	<ul style="list-style-type: none">• worksheet completed yesterday
Id Author purpose from a short story (10 minutes)	<ul style="list-style-type: none">• Complete the next 2 stories• Read the story aloud and have students identify the purpose• See if students can identify the <u>clues</u> they used to make their decision• Use flow charts when completing• Optional: color in picture when done• Make connections to book and flow charts	<ul style="list-style-type: none">• Story• "Pencils"• Flow charts
Sharing (10 minutes)	<ul style="list-style-type: none">• Each student shares their finished worksheets with the group using the communication method of their choice	<ul style="list-style-type: none">• Completed worksheet• Communication devices

The lesson plans contain:

Detailed instructions on how that day's lesson should run



ChristaJoy, Special Needs for Special Kids
 The Picture Communication Symbols ©1981–2022 by Tobii Dynavox. All Rights Reserved
 Worldwide. Used with permission. Boardmaker® is a trademark of Tobii Dynavox

This unit comes with a vocabulary board.


Vocabulary boards are great for ALL students to assist with participation and engagement in group discussions.

Tips on how to use included in the unit!!


Many stories are told to **INFORM** the reader about something interesting or new.



Christa Joy, Special Needs for Special Kids



Many stories are told to **ENTERTAIN** the reader.



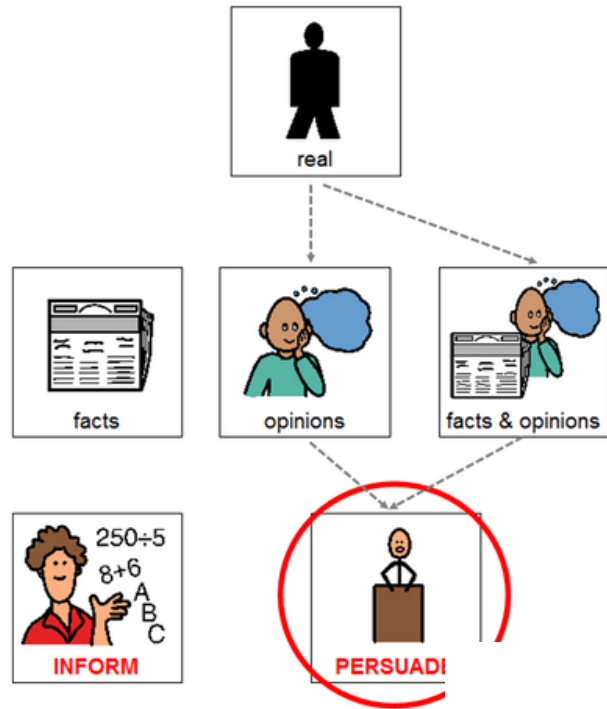
Christa Joy, Special Needs for Special Kids



There is a book with this unit using simple text and photos. It is 17 pages and reviews the three types of author's purpose.

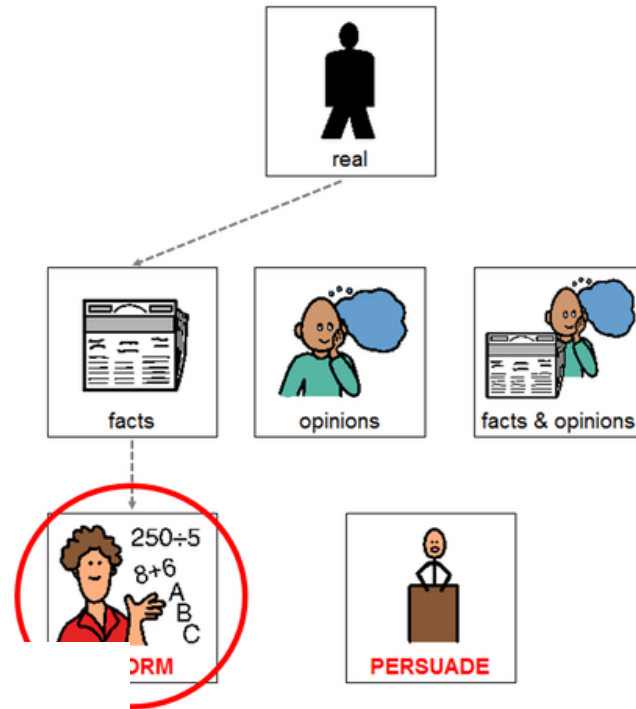
It comes in pdf versions as well as a voice-recorded PowerPoint and movie file (so you don't have to print it out.)

To PERSUADE




Christa Joy, Special Needs for Special Kids
The Picture Communication Symbols ©1981-2019 by Tobii Dynavox. All Rights Reserved
Worldwide. Used with permission. Boardmaker® is a trademark of Tobii Dynavox

To INFORM



Christa Joy, Special Needs for Special Kids
The Picture Communication Symbols ©1981-2019 by Tobii Dynavox. All Rights Reserved
Worldwide. Used with permission. Boardmaker® is a trademark of Tobii Dynavox

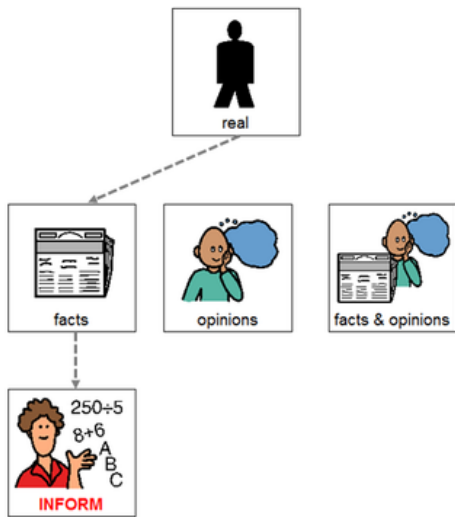
To ENTERTAIN



Christa Joy, Special Needs for Special Kids
The Picture Communication Symbols ©1981-2019 by Tobii Dynavox. All Rights Reserved
Worldwide. Used with permission. Boardmaker® is a trademark of Tobii Dynavox

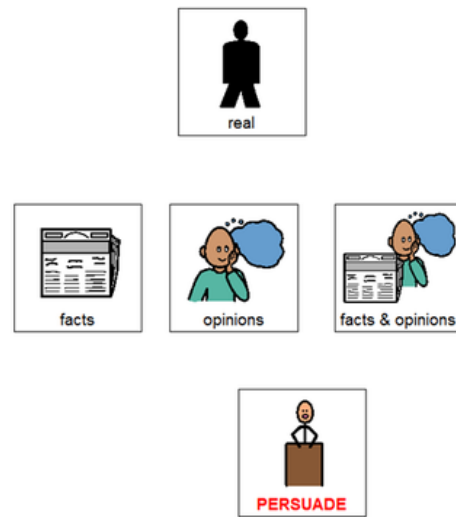
There are large cards that outline the flow chart for each author's purpose.

Author Purpose: inform



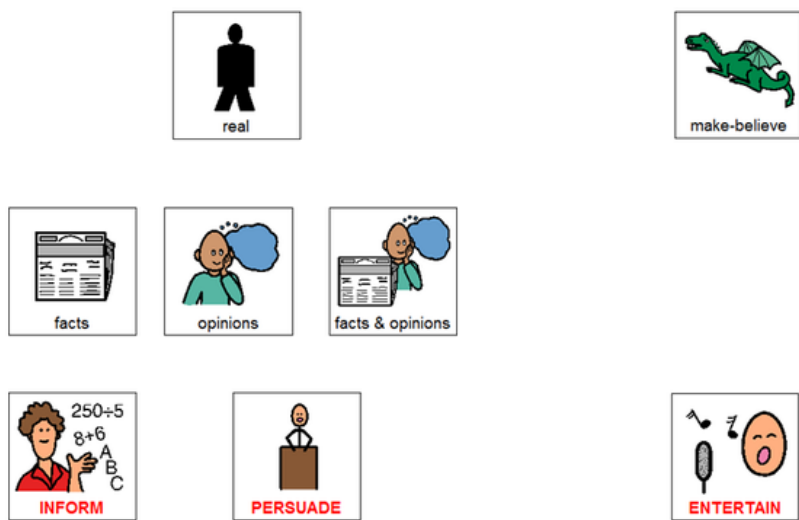
Christa Joy, Special Needs for Special Kids
 The Picture Communication Symbols ©1981–2019 by Tobii Dynavox. All Rights Reserved
 Worldwide. Used with permission. Boardmaker® is a trademark of Tobii Dynavox

Author Purpose: persuade



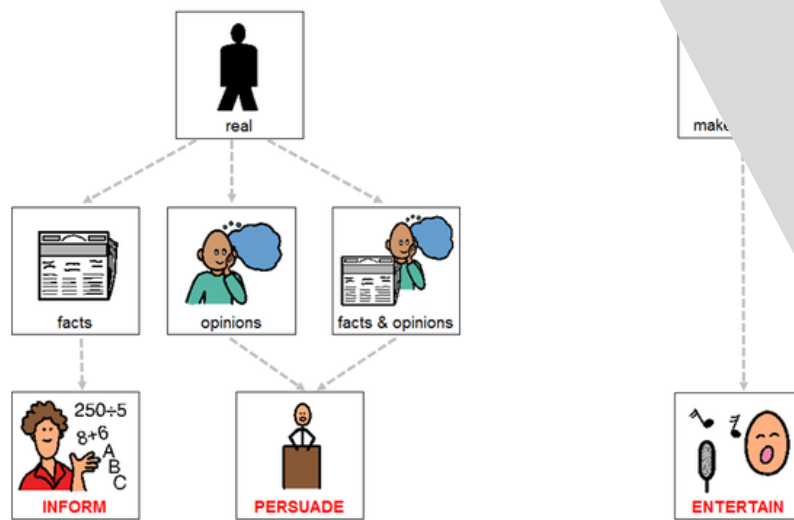
Christa Joy, Special Needs for Special Kids
 The Picture Communication Symbols ©1981–2019 by Tobii Dynavox. All Rights Reserved
 Worldwide. Used with permission. Boardmaker® is a trademark of Tobii Dynavox

Author Purpose: all



Christa Joy, Special Needs for Special Kids
 The Picture Communication Symbols ©1981–2019 by Tobii Dynavox. All Rights Reserved
 Worldwide. Used with permission. Boardmaker® is a trademark of Tobii Dynavox

Author Purpose: all



Christa Joy, Special Needs for Special Kids

There are worksheets for students to draw the flow charts themselves. There is a differentiated version included with dashed lines for students to trace if they need more support.

differentiated

Circle the correct answer. Refer to flow chart if needed.

1. A reference article from the encyclopedia on penguins.



2. A newspaper article on the importance of saving water.



3. Harry Potter and the Chamber of Secrets



4. Diary of a Wimpy Kid



Christa Joy, Special Needs for Special Kids
The Picture Communication Symbols ©1981-2019 by Tobii Dynavox. All Rights Reserved
Worldwide. Used with permission. Boardmaker® is a trademark of Tobii Dynavox

Circle the correct answer. Refer to flow chart if needed.

9. A story about a girl who meets a unicorn in the magical woods.



10. A newspaper article on who to vote for in the election.



11. Magazine article on listing statistics from the Dallas Cowboys last football season.



12. The Three Little Pigs fairy tale



Christa Joy, Special Needs for Special Kids
The Picture Communication Symbols ©1981-2019 by Tobii Dynavox. All Rights Reserved
Worldwide. Used with permission. Boardmaker® is a trademark of Tobii Dynavox

Circle the correct answer. Refer to flow chart if needed.

5. A pamphlet on the importance of learning to read.



6. A newspaper article on the hurricane.



7. Instruction booklet on how to put together a model airplane.



8. A story about a boy who turns into a lion at night.



Christa Joy, Special Needs for Special Kids
The Picture Communication Symbols ©1981-2019 by Tobii Dynavox. All Rights Reserved
Worldwide. Used with permission. Boardmaker® is a trademark of Tobii Dynavox




There are 3 worksheets where students circle the author's purpose in each example.

Mac, the Wonder Dog



Steve has a dog named Mac. He is amazing! Mac can climb trees and fly through the air, jumping from one tree to the next. Steve can also talk to Mac using a secret language. Mac is truly a wonder dog!

Circle the best answer.



Christa Joy, Special Needs for Special Kids

The Picture Communication Symbols ©1981–2019 by Tobii Dynavox. All Rights Reserved
Worldwide. Used with permission. Boardmaker® is a trademark of Tobii Dynavox



10 passages

Winter is a Blast



Winter is my favorite time of year. It is nice and cold in the winter, and there is plenty of snow and cool sports you can do. I love to go sledding and building snowmen. Don't you think winter sounds like the best time of year? Who wants to be all hot and sweaty? That is why I love winter!

Circle the best answer.



Christa Joy, Special Needs for Special Kids

The Picture Communication Symbols ©1981–2019 by Tobii Dynavox. All Rights Reserved
Worldwide. Used with permission. Boardmaker® is a trademark of Tobii Dynavox

There are 10 sort passages for students to read and identify the author's purpose. Suggestions for differentiation are included.

Author's Purpose Quiz

1. When an author write a story, he/she often has a:



headache



purpose



suitcase

2. If the author wants to change your mind, then the purpose is to:



persuade



inform



entertain

3. When an author uses the purpose to inform the reader, he/she wants the reader to:



relax



change their mind



learn

4. What is the author's purpose of most comic books?



persuade



inform



entertain

5. True or false. Knowing the author's purpose can help you to understand the story better.



true



false



I don't know

Christa Joy, Special Needs for Special Kids
The Picture Communication Symbols ©1981-2022 by Tobii Dynavox. All Rights Reserved
Worldwide. Used with permission. Boardmaker® is a trademark of Tobii Dynavox

Author's Purpose Quiz

- When an author write a story, he/she often has a:
 - Headache
 - Purpose
 - Suitcase
- If the author wants to change your mind, then the purpose is to:
 - Persuade
 - Inform
 - Entertain
- When an author uses the purpose to inform the reader, he/she wants the reader to:
 - Relax
 - Change your mind
 - Learn
- What is the author's purpose of most comic books?
 - Persuade
 - Inform
 - Entertain
- True or false. Knowing the author's purpose can help you to understand the story better.
 - True
 - False
 - I don't know

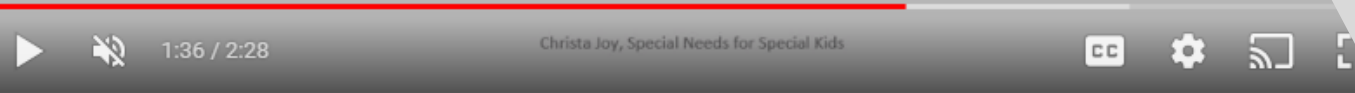
Christa Joy, Special Needs for Special Kids
The Picture Communication Symbols ©1981-2022 by Tobii Dynavox. All Rights Reserved
Worldwide. Used with permission. Boardmaker® is a trademark of Tobii Dynavox

FINALLY, there is a 5 question quiz. It comes in this version with pictures and one that is traditional multiple choice.

Answer key included.



Watch the movie
about Author's
Purpose

Sometimes, the author just wants the
reader to sit back, relax and enjoy the
story.


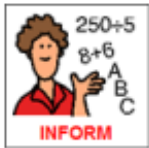


This unit has digital
versions of the activities
as well. There is a movie
version of the book
students can watch.


1. A reference article from the encyclopedia on penguins.





2. A newspaper article on the importance of saving water.





3. Harry Potter and the Chamber of Secrets



4. Diary of a Wimpy Kid

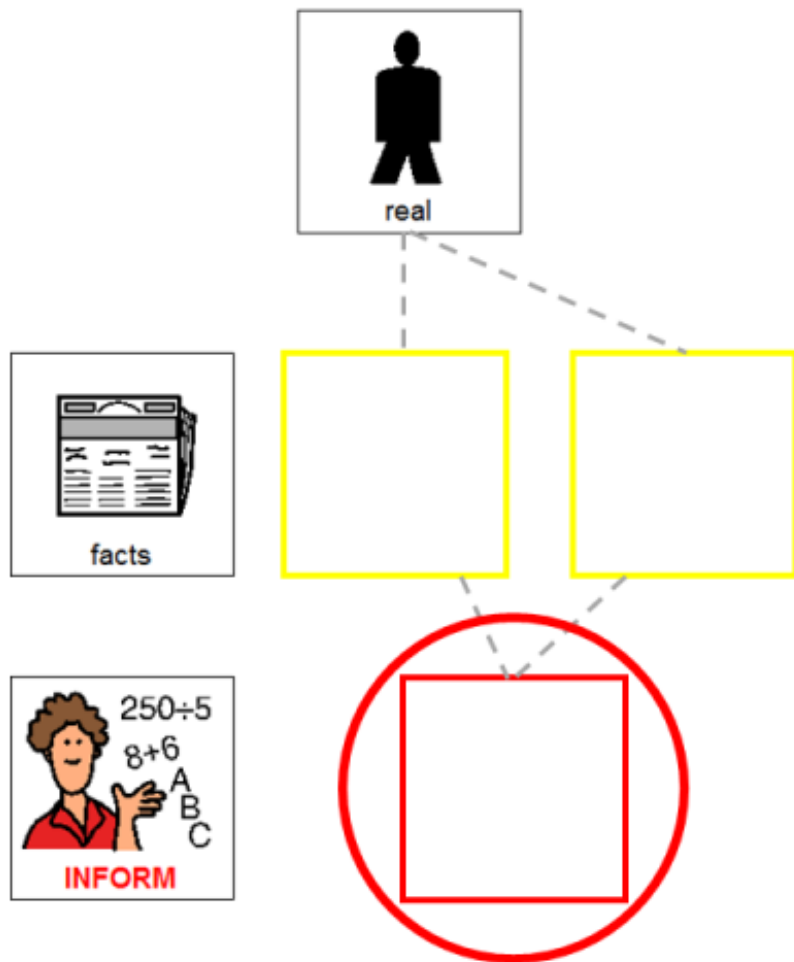


Circle the correct answer.



There are 2 sets of slides. One set has no differentiation. Students will click and drag the answers into the empty boxes.

To **PERSUADE**



Fill in the missing boxes in the flow chart.

Three draggable icons for persuasion: "opinions" (person with thought bubble), "facts & opinions" (person with thought bubble and newspaper), and "PERSUADE" (person at podium). Each icon is enclosed in a colored box (yellow for the first two, red for the third).

The second set has color-coding for differentiation. Students click and drag answers. There are a total of 24 slides in each set.



I realize there will be some students out there unable to do cutting activities. I have a blog post with ways to complete activities without a pair of scissors!!

[Click Here to read more!!](#)