

SPECIAL ED

ANIMAL ADAPTATIONS



INCLUDES GOOGLE SLIDES

Special Needs for Special Kids




For students who:

- are emerging or non-readers
- take alternate assessments
- are in special education
- short-attention span
- lack pre-requisite skills
- benefit from the use of pictures for support

Animal Adaptations Gorillas and Tigers

By
Christa Joy



Christa Joy, Special Needs for Special Kids

Table of Contents

Worksheet pages	Activity
4-5	Vocabulary board
6-10	Gorilla circle map
11-15	How Gorillas adapt worksheet
16-27	Gorilla Assessment
28-32	Tigers circle map
33-37	How Tigers adapt worksheet
38-42	Tiger Gorilla Venn diagram
43-53	Tiger Assessment
54-55	Terms of Use

Also included in this resource as separate files:

- Lesson plans
- Links and directions to digital activities
- PowerPoints (**these are the books in the lesson plan**)
- Voice recorded PowerPoints
- Activities in black and white

This unit contains almost **100 pages** of material plus **42 google slides**. I have included a detailed lesson plan to help you make the most of everything in this unit including how to add some group activities.

It comes in 2 separate files. One in color and one in black and white.

Day 2

Activity	Notes	Materials
Read the book or listen to the recorded PowerPoint: How Gorillas Adapt (10 minutes)	<ul style="list-style-type: none"> Read through the story, asking lots of questions Continue to make connections between book and vocabulary board 	<ul style="list-style-type: none"> Book Vocabulary board
I Spy Game with vocabulary board (10 minutes)	<ul style="list-style-type: none"> Hold up one of the pictures from the board so only you can see it. Describe it with as much detail as you can Ask students to put their marker/counter on the picture they think you are holding Turn it around and ask students to raise their hand if they got it correct 	<ul style="list-style-type: none"> Vocabulary board cut apart Vocabulary board
Circle map review (5 minutes)	<ul style="list-style-type: none"> Review the circle map completed yesterday 	<ul style="list-style-type: none"> Circle map completed yesterday
Matching activity (10 minutes)	<ul style="list-style-type: none"> Do the matching activity looking specific ways gorillas have adapted. This activity also includes real photos and picture symbols. If you choose to do both, make an extra copy of the worksheets or paste the photos and symbol side by side. Use color coding if needed for additional support (answer key included) Make connections to the book as necessary 	<ul style="list-style-type: none"> Sorting activity Scissors Glue
Sharing (10 minutes)	<ul style="list-style-type: none"> Each student shares their finished activity with the group using the communication method of their choice 	<ul style="list-style-type: none"> Completed activity Communication devices

7 DAYS

The lesson plans contain:

- Overall tips for teaching students with significant needs
- A quick look at what you will do each day
- Detailed instructions on how that day's lesson should run

1 week on gorillas
1 week on tigers



Christa Joy, Special Needs for Special Kids
 The Picture Communication Symbols ©1981–2019 by Tobii Dynavox. All Rights Reserved
 Worldwide. Used with permission. Boardmaker® is a trademark of Tobii Dynavox

This unit comes with a vocabulary board.

Vocabulary boards are great for ALL students to assist with participation and engagement in group discussions.

Tips on how to use in the unit!!

There are no vocabulary CARDS in this unit.

Gorillas have a large toe that works like a **thumb**. It can grab small objects and open fruit.



Christa

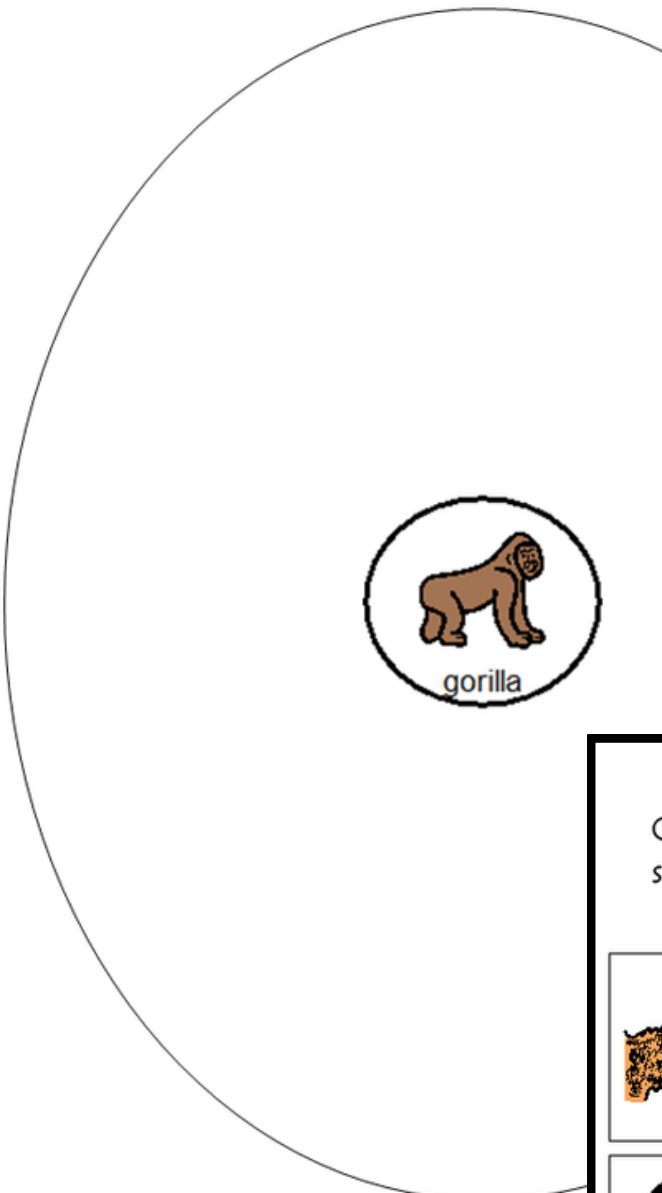
Tigers have a rough **tongue** to scrub fat off the bones.



ChristaJoy, SNSK





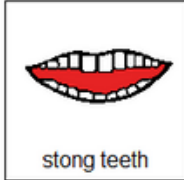




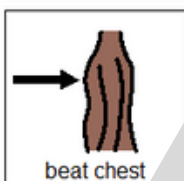
There are 2 books, one on gorillas and one on tigers.

It comes in a PowerPoint version as well as a movie version you can use in google slides.





errorless

Cut out pictures and place in circle map.

 fur	 strong	 live in jungle	 Africa	 stong teeth
 huge	 thumb	 communicate with sounds	 communicate with smell	 beat chest

Cut out pictures and place in circle map **ONLY IF** they have something to do with gorillas.

 fur	 tiny	 live in jungle	 Africa	 stong teeth
 huge	 thumb	 communicate with sounds	 feathers	 beat chest
 desert	 strong	 ocean	 communicate with smell	 weak

There is a circle map for each animal.

Circle maps are a great way for students to see the concept at a glance. There are 2 versions:

- One is errorless
- One has wrong answers mixed in students will have to set aside

How Gorillas Adapt

Communicate



Communicate



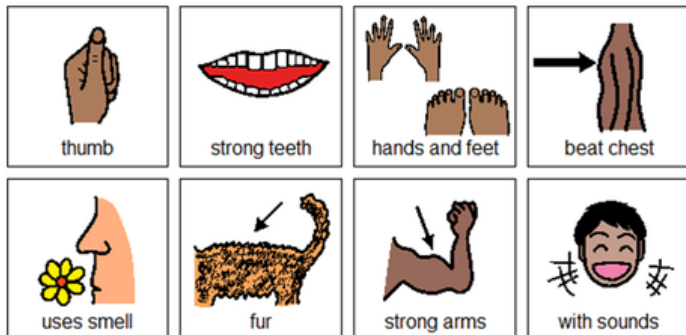
Communicate



Chew food and
fight



How Gorillas Adapt



How Tigers Adapt

Hide in the tall
grass



See in the dark




Smell food from far
away



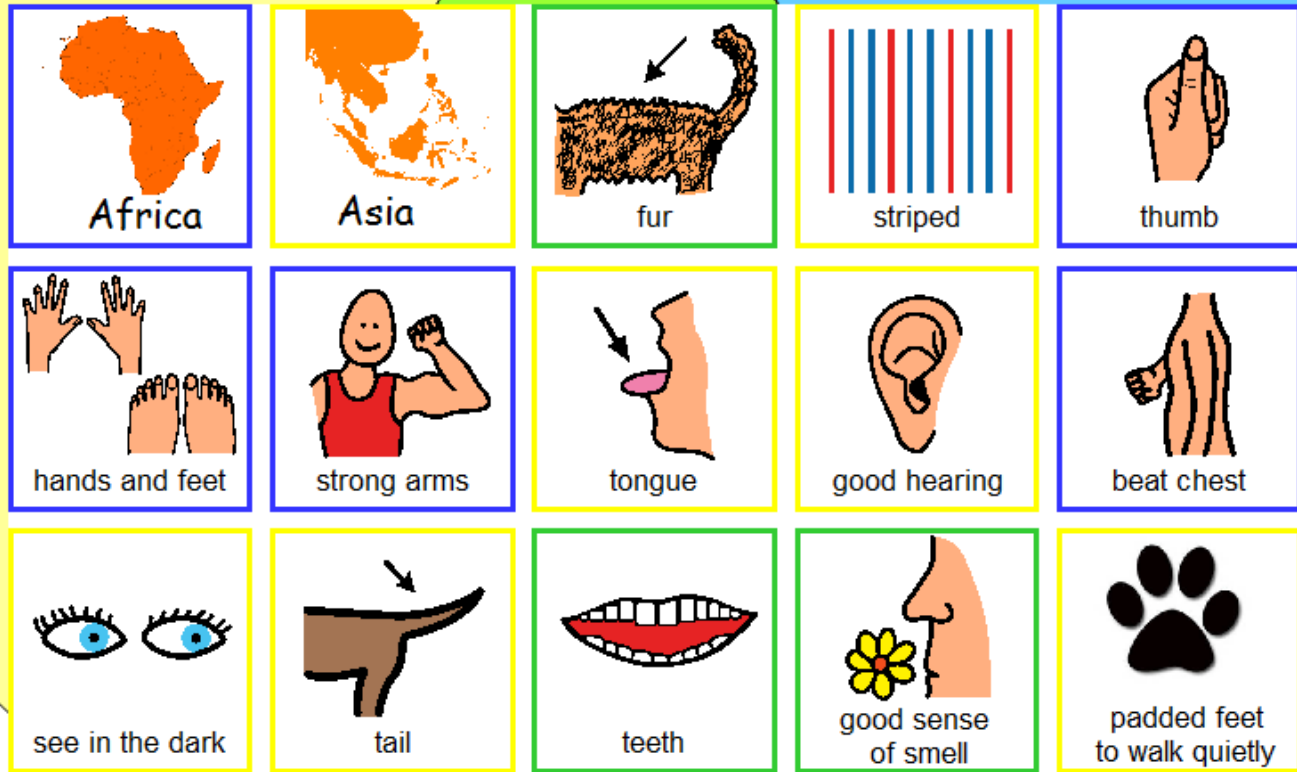
Scrub food off the
bones



How Tigers Adapt



There is a matching activity for each animal showing how they have adapted to where they live.



There is a Venn Diagram to compare gorillas and tigers.

It comes with a color-coded version (shown here.)

1. Tigers mainly live naturally in:



2. What helps tigers hide in the grass?



3. Tigers have special eyes that help them:



4. What do tigers use their rough tongues for?



5. What helps tigers move so quietly?




Print onto cardstock or mount on index cards. Cut pictures apart and show student answer choices for each question.

Q 3



Q 4



1. Gorillas mainly live naturally in:
 - a. Canada
 - b. Asia
 - c. Australia
2. Gorillas have fur that do what?
 - a. Keep them warm and dry
 - b. Help them hide
 - c. Protect them from the sun
3. Gorillas have large teeth they use for:
 - a. communicating
 - b. Flossing
 - c. Eating and fighting
4. Gorillas have very strong arms they use for:
 - a. Climbing and bending trees
 - b. Fighting
 - c. Walking
5. What else helps gorillas climb?
 - a. Teeth
 - b. Hands and feet
 - c. Tail

There is an assessment at the end of each week, on that animal. There are 3 versions.

- 10 questions with 3 picture choices for each question
- cut out the answer choices and glue them on index cards
- traditional multiple choice

Answer key included.

Gorillas have a large toe that works like a **thumb** that can grab small objects and open fruit.



Play (k)

0:44 / 2:08

Christa Jay, Special Needs for Special Kids



This unit also includes digital versions of the activities.

Students can watch a movie books.

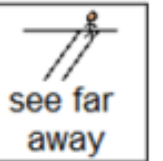
1. Tigers mainly live naturally in:



2. What helps tigers hide in the grass?



3. Tigers have special eyes that help them:







4. What do tigers use their rough tongues for?



5. What helps tigers move so quietly?



Circle the correct answer.




Great for review


Each activity is set up so students can click and drag answers. No typing is required.

How Tigers Adapt

Hide in the tall
grass



See in the dark



Smell food from far
away



Scrub food off the
bones



Match the trait tigers have that help them with each
action.



**Perfect for all
learning levels**

The second set of slides
uses color for
differentiation and extra
support for students who
may need it.

This resource comes in a zipped folder. You will need to unzip the folder to access all the contents which include:

- ***7 days of lesson plans***
- ***Gorilla and tiger activities in color***
- ***Gorilla and tiger activities in black and white***
- ***Voice-recorded PowerPoint show***
- ***Animal Adaptations book (PowerPoint) to use with activities***
- ***Links and directions to digital activities***